

CR-05 - Goals and Outcomes

Progress the jurisdiction has made in carrying out its strategic plan and its action plan. 91.520(a)

This could be an overview that includes major initiatives and highlights that were proposed and executed throughout the program year.

The following Consolidated Annual Performance and Evaluation Report represents the second year completed under the City of Carrollton's 2014-2018 Consolidated Plan. The objective of the City of Carrollton's Community Development Block Grant (CDBG) Program is to support activities which meet at least one of the primary national CDBG objectives, i.e. development of viable urban communities by providing a suitable living environment, decent housing and expansion of economic opportunities for persons of low and moderate income. Based on the needs analysis in 2014, the following strategy areas were identified and are reaffirmed in this annual report.

- Improve Neighborhood Infrastructure: Use CDBG funds to leverage infrastructure improvements.
- Enhance Code Enforcement: Use CDBG funds to pay for one salaried code enforcement officer to work in 2014-2018 CDBG Target area.
- Provide Neighborhood Matching Grants: Use general funds to create a more proactive municipal presence in order to preserve and enhance neighborhoods throughout the city.
- Preserve Existing Housing Stock: Use CDBG and general funds to provide interior and exterior home repairs for income qualifying homeowners.
- Assist Social Service Providers: Use general funds for the enhancement of services to meet the needs of low-to-moderate income citizens
- Promote Economic Development: Use general funds for the improvement of aging retail spaces.

RESOURCES AVAILABLE

The City of Carrollton is an entitlement community under HUD's CDBG Program. During the 2016 Program Year, October 1, 2016 through September 30, 2017, \$943,685 in CDBG funding was available to the City of Carrollton to further the objectives of the 2014-2018 Consolidated Plan:

- 65.07% - \$614,140 for infrastructure improvement in the Santa Rosa subdivision
- 15.9% - \$150,000 for infrastructure improvement in Rhoton Park

- 6.37% - \$60,091 for Enhanced Code Enforcement in CDBG target area
- 9.54% - \$90,000 dedicated to Minor Home Repair for interiors and exterior repairs
- 2.06% - \$19,454 for Emergency Repair Grant as part o the Housing Rehabilitation Program
- 1.06% - \$10,000 for People Helping People as part of the Housing Rehabilitation Program

The City of Carrollton made available general funds to meet the goals and objectives in the following amounts:

- \$2,801,256 for infrastructure improvements in the Santa Rosa N.O.T.I.C.E. area
- \$379,500 to enhance local social service agencies activities for Carrollton's vulnerable populations
- \$187,355 to fund three staff positions implementing CDBG and Neighborhood Partnership Activities
- \$60,000 for beautification programs through the Neighborhood Enhancement Matching Grant Program
- \$30,000 for Neighborhood Empowerment Zone minor home repair projects
- \$8,000 for Single Family Rehabilitation incentives for homeowners of all income levels in the Neighborhood Empowerment Zones.

Comparison of the proposed versus actual outcomes for each outcome measure submitted with the consolidated plan and explain, if applicable, why progress was not made toward meeting goals and objectives. 91.520(g)

Categories, priority levels, funding sources and amounts, outcomes/objectives, goal outcome indicators, units of measure, targets, actual outcomes/outputs, and percentage completed for each of the grantee’s program year goals.

Goal	Category	Source / Amount	Indicator	Unit of Measure	Expected – Strategic Plan	Actual – Strategic Plan	Percent Complete	Expected – Program Year	Actual – Program Year	Percent Complete
Goal 1. Improve Neighborhood Infrastructure	Non-Housing Community Development	CDBG: \$	Public Facility or Infrastructure Activities other than Low/Moderate Income Housing Benefit	Persons Assisted	0	1		162	162	100.00%

Goal 1. Improve Neighborhood Infrastructure	Non-Housing Community Development	CDBG: \$	Public Facility or Infrastructure Activities for Low/Moderate Income Housing Benefit	Households Assisted	500	344	68.80%			
Goal 2. Enhance Code Enforcement	Non-Housing Community Development	CDBG: \$	Buildings Demolished	Buildings	25	2	8.00%	2	2	100.00%
Goal 2. Enhance Code Enforcement	Non-Housing Community Development	CDBG: \$	Housing Code Enforcement/Foreclosed Property Care	Household Housing Unit	7500	4992	66.56%	1500	672	44.80%
Goal 3. Provide Neighborhood Matching Grants	Non-Housing Community Development	CDBG: \$0	Other	Other	5	5	100.00%	5	7	140.00%
Goal 4. Preserve Existing Housing Stock	Affordable Housing Non-Housing Community Development	CDBG: \$	Homeowner Housing Rehabilitated	Household Housing Unit	100	39	39.00%	15	21	140.00%
Goal 5. Assist Service Providers	Homeless Non- Homeless Special Needs Non-Housing Community Development	CDBG: \$0	Public service activities for Low/Moderate Income Housing Benefit	Households Assisted		0				

Goal 5. Assist Service Providers	Homeless Non-Homeless Special Needs Non-Housing Community Development	CDBG: \$0	Homelessness Prevention	Persons Assisted	75000	31672	42.23%	15000	9238	61.59%
Promote Economic Development	Non-Housing Community Development	CDBG: \$0	Facade treatment/business building rehabilitation	Business	0	0		1	0	0.00%

Table 1 - Accomplishments – Program Year & Strategic Plan to Date

DRAFT

Assess how the jurisdiction's use of funds, particularly CDBG, addresses the priorities and specific objectives identified in the plan, giving special attention to the highest priority activities identified.

In addition to the use of CDBG funds allocated for the PY 2016 Year, the city also provided an additional \$3,466,111 in general funds towards the identified goals.

Improve Neighborhood Infrastructure:

- N.O.T.I.C.E. Santa Rosa Neighborhood (CDBG Funds expended \$614,140, General Funds \$2,801,256): Infrastructure repairs of streets, sidewalks, water and sewer lines
- N.O.T.I.C.E. Roton Park Infrastructure improvement (CDBG Funds expended \$82,922): Public park infrastructure repair/replacement of lights and sidewalks.

Enhance Code Enforcement (CDBG Funds expended \$44,571): Resolved 672 code enforcement cases in CDBG target area.

Provide Neighborhood Matching Grants (General Funds expended: \$58,287): Funded 4 neighborhood beautification activities and 3 neighborhood identity sign topper grants.

Preserve Existing Housing Stock:

- Minor Home Repair Program (CDBG Funds expended \$88,784): Implemented 14 projects to assist low to moderate income homeowners with minor interior and exterior home repairs such as painting, siding, soffit and trim repair along with roofing projects.
- Emergency Repair Grant (CDBG Funds expended \$14,744): Completed 6 projects to assist low to moderate income homeowners with interior and exterior emergency repairs such as A/C heating unit repair and roofing work.
- People Helping People Program (CDBG Funds expended \$2,485): Completed 1 volunteer projects to assist low-to-moderate income homeowners with minor exterior home repairs.
- Neighborhood Empowerment Zone Minor Home Repair (General Funds expended \$22,255): completed 8 repair projects to assist low to moderate income homeowners with exterior repairs such as sewer line and drainage issues.
- Single Family Rehab Incentive (General Funds expended \$2,010): Completed 5 renovation projects.

Assist Social Service Providers (General Funds \$379,500): Served 9,238 low-to-moderate income individuals in Carrollton of which 58.17% of the funding reached Carrollton's very low and extremely low income population as recorded by the social service providers.

DRAFT

CR-10 - Racial and Ethnic composition of families assisted

Describe the families assisted (including the racial and ethnic status of families assisted).

91.520(a)

	CDBG
White	18
Black or African American	1
Asian	2
American Indian or American Native	0
Native Hawaiian or Other Pacific Islander	0
Total	21
Hispanic	6
Not Hispanic	15

Table 2 – Table of assistance to racial and ethnic populations by source of funds

Narrative

Housing rehabilitation projects accounted for 12.67% of the total CDBG funding allocation in PY 2016. The table above accounts for the distribution by race of the housing activities. In PY 2016, 21 homes were rehabilitated using CDBG funds. Hispanic recipients accounted for 28.57% of the clients, Black - 4.76% and White (non-Hispanic) - 57.14%.

Neighborhoods receiving improvements in Carrollton are ranked according to infrastructure needs and low income status. In PY 2016 87.34% of CDBG funds were allocated for neighborhood projects located in minority, primarily Hispanic, concentrated areas. In 2013 the Hispanic ethnic group accounted for 31 percent of Carrollton's population, and the Hispanic poverty rate was twice as high as other ethnic and racial groups in Carrollton. .

The calculation is based on the following definition: A minority concentrated area is any neighborhood or Census tract in which: 1) The percentage of households in a particular racial or ethnic minority group is at least 20 percentage points higher than the percentage of that minority group for the housing market areas; 2) The total percentage of minority persons is at least 20 percentage points higher than the total percentage of all minorities in the housing market areas as a whole; or 3) If a metropolitan area, the total percentage of minority persons exceeds 50 percent of its population. The housing market area is the region where it is likely that renters and purchasers would be drawn for a particular housing project. Generally the housing market area is the county.

The following illustrates the total number and demographic characteristics of individuals served by the

social services agencies that received general funds from the City of Carrollton in PY 2016 (Fiscal Year 2017). Of Carrollton residents 366 or 3.96% of the clients served were Asian, 1,248 or 13.51% were White (non-Hispanic), 1,534 or 16.57% were Black or African American, 1,606 or 17.07% were Hispanic. In the American Communities Survey for 2013 Carrollton's ethnic and racial breakdown was roughly 14% Asian, 67% White, 9 % Black and 31% Hispanic.

DRAFT

CR-15 - Resources and Investments 91.520(a)

Identify the resources made available

Source of Funds	Source	Resources Made Available	Amount Expended During Program Year
CDBG	CDBG	943,685	847,649
HOME	HOME		
HOPWA	HOPWA		
ESG	ESG		
Other	Other		

Table 3 - Resources Made Available

Narrative

In the 2014-2018 Consolidated Plan the City of Carrollton identified the preservation of existing housing stock as a priority. There are currently three housing rehabilitation programs in the City of Carrollton CDBG program: The Minor Home Repair Program, the Emergency Repair Grant and the People Helping People Program. These programs are not limited to a specific geographic area, but are only for low to moderate income homeowners that live within the City of Carrollton, \$119,454 or 12.66% of the total CDBG resources was dedicated to housing rehabilitation projects for low to moderate income homeowners.

In PY 2016 the CDBG funding resources for housing rehabilitation was:

- **90,000 or 9.54% for Minor Home Repair**

The Minor Home Repair Program is an interior/exterior home repair program targeting income qualified homeowners in Carrollton. The funding is not a grant but instead a deferred loan in which homeowners are required to live in their homes between 3-5 years in exchange for the loan repayment. In PY 2016 \$90,000 was allocated for the program.

- **\$19,454 or 2.06% for Emergency Repair Grant**

The Emergency Repair Grant is an interior/exterior home repair program targeting low income homeowners in Carrollton. This grant targets items in need of immediate attention. It provides up to \$5,000 in repairs that present an immediate health and safety issue for the resident such as HVAC units, water heaters and plumbing. It is the only program that allows mobile homes to qualify. In PY 2016 \$19,454 was allocated for this program.

- **\$10,000 or 1.06% for People Helping People**

The People Helping People Program is a minor exterior home repair program targeting low income homeowners in Carrollton. This grant uses local volunteer groups to complete needed repairs and

updates. It provides funding for supplies and tools for the volunteers to complete work such as painting and minor siding repairs. In PY 2016 \$10,000 was allocated for this program.

Identify the geographic distribution and location of investments

Target Area	Planned Percentage of Allocation	Actual Percentage of Allocation	Narrative Description
2014-2018 NOTICE Priority Neighborhoods	90	81	81% of allocated funding was expended during this time in the LMI target area

Table 4 – Identify the geographic distribution and location of investments

Narrative

The 2014-2018 Consolidated Plan was based on low and moderate income (LMI) areas identified on the 2008-2012 and 2013 American Community Survey (ACS) and the 2014 HUD income designations for the DFW region. In Carrollton for a Census tract to be designated low income, over 42.5 percent of the population must live at 20% or below the designated median family income for the area. In Carrollton the median income for a family of four is \$67,561 A family of four to be considered low income must make less than \$56,301 a year.

In general, the N.O.T.I.C.E. Program targets financial resources for the design and implementation of all necessary street, sidewalk, and water and sewer line projects one neighborhood at a time until the entire infrastructure in the area has been repaired. This program has been a positive change agent in the community. In addition, the City conducts targeted and strengthened code enforcement efforts in the same neighborhood to foster a greater sense of neighborhood pride and an overall safer community. Also, the City follows up with improvements to public parks and/or other neighborhood facilities.

In PY 2016 the CDBG resources allocated in the 2014-2018 LMI Target Areas was:

- **\$614,140 or 65.07% for N.O.T.I.C.E. Santa Rosa Neighborhood**

The Santa Rosa neighborhood was allocated and fully expended the \$614,140 of CDBG funds available for use. 43% of the residents in the area are low income and it is a Hispanic resident concentrated census tract.

- **\$150,000 or 15.89 Rhoton Park redevelopment**

\$150,000 in prior year CDBG allocations was used to fund redevelopment of Rhoton Park, which lies within the LMI target area. The project includes the redevelopment of facilities and infrastructure within the park. In PY2016 \$82,922 was expended on this project.

- **\$60,091 or 6.37% for Enhanced Code Enforcement**

In PY 2016 \$60,091 in CDBG funds was allocated for code enforcement, of which \$44,571 was expended, focusing on the LMI census tracts in southwest Carrollton. The low to moderate income population in the CDBG code area is 59.7% and is a Hispanic concentrated resident area. The utilization of Enhanced Code Enforcement preserves infrastructure repairs and ensures the improved aesthetic and structural quality of the habitable units will last.

- **\$90,000 or 9.54% for Minor Home Repair**

\$90,000 in PY2016 resources was dedicated to Minor Home Repair (MHRP). The MHRP assists low to moderate income homeowners with minor interior and exterior home repairs. Individuals must income qualify to receive a grant in this program. For PY2016 in the 2014-2018 NOTICE Priority Neighborhoods a total of \$13,569 was expended on 2 MHRP projects.

- **\$19,454 or 2.06% for the Emergency Repair Grant**

In PY2016 \$19,454 in resources was allocated to the Emergency Repair Grant (ERG). The ERG assists low to moderate income homeowners with interior and exterior repairs such as HVAC or roofing work. \$5,813 was expended for 2 projects in the target area.

- **\$10,000 or 1.06% for People Helping People**

In PY2016 \$10,000 in resources was allocated to the People Helping People (PHP) program. The PHP program has volunteers assist in helping low to moderate income homeowners with minor home exterior repairs. In PY2016 \$2,485 was expended for 1 project in the target area.

Leveraging

Explain how federal funds leveraged additional resources (private, state and local funds), including a description of how matching requirements were satisfied, as well as how any publicly owned land or property located within the jurisdiction that were used to address the needs identified in the plan.

N.O.T.I.C.E. Santa Rosa Neighborhood. Since beginning the N.O.T.I.C.E. program in 2001, the City of Carrollton has been able to complete needed infrastructure improvements by breaking up large, seemingly impossible projects into smaller, more manageable endeavors. Each project has requested annual CDBG funding rather than a large lump sum payment, or using bond funding for attacking the entire project at once. Because Carrollton has pursued funding on a year-to-year basis, we have secured CDBG funding and leveraged general funds on each project. This has allowed Carrollton to focus and complete more projects than just using general funds. The Santa Rosa neighborhood completed the infrastructure repairs for 162 homes. With a total cost for the project at \$3,415,396, general funds of \$2,801,256 accounted for 82.02% of the total project.

People Helping People. In PY 2016 \$2,485 in CDBG funding was expended on 1 home rehabilitation project.

Assist Service Providers: Since 1998 the City's Community Development Program has worked to develop partnerships throughout the community. In PY 2016 the City of Carrollton continues to support social service agencies by providing \$379,500 in general funds for five different service providers that serve primarily low to moderate income residents in Carrollton. This funding in all cases amounts to less than 30 percent of the entire budget of any social service provider, yet was used to leverage and add to many existing programs. These programs are discussed in more detail in section CR-25 of this report, they help create necessary social safety nets for Carrollton's vulnerable populations and prevent overuse of other public services staff like police, school districts, courts and emergency personnel

CR-20 - Affordable Housing 91.520(b)

Evaluation of the jurisdiction's progress in providing affordable housing, including the number and types of families served, the number of extremely low-income, low-income, moderate-income, and middle-income persons served.

	One-Year Goal	Actual
Number of Homeless households to be provided affordable housing units	0	0
Number of Non-Homeless households to be provided affordable housing units	0	0
Number of Special-Needs households to be provided affordable housing units	0	0
Total	0	0

Table 5 – Number of Households

	One-Year Goal	Actual
Number of households supported through Rental Assistance	0	0
Number of households supported through The Production of New Units	0	0
Number of households supported through Rehab of Existing Units	15	21
Number of households supported through Acquisition of Existing Units	0	0
Total	15	21

Table 6 – Number of Households Supported

Discuss the difference between goals and outcomes and problems encountered in meeting these goals.

Carrollton has no current program to provide homeless or non-homeless affordable housing units.

The City of Carrollton had a one year goal to rehab 15 existing household units.

In PY 2016, 21 CDBG funded housing rehabilitation projects were completed exceeding the One-Year Goal.

All affordable housing goals were met in PY 2016.

Discuss how these outcomes will impact future annual action plans.

The City of Carrollton will proceed with current measures and no changes are expected to be made.

Include the number of extremely low-income, low-income, and moderate-income persons served by each activity where information on income by family size is required to determine the eligibility of the activity.

Number of Households Served	CDBG Actual	HOME Actual
Extremely Low-income	10	0
Low-income	11	0
Moderate-income	0	0
Total	21	0

Table 75 – Number of Households Served

Narrative Information

The Minor Home Repair Program, the Emergency Repair Grant, and People Helping People Program provide low to moderate income homeowners with assistance for interior and exterior repairs on their homes. Funding available for all rehabilitation projects in these three programs amounted to \$119,454 for PY2016.

One hundred percent of all CDBG funding for the housing rehabilitation program was dedicated to persons of low to moderate income and were for needed repairs affecting the health, safety and long term sustainability of the homes and the surrounding neighborhood. 21 homes were completed in PY 2016. Of these homes 10 (47.62%) were occupied by extremely low income homeowners, 11 (52.38%) were from low income families. Senior homeowners accounted for 11 (52.38%) of the projects in PY 2016 and female head of household accounted for 11 (52.38%) of the projects completed.

CR-25 - Homeless and Other Special Needs 91.220(d, e); 91.320(d, e); 91.520(c)

Evaluate the jurisdiction's progress in meeting its specific objectives for reducing and ending homelessness through:

Reaching out to homeless persons (especially unsheltered persons) and assessing their individual needs

For the strategies addressing the homeless and non-homeless with special needs populations included in the 2014-2018 Consolidated Plan, the City continues to allocate a portion of its General Fund towards grants and donations to Carrollton service providers which target low to moderate income residents. The City also provides information, referral and technical assistance along with financial support to local agencies serving the homeless and non-homeless citizens with special needs. Currently the city has not directly funded any homeless programs with CDBG resources. The city has provided general funds to Metrocrest Services in PY 2016 in the amount of \$325,000 for the assistance in anti-poverty initiatives, homelessness prevention and special needs populations.

The table below illustrates the agencies and the individuals assisted by income level last year. Of the total population of individuals served in PY 2016 through the City's social service agencies strategy programs 39.66% were categorized as extremely low income. To be categorized as extremely low income, for example, a family of four would have to earn less than \$24,300 a year.

Agency Name	Moderate (>80% MFI)	Low (50% - 80% MFI)	Very Low (30% - 50% MFI)	Extremely Low (>30% MFI)	Income Unknown	Total
Bea's Kids	0	0	189	0	43	232
CASA of Denton County	0	0	0	0	34	34
Children's Advocacy Center for Denton County	33	37	11	83	8	172
Metrocrest Community Clinic	53	527	299	55	29	963
Metrocrest Services	215	428	1,211	3,526	2,457	7,837
Total	301	992	1,710	3,664	2,571	9,238

Table 8 - Agencies and individuals assisted by income level in 2016

Addressing the emergency shelter and transitional housing needs of homeless persons

The City of Carrollton does not receive Emergency Shelter Grant (ESG) funding.

Helping low-income individuals and families avoid becoming homeless, especially extremely low-income individuals and families and those who are: likely to become homeless after being discharged from publicly funded institutions and systems of care (such as health care facilities, mental health facilities, foster care and other youth facilities, and corrections programs and institutions); and, receiving assistance from public or private agencies that address housing, health, social services, employment, education, or youth needs

As noted earlier, in addition, the City Council made available \$379,500 in general fund resources to agencies which are actively engaged in the provision of social services in Carrollton.

In exchange for the funding, the agencies and organizations work closely with the City in providing social services to all citizens in need. The close partnership the City has with each agency grows with each year of collaboration. The staff who are employed as part of the CDBG grant administration and planning activity provide technical, referral and capacity building assistance for the agencies on an ongoing basis.

The table below identifies some of the principal partners for the City's PY 2016 (Fiscal Year 2017) priority funding for Carrollton's social service agencies:

In PY 2016, the City helped accomplish the following goals through its local non-profit partners in an attempt to reduce the overall number of persons living in poverty in Carrollton:

- Funded food pantries in both Dallas and Denton counties in Carrollton.
- Improved access to preventative care, basic health care and medical services for low to moderate income families thus reducing costs for medical services and expensive trips to the emergency room.
- Improved the linkage between job training programs and local job creation efforts to attract jobs that pay above minimum wages and provide people with the ability to service a home mortgage.
- Promoted financial counseling and classes on budgeting and money management. In PY 2016, the City continued to promote area training and educational opportunities in this area.
- Promoted linkages between housing, employment and educational systems and/or facilities.
- Promoted programs and training that help families-in-need to become more self-sufficient.
- Funded after school programs to low income students providing tutoring and college preparation for junior high school and high school students coming from families where the majority of parents never finished high school.
- Funded domestic violence and leadership training for adults and children.

Organization	Type of Service	Persons Assisted	Amount Funded
Bea's Kids	Youth Services	232	\$6,500
CASA of Denton County	Youth Services	34	\$3,500
Children's Advocacy Center of Denton County	Youth Services	172	\$32,500
Metrocrest Community Clinic	Medical Services	963	\$12,000
Metrocrest Services	Homeless and Crisis Services & Elderly Services	7,837	\$325,000
Total		9,238	\$379,500

Table 9 - City Funding to Social Service Agencies and Individuals served

Helping homeless persons (especially chronically homeless individuals and families, families with children, veterans and their families, and unaccompanied youth) make the transition to permanent housing and independent living, including shortening the period of time that individuals and families experience homelessness, facilitating access for homeless individuals and families to affordable housing units, and preventing individuals and families who were recently homeless from becoming homeless again

The City's position on this issue will continue to be one of supporting and assisting agencies that are working to address this challenge in a coordinated and proactive manner.

The above mentioned services are provided to the homeless population, population at risk of becoming homeless and those transitioning from homelessness. The City of Carrollton also supplements the work of the various City-funded social service agencies to end chronic homelessness by promoting the preservation and maintenance of existing housing through its Minor Home Repair Program, People Helping People and Emergency Repair Grant.

CR-30 - Public Housing 91.220(h); 91.320(j)

Actions taken to address the needs of public housing

This section is not applicable, as the City of Carrollton does not have a public housing authority. Also, the City does not receive or administer funds for assisted housing. Data on the number of individuals with Section 8 housing in Carrollton was not available.

Dallas County Housing Authority

The waiting list for Section 8 housing in Dallas County currently exceeds 5,000 families.

Denton County Housing Authority

Denton County maintains 1,526 Section 8 housing vouchers for the whole county. The Section 8 waiting list is closed with a five year waiting period until the end of the list is reached.

Actions taken to encourage public housing residents to become more involved in management and participate in homeownership

Actions taken to provide assistance to troubled PHAs

CR-35 - Other Actions 91.220(j)-(k); 91.320(i)-(j)

Actions taken to remove or ameliorate the negative effects of public policies that serve as barriers to affordable housing such as land use controls, tax policies affecting land, zoning ordinances, building codes, fees and charges, growth limitations, and policies affecting the return on residential investment. 91.220 (j); 91.320 (i)

The City of Carrollton continues to maintain a strong emphasis on safe and affordable housing for all residents. The City of Carrollton Environmental Services Department has two inspection programs geared toward maintaining rental property, one for single-family rental property and the other for multi-family rental property.

The Single-Family Rental Registration and Inspection Ordinance adopted by the City Council ensures tenants and landlords of single-family residential rental properties are involved in maintaining the homes in a safe and sanitary condition. The Single-Family Rental Inspection Program is effective in ensuring a sustainable community and safe housing is available in all of the neighborhoods in Carrollton. The ultimate goal is to improve the overall condition of rental properties and to prevent health and safety risks from rising up and to prevent blight which affects surrounding homes, thus helping enhance property values within the affected neighborhoods. This ordinance requires all property owners and companies who rent or lease single-family homes or duplexes in Carrollton to register those rental properties with the City and to have them inspected by the City. A review of code enforcement cases found single-family rental properties are approximately 15 percent of single family homes in Carrollton but they account for a disproportionately high percentage of neighborhood code violations. This diverts staff time from other code enforcement duties and has a negative effect on the surrounding homes. .

The Multi-Family Inspection Program stabilizes, maintains and enhances the apartment communities in Carrollton. The program operates in partnership with the residents and management staff of those apartment communities to achieve this goal through the enforcement of Title 9, Chapter 96 of the Carrollton Code of Ordinances and the Comprehensive Zoning Ordinance. The Multi-Family Inspection Program operates by performing annual inspections of apartment communities, responding to complaints about potential violations of the Carrollton Code of Ordinances and the Comprehensive Zoning Ordinance, and meeting with apartment management on a regular basis to apprise them of various City Codes and regulations.

Actions taken to address obstacles to meeting underserved needs. 91.220(k); 91.320(j)

Neighborhood Empowerment Zones

In 2013 the City of Carrollton launched a initiative to address the issues of the aging housing stock. City Council approved the creation of five (5) Neighborhood Empowerment Zones in neighborhoods at the greatest risk of distress due to housing conditions, age and condition of infrastructure. The boundaries of the Neighborhood Empowerment Zones were determined to coincide with the NOTICE Neighborhoods program already in effect.

One of the current enticements to residents and owners within the Neighborhood Empowerment Zones is the waiving of construction fees, including building permit fees, impact fees, platting fees, and project permit fees (fences, electrical, plumbing, etc.), within the Zones, for both commercial and residential properties to encourage repair, rehabilitation and redevelopment.

Two programs operating in conjunction with the Neighborhood Empowerment Zones:

- Neighborhood Empowerment Zone Minor Home Repair (\$30,000 General Funds): Income qualifying homeowners living in one of the five Neighborhood Empowerment Zones can receive up to \$7,500 for exterior improvements, including items that are not on the house itself, such as fences, sewers and tree trimming. In PY 2016 Carrollton successfully completed 8 projects to assist low to moderate income homeowners for sewer line and drainage repairs, housing repairs, and fence repairs.
- Single-Family Rehabilitation Incentive (General Funds \$8,000): Any homeowner living in a Neighborhood Empowerment Zone in a home that is at least five years old qualifies for payment equivalent to up to four years or 50 to 75 percent of municipal ad valorem property tax for improvements made to the front facing exterior of the home and that including fencing and landscaping improvements. The homeowner must invest a minimum of \$2,000 and will receive a portion of the investment back. In PY 2016 Carrollton successfully completed 5 renovation projects.

These concepts offer another level of support to property owners and neighborhoods in concert with the infrastructure reinvestment and targeted code enforcement efforts that are already part of each N.O.T.I.C.E. initiative.

Actions taken to reduce lead-based paint hazards. 91.220(k); 91.320(j)

During the 2016 program year, the City of Carrollton has continued to demonstrate its commitment to the eradication of lead-based paint hazards in the community.

For residents receiving assistance under the City's Minor Home Repair, Emergency Repair Grant and People Helping People Programs where a lead based paint hazard is involved, the City complies with federal regulations when levels are greater than *de minimis* standards. To determine if a lead-based paint hazard is present, houses built before 1978 are tested for the presence of lead by a certified technician. In the event lead based paint is present the City hires technicians certified in safe work practices for the removal of lead-based paint.

All CDBG-funded projects meet all applicable regulations related to lead-based paint. Residences built before 1978 utilizing the Minor Home Repair Program are tested for lead-based paint to comply with HUD requirements. In the event that lead-based paint is detected, HUD guidelines are followed including the distribution of lead-based paint information.

Year Housing Unit Built	Number of Housing Units	Estimated % at Risk	Estimated Number of Housing Units at Risk
1939 and earlier	157	90%	141
1940 - 1959	1,427	80%	1,142
1960 - 1979	12,797	62%	7,934
Total Housing	14,383	64%	9,218

Table 10 - Estimated Number of Housing Units at Risk for Lead Based Paint Hazards in Carrollton

Actions taken to reduce the number of poverty-level families. 91.220(k); 91.320(j)

During PY 2016, the City of Carrollton funded five social service agencies to address local objectives and strategies identified in the 2014-2018 Consolidated Plan. These activities were funded from the General Fund in an amount of \$379,500. All of the agencies identified below predominantly serve persons of low-to-moderate income.

The City Council considers the award of social service contracts annually. The City of Carrollton is proud of its continued partnership with the identified agencies/organizations. A brief outline of the specific services and activities offered by each of the agencies is included in Appendix 1.

The following table illustrates the total number and demographic characteristics of individuals served by the agencies that received funding from the City in PY 2016. Cumulatively, these agencies served 9,238 individuals in Carrollton. Of the individuals, 343 (3.71%) were elderly, 1206 (13.05%) were disabled and 2,664 (28.84%) were identified as female head of household. The agencies identified and served 4,438 (48.04%) Hispanics, 1,531 (16.57%) African-Americans, and 366 (3.96%) Asians within the Carrollton community. These 3 demographic groups accounted for 68.57% of the individuals served by the city funded social service agencies. The numbers and types of specific services provided over the last year have not been presented in this document due to the overwhelming number of social services provided by these agencies. If more detail is needed, please contact the City's Community Development Office

Agency	White (non-Hispanic)	Black/African American	Hispanic	Asian	Hawaiian or Pacific Islander	American Native or Alaskan	Unknown	Total
Metrocrest Services	1,047	1,413	3,507	260	5	42	1,563	7,837
Metrocrest Clinic	107	93	664	99	0	0	0	963
Beas's Kids	0	0	189	0	0	0	43	232
Children's Advocacy Center for Denton County	73	23	69	7	0	0	0	172
CASA of Denton County	21	2	9	0	0	2	0	34
Total	1,248	1,531	4,438	366	5	44	1,606	9,238
Agency	Elderly	Disabled	Female Head of Household					
Metrocrest Services	1,102	248	2,521					
Metrocrest Clinic	95	0	73					
Bea's Kids	0	0	16					
Children's Advocacy Center for Denton County	0	9	46					
CASA of Denton County	0	0	8					
Total	1,197	257	2,664					

Table 11 - Demographics of Individuals Served by City Funded Social Service Agencies

Actions taken to develop institutional structure. 91.220(k); 91.320(j)

Neighborhood Reinvestment - N.O.T.I.C.E. General Funds

The City's N.O.T.I.C.E programs uses general funds for one project a year in Carrollton's moderate income neighborhoods to provide safe streets, sidewalks, alleys and utility lines, similar to CDBG funded N.O.T.I.C.E projects. This program has been a vital change agent in the communities and it positively impacts the quality of life of the citizens. In general, the N.O.T.I.C.E. program targets financial resources

for the design and implementation of all necessary street, sidewalk, and water and sewer line projects in one neighborhood at a time until the entire public infrastructure in that area has been repaired or reconstructed. In addition, the City conducts targeted and strengthened code enforcement efforts in the same neighborhood to foster a greater sense of neighborhood pride and an overall healthier community. Finally the City follows up with improvements to public parks and/or other neighborhood facilities.

Neighborhood Matching Grants

In order to establish a more proactive municipal presence in neighborhoods across the city during PY 2016 the City reinforced its commitment to provide matching grants to neighborhood groups to upgrade and restore public property. The City made allocated \$60,000 of general funds for Neighborhood Enhancement Matching Grants (NEMGP) in PY 2016. The residents of Carrollton have increasingly embraced neighborhood revitalization initiatives throughout the community.

The City awarded 4 NEMGP beautification grants in PY 2016 for a total of \$63,054

The City awarded 3 Sign Topper grants in PY 2016 for a total of \$5,185.

Actions taken to enhance coordination between public and private housing and social service agencies. 91.220(k); 91.320(j)

This section is not applicable, as Carrollton does not have a public housing authority.

Identify actions taken to overcome the effects of any impediments identified in the jurisdictions analysis of impediments to fair housing choice. 91.520(a)

In PY2014 the City of Carrollton completed the Analysis of Impediments to Fair Housing and continued review of implementation of relevant aspects in PY 2016.

CR-40 - Monitoring 91.220 and 91.230

Describe the standards and procedures used to monitor activities carried out in furtherance of the plan and used to ensure long-term compliance with requirements of the programs involved, including minority business outreach and the comprehensive planning requirements

The City of Carrollton's Community Development Program continuously monitors programs and projects to ensure compliance with all applicable laws and regulations. Staff focuses on the following areas: environmental, financial, labor relations and programmatic.

The environmental standards and procedures developed and implemented include the completion of compliance checklists for all activities and the City's annual Environmental Review Record (ERR). Staff maintains a copy of the ERR available for year round public review during regular business hours in the Community Services Office at City Hall, 1945 E Jackson Road, Carrollton Texas.

Community Development Program staff and the City's accounting staff administer financial monitoring for all projects, programs and activities. The City's Treasury Division works closely with Community Development Program staff to ensure that all drawdowns are made after all ledgers and records have been reconciled and approved. The City's Purchasing Department assists with procurement and the general bidding process to ensure compliance with all applicable state and federal regulations. The financial operations and expenditures of the City are audited on an annual basis by an independent accounting firm.

The Community Development staff administers monitors and reviews labor standards on all capital improvement projects. Contractors are provided with training prior to the start of each project. All applicable Davis-Bacon and Related Acts (DBRA) are explained to the contractor. All contractor payments are contingent upon payment of proper wages to employees and the City's receipt of appropriate payroll records.

Citizen Participation Plan 91.105(d); 91.115(d)

Describe the efforts to provide citizens with reasonable notice and an opportunity to comment on performance reports.

First public hearing was scheduled for 11/9/17 before the Neighborhood Advisory Commission (NAC), the second public hearing was scheduled for 12/5/2017 before the City Council. Notices were published in the *Carrollton Star-Leader*, the local newspaper of record prior to each hearing. These summarized the Report, noting that it has been available for review either in person at City Hall or through the City's website. Citizen comments were welcomed at the hearings or in writing and instructions were provided on how to comment.

NAC Public Hearing - 11/9/17. The NAC had the first public hearing on 11/9/17 to receive comments on the CAPER. [REDACTED] public comments received [REDACTED].

City Council Hearing - 12/5/17. The City Council held the second public hearing on 12/5/17 to receive comments on the CAPER. After receiving comments, the City Council [REDACTED].

[REDACTED] public comment received [REDACTED].

Public Notices - The presented notice below was featured on the City's website and was published in the *Carrollton Star-Leader* on 10/22/17, 11/20/16, and 11/27/16.

DRAFT

NOTICE OF PUBLIC HEARING

On October 1, 2016, the City of Carrollton received \$753,231 of Community Development Block Grant (CDBG) funds from the United States Department of Housing and Urban Development (HUD). In accordance with federal regulations, these funds were used for the principal benefit of persons of low to moderate income in Carrollton.


The City of Carrollton is currently in the process of preparing a final Consolidated Annual Performance and Evaluation Report (CAPER) for the 2016 program year. This document reviews and reports on the accomplishments of the Carrollton CDBG program for the period spanning October 1, 2016 through September 30, 2017. A draft copy of the report is available for public review at City Hall, 1945 E Jackson Road, in the Office of Community Development and a digital copy is available on-line at <http://www.cityofcarrollton.com>.

The Neighborhood Advisory Commission (NAC) will hold a public hearing on November 9, 2017 to receive your comments on the Consolidated Annual Performance and Evaluation Report (CAPER) for the 2016 program year. The public hearing will be held at 6:30 p.m. in the City Council Briefing Room on the 2nd Floor of City Hall, 1945 E Jackson Road.

In addition, the City Council will hold a public hearing on December 5, 2017 to receive your comments on the Consolidated Annual Performance and Evaluation Report (CAPER) for the 2016 program year. The public hearing will be held at 5:45 p.m. in the City Council Chambers on the 2nd Floor of City Hall, 1945 E Jackson Road.

If you are unable to attend, you may submit written comments, concerns and/or ideas to the following address:

City of Carrollton
c/o Brian Passwaters
Community Services Manager
1945 E Jackson Road
Carrollton, Texas 75006



PHONE: (972) 466-5727 FAX: (972) 466-3175
EMAIL: community.development@cityofcarrollton.com

1st Public Hearing Notice

CR-45 - CDBG 91.520(c)

Specify the nature of, and reasons for, any changes in the jurisdiction's program objectives and indications of how the jurisdiction would change its programs as a result of its experiences.

Does this Jurisdiction have any open Brownfields Economic Development Initiative (BEDI) grants?

No

[BEDI grantees] Describe accomplishments and program outcomes during the last year.

DRAFT

CR-45 - CDBG 91.520(c)

Specify the nature of, and reasons for, any changes in the jurisdiction's program objectives and indications of how the jurisdiction would change its programs as a result of its experiences.

Does this Jurisdiction have any open Brownfields Economic Development Initiative (BEDI) grants?

No

[BEDI grantees] Describe accomplishments and program outcomes during the last year.

DRAFT

Attachment

Social Service Agencies allocated for General Funds

APPENDIX 1 – SOCIAL SERVICE AGENCIES AND SERVICES OFFERED

Bea's Kids

Contact: Ms. Bea Salazar – Director

P.O. Box 110165 Carrollton, TX 75011- 0065

Phone: 469-892-6300 Fax: 469-892-6304

Email: beasalazar@beaskids.org or gina.beas@yahoo.com

Website: www.beaskids.org

- Bea's Kids is a non-profit 501(c)(3) organization that has been serving underprivileged children and parents since 1990. Services include educational, cultural, recreational and sports programs and activities. The program also provides food, clothing and medical/dental care. Bea's Kids leads a crusade against hunger, illiteracy, domestic strife, parental neglect, drugs, violence, gangs, school dropouts and poverty.

CASA of Denton County, Inc.

Contact: Ms. Sherri Gideon - Executive Director

614 N. Bell Avenue, Denton, Texas 76209

Phone: 940-243-2272 Fax: 940-243-1605

E-mail: sgideon@casadenton.org

Website: www.casadenton.org

- CASA of Denton County, Inc. serves children (ages 0 to 18) who have been removed from their homes by Child Protective Services due to abuse or neglect. Their service area is Denton County and includes children from the portion of Carrollton within Denton County. CASA provides independent, objective guidance in court regarding the children's best interests and is a constant provider of support during that experience.

Children's Advocacy Center for Denton County

Contact: Mr. Dan Leal - Executive Director

1854 Cain Drive; Lewisville, Texas 75077

Phone: 972-317-2818 Fax: 972-317-6989

Email: dan@cacdc.org

Website: www.cacdc.org

- This is a child-friendly environment for joint child abuse investigations by police and Child Protective Services. Some of the functions include video-taped interviews, comprehensive therapy services, information and referral and facilitation of joint investigations. Multiple professionals are involved in investigations including a Carrollton Police Child Abuse Investigator.

Metrocrest Community Clinic

Contact: Lisa Rigby, Director

Plaza 1, Suite 149, One Medical Parkway, Farmers Branch, TX 75234

Phone: 972-484-8444, Fax: 972-484-0051

Email: lrigby@metrocrestcommunityclinic.org

-The Metrocrest Community Clinic provides low cost primary care and a limited number of specialty services to uninsured low income residents between the ages of 16 and 65. The focus of the clinic is on

providing patients a medical home which will help them improve and maintain their health by regular visits with a physician, educational services and access to resources for Metrocrest Community Clinic

Metrocrest Services


Contact: Mr. Tracy Eubanks - Executive Director
13801 Hutton Dr., Suite 150; Farmers Branch, Texas 75006
Phone: 972-446-2100 Fax: 214-694-2171

Email: teubanks@metrocrestsocialservices.org Website: www.metrocrestsocialservices.org

- Metrocrest Services provides information, referral and short-term emergency assistance for rent, utilities, food, clothing, medical and other financial needs in time of family crisis. Other services include job assistance, food bank and thrift store. Metrocrest Services collaborates and partners with local governments, business and non-profits for mobilization and maximization of resources.

DRAFT

PR03 Report



U.S. Department of Housing and Urban Development
 Office of Community Planning and Development
 Integrated Disbursement and Information System
 CDBG Activity Summary Report (GPR) for Program Year 2016
 CARROLLTON

Date: 25-Oct-2017
 Time: 12:35
 Page: 1

PGM Year: 2015
Project: 0001 - Enhanced Code Enforcement
IDIS Activity: 67 - Enhanced Code Enforcement

Status: Completed 12/9/2016 12:00:00 AM
Location: 1945 E Jackson Rd Carrollton, TX 75006-1737
Objective: Create suitable living environments
Outcome: Sustainability
Matrix Code: Code Enforcement (15) **National Objective:** LMA

Initial Funding Date: 12/07/2015

Description:
 Activity to pay for Code Enforcement Officer Salary in CDBG target areas.

Financing


	Fund Type	Grant Year	Grant	Funded Amount	Drawn In Program Year	Drawn Thru Program Year
CDBG	EN	2015	B15MC480037	\$54,099.11	\$0.00	\$54,099.11
Total	Total			\$54,099.11	\$0.00	\$54,099.11

Proposed Accomplishments
 Housing Units : 1,200
 Total Population in Service Area: 22,890
 Census Tract Percent Low / Mod: 53.04

Annual Accomplishments

Years	Accomplishment Narrative	# Benefiting
2015	In PY 2015, CDBG Code Enforcement Officer closed a total of 1166 code enforcement cases in the CDBG 2010 Target area with an additional 1535 code cases from regular (non CDBG) employees. These cases implemented health, safety and property maintenance codes in the CDBG Target Area.	





U.S. Department of Housing and Urban Development
 Office of Community Planning and Development
 Integrated Disbursement and Information System
 CDBG Activity Summary Report (GPR) for Program Year 2016
 CARROLLTON

Date: 25-Oct-2017
 Time: 12:35
 Page: 2

PGM Year: 2015
Project: 0002 - Minor Home Repair
IDIS Activity: 68 - Minor Home Repair

Status: Completed 9/20/2017 12:00:00 AM
Location: 1812 Elmwood Ln Carrollton, TX 75006-4202
Objective: Create suitable living environments
Outcome: Sustainability
Matrix Code: Rehab; Single-Unit Residential (14A) **National Objective:** LMH

Initial Funding Date: 12/07/2015

Description:
 Provides up to \$10,000 in the form of a forgivable loan for essential repairs for low income homeowners.

Financing

	Fund Type	Grant Year	Grant	Funded Amount	Drawn In Program Year	Drawn Thru Program Year
CDBG	EN	2015	B15MC480037	\$57,462.89	\$0.00	\$57,462.89
	PI			\$6,230.76	\$1,995.00	\$6,230.76
Total	Total			\$63,693.65	\$1,995.00	\$63,693.65

Proposed Accomplishments

Housing Units : 12

Actual Accomplishments

Number assisted:

	Owner		Renter		Total		Person	
	Total	Hispanic	Total	Hispanic	Total	Hispanic	Total	Hispanic
White:	11	3	0	0	11	3	0	0
Black/African American:	0	0	0	0	0	0	0	0
Asian:	0	0	0	0	0	0	0	0
American Indian/Alaskan Native:	0	0	0	0	0	0	0	0
Native Hawaiian/Other Pacific Islander:	0	0	0	0	0	0	0	0
American Indian/Alaskan Native & White:	0	0	0	0	0	0	0	0
Asian White:	0	0	0	0	0	0	0	0
Black/African American & White:	0	0	0	0	0	0	0	0
American Indian/Alaskan Native & Black/African American:	0	0	0	0	0	0	0	0
Other multi-racial:	0	0	0	0	0	0	0	0
Asian/Pacific Islander:	0	0	0	0	0	0	0	0
Hispanic:	0	0	0	0	0	0	0	0
Total:	11	3	0	0	11	3	0	0


Female-headed Households:

5 0 5

PR03 - CARROLLTON

Page: 2 of 17





U.S. Department of Housing and Urban Development
Office of Community Planning and Development
Integrated Disbursement and Information System
CDBG Activity Summary Report (GPR) for Program Year 2016
CARROLLTON

Date: 25-Oct-2017
Time: 12:35
Page: 3


Income Category:

	Owner	Renter	Total	Person
Extremely Low	5	0	5	0
Low Mod	6	0	6	0
Moderate	0	0	0	0
Non Low Moderate	0	0	0	0
Total	11	0	11	0
Percent Low/Mod	100.0%		100.0%	

Annual Accomplishments

Years	Accomplishment Narrative	# Benefiting
2015	In PY 2015 11 Minor Home Repair Projects(MHRP) were completed for low income homeowners. MHRP projects provide essential repairs in the form of a deferred loan.	

DR



U.S. Department of Housing and Urban Development
 Office of Community Planning and Development
 Integrated Disbursement and Information System
 CDBG Activity Summary Report (GPR) for Program Year 2016
 CARROLLTON

Date: 25-Oct-2017
 Time: 12:35
 Page: 4

PGM Year: 2015
Project: 0003 - People Helping People
IDIS Activity: 69 - People Helping People

Status: Completed 7/7/2017 12:00:00 AM
Location: 3014 Glenhollow Cir Carrollton, TX 75007-3436
Objective: Provide decent affordable housing
Outcome: Sustainability
Matrix Code: Rehab; Single-Unit Residential (14A) **National Objective:** LMH

Initial Funding Date: 12/07/2015

Description:
 Activity to provide housing rehabilitation of up to \$5,000 for income qualifying homeowners through the assistance of volunteers.

Financing

	Fund Type	Grant Year	Grant	Funded Amount	Drawn In Program Year	Drawn Thru Program Year
CDBG	EN	2015	B15MC480037	\$13,361.79	\$884.98	\$13,361.79
Total	Total			\$13,361.79	\$884.98	\$13,361.79


Proposed Accomplishments
 Housing Units : 6

Actual Accomplishments

Number assisted:

	Owner		Renter		Total		Person	
	Total	Hispanic	Total	Hispanic	Total	Hispanic	Total	Hispanic
White:	4	2	0	0	4	2	0	0
Black/African American:	1	0	0	0	1	0	0	0
Asian:	1	0	0	0	1	0	0	0
American Indian/Alaskan Native:	0	0	0	0	0	0	0	0
Native Hawaiian/Other Pacific Islander:	0	0	0	0	0	0	0	0
American Indian/Alaskan Native & White:	0	0	0	0	0	0	0	0
Asian White:	0	0	0	0	0	0	0	0
Black/African American & White:	0	0	0	0	0	0	0	0
American Indian/Alaskan Native & Black/African American:	0	0	0	0	0	0	0	0
Other multi-racial:	0	0	0	0	0	0	0	0
Asian/Pacific Islander:	0	0	0	0	0	0	0	0
Hispanic:	0	0	0	0	0	0	0	0
Total:	6	2	0	0	6	2	0	0
Female-headed Households:	1		0		1			





U.S. Department of Housing and Urban Development
Office of Community Planning and Development
Integrated Disbursement and Information System
CDBG Activity Summary Report (GPR) for Program Year 2016
CARROLLTON

Date: 25-Oct-2017
Time: 12:35
Page: 5


Income Category:

	Owner	Renter	Total	Person
Extremely Low	3	0	3	0
Low Mod	3	0	3	0
Moderate	0	0	0	0
Non Low Moderate	0	0	0	0
Total	6	0	6	0
Percent Low/Mod	100.0%		100.0%	

Annual Accomplishments

Years	Accomplishment Narrative	# Benefiting
2015	Six homes completed for low income homeowners for essential repairs provided by volunteers. Focus for PY 2015 was Woodlake neighborhood in central Carrollton.	

DR



U.S. Department of Housing and Urban Development
 Office of Community Planning and Development
 Integrated Disbursement and Information System
 CDBG Activity Summary Report (GPR) for Program Year 2016
 CARROLLTON

Date: 25-Oct-2017
 Time: 12:35
 Page: 6

PGM Year: 2015
Project: 0004 - Emergency Repair Grant
IDIS Activity: 70 - Emergency Repair Grant

Status: Completed 12/9/2016 12:00:00 AM
Location: 2029 Peters Cv Carrollton, TX 75007-3530

Objective: Provide decent affordable housing
Outcome: Sustainability
Matrix Code: Rehab; Single-Unit Residential (14A)

National Objective: LMH

Initial Funding Date: 12/07/2015

Description:
 Activity to provide emergency repairs on the interior and exterior of income qualifying homeowner's properties.

Financing

	Fund Type	Grant Year	Grant	Funded Amount	Drawn In Program Year	Drawn Thru Program Year
CDBG	EN	2015	B15MC480037	\$7,413.49	\$0.00	\$7,413.49
Total	Total			\$7,413.49	\$0.00	\$7,413.49

Proposed Accomplishments


Housing Units : 2

Actual Accomplishments

Number assisted:

	Owner		Renter		Total		Person	
	Total	Hispanic	Total	Hispanic	Total	Hispanic	Total	Hispanic
White:	1	1	0	0	1	1	0	0
Black/African American:	1	0	0	0	1	0	0	0
Asian:	0	0	0	0	0	0	0	0
American Indian/Alaskan Native:	0	0	0	0	0	0	0	0
Native Hawaiian/Other Pacific Islander:	0	0	0	0	0	0	0	0
American Indian/Alaskan Native & White:	0	0	0	0	0	0	0	0
Asian White:	0	0	0	0	0	0	0	0
Black/African American & White:	0	0	0	0	0	0	0	0
American Indian/Alaskan Native & Black/African American:	0	0	0	0	0	0	0	0
Other multi-racial:	0	0	0	0	0	0	0	0
Asian/Pacific Islander:	0	0	0	0	0	0	0	0
Hispanic:	0	0	0	0	0	0	0	0
Total:	2	1	0	0	2	1	0	0
Female-headed Households:	1		0		1			





U.S. Department of Housing and Urban Development
Office of Community Planning and Development
Integrated Disbursement and Information System
CDBG Activity Summary Report (GPR) for Program Year 2016
CARROLLTON

Date: 25-Oct-2017
Time: 12:35
Page: 7


Income Category:

	Owner	Renter	Total	Person
Extremely Low	1	0	1	0
Low Mod	1	0	1	0
Moderate	0	0	0	0
Non Low Moderate	0	0	0	0
Total	2	0	2	0
Percent Low/Mod	100.0%		100.0%	

Annual Accomplishments

Years	Accomplishment Narrative	# Benefiting
2015	Up to \$5,000 in grant assistance for low income homeowners to make emergency repairs or add structural accessibility modifications to their homes. Mobile homes are eligible.	

DR



U.S. Department of Housing and Urban Development
 Office of Community Planning and Development
 Integrated Disbursement and Information System
 CDBG Activity Summary Report (GPR) for Program Year 2016
 CARROLLTON

Date: 25-Oct-2017
 Time: 12:35
 Page: 8

PGM Year: 2015
Project: 0005 - NOTICE Rhoton Park
IDIS Activity: 71 - NOTICE Rhoton Park

Status: Open
Location: 2250 Ridgedale Dr Carrollton, TX 75006-7748

Objective: Create suitable living environments
Outcome: Sustainability
Matrix Code: Parks, Recreational Facilities (03F) **National Objective:** LMA

Initial Funding Date: 12/07/2015

Description:

Neighborhood Revitalization Project to replace pavilion, walking trail and lighting in Rhoton Park. This project is an extension of the Carrollton Downs Park Place Neighborhood N.O.T.I.C.E. infrastructure project (Carrollton Downs Phase I completed in PY2015 and Park Place completed in PY2014) and falls within the 2014-2018 CDBG target area.

Financing

	Fund Type	Grant Year	Grant	Funded Amount	Drawn In Program Year	Drawn Thru Program Year
CDBG	EN	2015	B15MC480037	\$150,000.00	\$76,272.25	\$82,922.25
Total	Total			\$150,000.00	\$76,272.25	\$82,922.25


Proposed Accomplishments

Public Facilities : 1
 Total Population in Service Area: 9,455
 Census Tract Percent Low / Mod: 60.07

Annual Accomplishments

Years	Accomplishment Narrative	# Benefitting
2015	Replacement of pathways, lights and pavilion in city park. Expected completion date of September 30, 2017. Expenditures totaling \$7,550.00 in PY2015 paid for a topographic survey, engineering design, and lead/asbestos testing.	
2016	Replacement of pathways, lights and pavilion in city park. Expected completion date of September 30, 2017.	





U.S. Department of Housing and Urban Development
 Office of Community Planning and Development
 Integrated Disbursement and Information System
 CDBG Activity Summary Report (GPR) for Program Year 2016
 CARROLLTON

Date: 25-Oct-2017
 Time: 12:35
 Page: 9

PGM Year: 2016
Project: 0005 - People Helping People
IDIS Activity: 73 - People Helping People

Status: Open
Location: 1813 Gravley Dr Carrollton, TX 75006-6050
Objective: Provide decent affordable housing
Outcome: Affordability
Matrix Code: Rehab; Single-Unit Residential (14A) **National Objective:** LMH

Initial Funding Date: 01/10/2017

Description:
 Assistance for low income homeowners to provide essential home repairs provided by Volunteers.
 Grants of up to \$5,000 per household per year available.

Financing

	Fund Type	Grant Year	Grant	Funded Amount	Drawn In Program Year	Drawn Thru Program Year
CDBG	EN	2016	B16MC480037	\$10,000.00	\$2,485.49	\$2,485.49
Total	Total			\$10,000.00	\$2,485.49	\$2,485.49

Proposed Accomplishments

Housing Units : 6

Actual Accomplishments


Number assisted:

	Owner		Renter		Total		Person	
	Total	Hispanic	Total	Hispanic	Total	Hispanic	Total	Hispanic
White:	1	0	0	0	1	0	0	0
Black/African American:	0	0	0	0	0	0	0	0
Asian:	0	0	0	0	0	0	0	0
American Indian/Alaskan Native:	0	0	0	0	0	0	0	0
Native Hawaiian/Other Pacific Islander:	0	0	0	0	0	0	0	0
American Indian/Alaskan Native & White:	0	0	0	0	0	0	0	0
Asian White:	0	0	0	0	0	0	0	0
Black/African American & White:	0	0	0	0	0	0	0	0
American Indian/Alaskan Native & Black/African American:	0	0	0	0	0	0	0	0
Other multi-racial:	0	0	0	0	0	0	0	0
Asian/Pacific Islander:	0	0	0	0	0	0	0	0
Hispanic:	0	0	0	0	0	0	0	0
Total:	1	0	0	0	1	0	0	0
Female-headed Households:	1		0		1			

PR03 - CARROLLTON

Page: 9 of 17





U.S. Department of Housing and Urban Development
Office of Community Planning and Development
Integrated Disbursement and Information System
CDBG Activity Summary Report (GPR) for Program Year 2016
CARROLLTON

Date: 25-Oct-2017
Time: 12:35
Page: 10


Income Category:

	Owner	Renter	Total	Person
Extremely Low	1	0	1	0
Low Mod	0	0	0	0
Moderate	0	0	0	0
Non Low Moderate	0	0	0	0
Total	1	0	1	0
Percent Low/Mod	100.0%		100.0%	

Annual Accomplishments

Years	Accomplishment Narrative	# Benefiting
2016	Grant to provide up to \$5,000 in simple, exterior repair projects to be completed by volunteers.	

DR



U.S. Department of Housing and Urban Development
Office of Community Planning and Development
Integrated Disbursement and Information System
CDBG Activity Summary Report (GPR) for Program Year 2016
CARROLLTON

Date: 25-Oct-2017
Time: 12:35
Page: 11

PGM Year: 2016
Project: 0007 - NOTICE SANTA ROSA
IDIS Activity: 74 - Santa Rosa Neighborhood

Status: Open
Location: 1945 E Jackson Rd Carrollton, TX 75006-1737

Objective: Create suitable living environments
Outcome: Sustainability
Matrix Code: Street Improvements (03K)

National Objective: LMA

Initial Funding Date: 01/10/2017

Description:
Infrastructure improvements for Santa Rosa Neighborhood located in CDBG target area.

Financing

	Fund Type	Grant Year	Grant	Funded Amount	Drawn In Program Year	Drawn Thru Program Year
CDBG	EN	2016	B16MC480037	\$614,140.00	\$614,140.00	\$614,140.00
Total	Total			\$614,140.00	\$614,140.00	\$614,140.00


Proposed Accomplishments

People (General) : 161
Total Population in Service Area: 3,175
Census Tract Percent Low / Mod: 65.04

Annual Accomplishments

No data returned for this view. This might be because the applied filter excludes all data.





U.S. Department of Housing and Urban Development
 Office of Community Planning and Development
 Integrated Disbursement and Information System
 CDBG Activity Summary Report (GPR) for Program Year 2016
 CARROLLTON

Date: 25-Oct-2017
 Time: 12:35
 Page: 12

PGM Year: 2016
Project: 0004 - Minor Home Repair
IDIS Activity: 75 - Minor Home Repair

Status: Open
Location: 1604 Pleasant Run Rd Carrollton, TX 75006-7536
Objective: Provide decent affordable housing
Outcome: Affordability
Matrix Code: Rehab; Single-Unit Residential (14A) **National Objective:** LMH

Initial Funding Date: 01/10/2017

Description:
 Assistance for low income home owners to make essential repairs on their homes.
 Up to \$10,000 in a deferred loan is available per household per year.

Financing

	Fund Type	Grant Year	Grant	Funded Amount	Drawn In Program Year	Drawn Thru Program Year
CDBG	EN	2015	B15MC480037	\$30,000.00	\$30,000.00	\$30,000.00
		2016	B16MC480037	\$54,882.60	\$53,667.55	\$53,667.55
	PI			\$5,117.40	\$5,117.40	\$5,117.40
Total	Total			\$90,000.00	\$88,784.95	\$88,784.95

Proposed Accomplishments

Housing Units : 15

Actual Accomplishments


Number assisted:

	Owner		Renter		Total		Person	
	Total	Hispanic	Total	Hispanic	Total	Hispanic	Total	Hispanic
White:	6	3	0	0	6	3	0	0
Black/African American:	0	0	0	0	0	0	0	0
Asian:	1	0	0	0	1	0	0	0
American Indian/Alaskan Native:	0	0	0	0	0	0	0	0
Native Hawaiian/Other Pacific Islander:	0	0	0	0	0	0	0	0
American Indian/Alaskan Native & White:	0	0	0	0	0	0	0	0
Asian White:	0	0	0	0	0	0	0	0
Black/African American & White:	0	0	0	0	0	0	0	0
American Indian/Alaskan Native & Black/African American:	0	0	0	0	0	0	0	0
Other multi-racial:	0	0	0	0	0	0	0	0
Asian/Pacific Islander:	0	0	0	0	0	0	0	0
Hispanic:	0	0	0	0	0	0	0	0
Total:	7	3	0	0	7	3	0	0

PR03 - CARROLLTON

Page: 12 of 17





U.S. Department of Housing and Urban Development
Office of Community Planning and Development
Integrated Disbursement and Information System
CDBG Activity Summary Report (GPR) for Program Year 2016
CARROLLTON


Date: 25-Oct-2017
Time: 12:35
Page: 13

Female-headed Households:			4	0	4
<i>Income Category:</i>	Owner	Renter	Total	Person	
Extremely Low	5	0	5	0	
Low Mod	2	0	2	0	
Moderate	0	0	0	0	
Non Low Moderate	0	0	0	0	
Total	7	0	7	0	
Percent Low/Mod	100.0%		100.0%		

Annual Accomplishments

<u>Years</u>	<u>Accomplishment Narrative</u>	<u># Benefiting</u>
2016		

DR



U.S. Department of Housing and Urban Development
 Office of Community Planning and Development
 Integrated Disbursement and Information System
 CDBG Activity Summary Report (GPR) for Program Year 2016
 CARROLLTON

Date: 25-Oct-2017
 Time: 12:35
 Page: 14

PGM Year: 2016
Project: 0003 - Enhanced Code Enforcement
IDIS Activity: 76 - Enhanced Code Enforcement

Status: Open
Location: 1945 E Jackson Rd Carrollton, TX 75006-1737
Objective: Create suitable living environments
Outcome: Sustainability
Matrix Code: Code Enforcement (15) **National Objective:** LMA

Initial Funding Date: 01/10/2017

Description:
 Salary for full time code enforcement officer in CDBG Target Area, South Carrollton

Financing


	Fund Type	Grant Year	Grant	Funded Amount	Drawn In Program Year	Drawn Thru Program Year
CDBG	EN	2016	B16MC480037	\$50,719.56	\$35,200.33	\$35,200.33
	PI			\$9,371.44	\$9,371.44	\$9,371.44
Total	Total			\$60,091.00	\$44,571.77	\$44,571.77

Proposed Accomplishments
 Housing Units : 1,200
 Total Population in Service Area: 14,950
 Census Tract Percent Low / Mod: 60.03

Annual Accomplishments

Years	Accomplishment Narrative	# Benefiting
2016	The CDBG officer addressed 672 single-family properties with code violations for the PY2016 Program Year.	





U.S. Department of Housing and Urban Development
 Office of Community Planning and Development
 Integrated Disbursement and Information System
 CDBG Activity Summary Report (GPR) for Program Year 2016
 CARROLLTON

Date: 25-Oct-2017
 Time: 12:35
 Page: 15

PGM Year: 2016
Project: 0006 - Emergency Repair Grant
IDIS Activity: 77 - Emergency Repair Grant

Status: Open
Location: 2126 Bordeaux Dr Carrollton, TX 75007-5501
Objective: Provide decent affordable housing
Outcome: Affordability
Matrix Code: Rehab; Single-Unit Residential (14A) **National Objective:** LMH

Initial Funding Date: 01/10/2017

Description:
 Grant assistance for up to \$5,000 for low income homeowners for emergency home repairs.

Financing		Fund Type	Grant Year	Grant	Funded Amount	Drawn In Program Year	Drawn Thru Program Year
CDBG	EN		2015	B15MC480037	\$10,454.75	\$6,000.00	\$6,000.00
			2016	B16MC480037	\$9,000.00	\$8,744.75	\$8,744.75
Total	Total				\$19,454.75	\$14,744.75	\$14,744.75

Proposed Accomplishments
 Housing Units : 3

Actual Accomplishments


Number assisted:

	Owner		Renter		Total		Person	
	Total	Hispanic	Total	Hispanic	Total	Hispanic	Total	Hispanic
White:	3	1	0	0	3	1	0	0
Black/African American:	0	0	0	0	0	0	0	0
Asian:	0	0	0	0	0	0	0	0
American Indian/Alaskan Native:	0	0	0	0	0	0	0	0
Native Hawaiian/Other Pacific Islander:	0	0	0	0	0	0	0	0
American Indian/Alaskan Native & White:	0	0	0	0	0	0	0	0
Asian White:	0	0	0	0	0	0	0	0
Black/African American & White:	0	0	0	0	0	0	0	0
American Indian/Alaskan Native & Black/African American:	0	0	0	0	0	0	0	0
Other multi-racial:	0	0	0	0	0	0	0	0
Asian/Pacific Islander:	0	0	0	0	0	0	0	0
Hispanic:	0	0	0	0	0	0	0	0
Total:	3	1	0	0	3	1	0	0
Female-headed Households:	2		0		2			

PR03 - CARROLLTON

Page: 15 of 17





U.S. Department of Housing and Urban Development
Office of Community Planning and Development
Integrated Disbursement and Information System
CDBG Activity Summary Report (GPR) for Program Year 2016
CARROLLTON

Date: 25-Oct-2017
Time: 12:35
Page: 16


Income Category:

	Owner	Renter	Total	Person
Extremely Low	1	0	1	0
Low Mod	2	0	2	0
Moderate	0	0	0	0
Non Low Moderate	0	0	0	0
Total	3	0	3	0
Percent Low/Mod	100.0%		100.0%	

Annual Accomplishments

Years	Accomplishment Narrative	# Benefiting
2016		

DR




U.S. Department of Housing and Urban Development
Office of Community Planning and Development
Integrated Disbursement and Information System
CDBG Activity Summary Report (GPR) for Program Year 2016
CARROLLTON

Date: 25-Oct-2017
Time: 12:35
Page: 17

Total Funded Amount:	\$1,082,253.79
Total Drawn Thru Program Year:	\$986,217.25
Total Drawn In Program Year:	\$843,879.19

DR


PR26 Report



Office of Community Planning and Development
 U.S. Department of Housing and Urban Development
 Integrated Disbursement and Information System
 PR26 - CDBG Financial Summary Report
 Program Year 2016
 CARROLLTON, TX

DATE: 10-26-17
 TIME: 15:22
 PAGE: 1

PART I: SUMMARY OF CDBG RESOURCES		
01 UNEXPENDED CDBG FUNDS AT END OF PREVIOUS PROGRAM YEAR		0.00
02 ENTITLEMENT GRANT		753,231.00
03 SURPLUS URBAN RENEWAL		0.00
04 SECTION 108 GUARANTEED LOAN FUNDS		0.00
05 CURRENT YEAR PROGRAM INCOME		16,483.84
05a CURRENT YEAR SECTION 108 PROGRAM INCOME (FOR SI TYPE)		0.00
06 FUNDS RETURNED TO THE LINE-OF-CREDIT		0.00
06a FUNDS RETURNED TO THE LOCAL CDBG ACCOUNT		0.00
07 ADJUSTMENT TO COMPUTE TOTAL AVAILABLE		0.00
08 TOTAL AVAILABLE (SUM, LINES 01-07)		769,714.84
PART II: SUMMARY OF CDBG EXPENDITURES		
09 DISBURSEMENTS OTHER THAN SECTION 108 REPAYMENTS AND PLANNING/ADMINISTRATION		843,879.19
10 ADJUSTMENT TO COMPUTE TOTAL AMOUNT SUBJECT TO LOW/MOD BENEFIT		0.00
11 AMOUNT SUBJECT TO LOW/MOD BENEFIT (LINE 09 + LINE 10)		843,879.19
12 DISBURSED IN IDIS FOR PLANNING/ADMINISTRATION		0.00
13 DISBURSED IN IDIS FOR SECTION 108 REPAYMENTS		0.00
14 ADJUSTMENT TO COMPUTE TOTAL EXPENDITURES		0.00
15 TOTAL EXPENDITURES (SUM, LINES 11-14)		843,879.19
16 UNEXPENDED BALANCE (LINE 08 - LINE 15)		(74,164.35)
PART III: LOW/MOD BENEFIT THIS REPORTING PERIOD		
17 EXPENDED FOR LOW/MOD HOUSING IN SPECIAL AREAS		0.00
18 EXPENDED FOR LOW/MOD MULTI-UNIT HOUSING		0.00
19 DISBURSED FOR OTHER LOW/MOD ACTIVITIES		843,879.19
20 ADJUSTMENT TO COMPUTE TOTAL LOW/MOD CREDIT		0.00
21 TOTAL LOW/MOD CREDIT (SUM, LINES 17-20)		843,879.19
22 PERCENT LOW/MOD CREDIT (LINE 21/LINE 11)		100.00%
LOW/MOD BENEFIT FOR MULTI-YEAR CERTIFICATIONS		
23 PROGRAM YEARS(PY) COVERED IN CERTIFICATION		PY: PY: PY:
24 CUMULATIVE NET EXPENDITURES SUBJECT TO LOW/MOD BENEFIT CALCULATION		0.00
25 CUMULATIVE EXPENDITURES BENEFITING LOW/MOD PERSONS		0.00
26 PERCENT BENEFIT TO LOW/MOD PERSONS (LINE 25/LINE 24)		0.00%
PART IV: PUBLIC SERVICE (PS) CAP CALCULATIONS		
27 DISBURSED IN IDIS FOR PUBLIC SERVICES		0.00
28 PS UNLIQUIDATED OBLIGATIONS AT END OF CURRENT PROGRAM YEAR		0.00
29 PS UNLIQUIDATED OBLIGATIONS AT END OF PREVIOUS PROGRAM YEAR		0.00
30 ADJUSTMENT TO COMPUTE TOTAL PS OBLIGATIONS		0.00
31 TOTAL PS OBLIGATIONS (LINE 27 + LINE 28 - LINE 29 + LINE 30)		0.00
32 ENTITLEMENT GRANT		753,231.00
33 PRIOR YEAR PROGRAM INCOME		4,235.76
34 ADJUSTMENT TO COMPUTE TOTAL SUBJECT TO PS CAP		0.00
35 TOTAL SUBJECT TO PS CAP (SUM, LINES 32-34)		757,466.76
36 PERCENT FUNDS OBLIGATED FOR PS ACTIVITIES (LINE 31/LINE 35)		0.00%
PART V: PLANNING AND ADMINISTRATION (PA) CAP		
37 DISBURSED IN IDIS FOR PLANNING/ADMINISTRATION		0.00
38 PA UNLIQUIDATED OBLIGATIONS AT END OF CURRENT PROGRAM YEAR		0.00
39 PA UNLIQUIDATED OBLIGATIONS AT END OF PREVIOUS PROGRAM YEAR		0.00
40 ADJUSTMENT TO COMPUTE TOTAL PA OBLIGATIONS		0.00
41 TOTAL PA OBLIGATIONS (LINE 37 + LINE 38 - LINE 39 + LINE 40)		0.00
42 ENTITLEMENT GRANT		753,231.00
43 CURRENT YEAR PROGRAM INCOME		16,483.84
44 ADJUSTMENT TO COMPUTE TOTAL SUBJECT TO PA CAP		0.00
45 TOTAL SUBJECT TO PA CAP (SUM, LINES 42-44)		769,714.84
46 PERCENT FUNDS OBLIGATED FOR PA ACTIVITIES (LINE 41/LINE 45)		0.00%



Office of Community Planning and Development
U.S. Department of Housing and Urban Development
Integrated Disbursement and Information System
PR26 - CDBG Financial Summary Report
Program Year 2016
CARROLLTON, TX

DATE: 10-26-17
TIME: 15:22
PAGE: 2

LINE 17 DETAIL: ACTIVITIES TO CONSIDER IN DETERMINING THE AMOUNT TO ENTER ON LINE 17
Report returned no data.

LINE 18 DETAIL: ACTIVITIES TO CONSIDER IN DETERMINING THE AMOUNT TO ENTER ON LINE 18
Report returned no data.

LINE 19 DETAIL: ACTIVITIES INCLUDED IN THE COMPUTATION OF LINE 19

Plan Year	IDIS Project	IDIS Activity	Voucher Number	Activity Name	Matrix Code	National Objective	Drawn Amount
2015	5	71	6008350	NOTICE Rhoton Park	03F	LMA	\$900.00
2015	5	71	6031088	NOTICE Rhoton Park	03F	LMA	\$5,977.25
2015	5	71	6065090	NOTICE Rhoton Park	03F	LMA	\$69,395.00
					03F	Matrix Code	\$76,272.25
2016	7	74	6008350	Santa Rosa Neighborhood	03K	LMA	\$614,140.00
					03K	Matrix Code	\$614,140.00
2015	2	68	6021487	Minor Home Repair	14A	LMH	\$1,995.00
2015	3	69	6021487	People Helping People	14A	LMH	\$884.98
2016	4	75	6008350	Minor Home Repair	14A	LMH	\$8,784.09
2016	4	75	6021487	Minor Home Repair	14A	LMH	\$22,698.13
2016	4	75	6031088	Minor Home Repair	14A	LMH	\$11,015.95
2016	4	75	6042847	Minor Home Repair	14A	LMH	\$16,700.00
2016	4	75	6056755	Minor Home Repair	14A	LMH	\$10,605.46
2016	4	75	6065090	Minor Home Repair	14A	LMH	\$5,720.00
2016	4	75	6079087	Minor Home Repair	14A	LMH	\$13,261.32
2016	5	73	6042847	People Helping People	14A	LMH	\$300.00
2016	5	73	6056755	People Helping People	14A	LMH	\$1,892.79
2016	5	73	6065090	People Helping People	14A	LMH	\$292.70
2016	6	77	6008350	Emergency Repair Grant	14A	LMH	\$1,250.00
2016	6	77	6021487	Emergency Repair Grant	14A	LMH	\$3,990.00
2016	6	77	6042847	Emergency Repair Grant	14A	LMH	\$141.75
2016	6	77	6056755	Emergency Repair Grant	14A	LMH	\$5,634.00
2016	6	77	6065090	Emergency Repair Grant	14A	LMH	\$3,729.00
					14A	Matrix Code	\$108,895.17
2016	3	76	6008350	Enhanced Code Enforcement	15	LMA	\$4,717.96
2016	3	76	6021487	Enhanced Code Enforcement	15	LMA	\$9,084.83
2016	3	76	6031088	Enhanced Code Enforcement	15	LMA	\$4,542.42
2016	3	76	6042847	Enhanced Code Enforcement	15	LMA	\$4,542.42
2016	3	76	6056755	Enhanced Code Enforcement	15	LMA	\$4,542.42
2016	3	76	6065090	Enhanced Code Enforcement	15	LMA	\$7,052.76
2016	3	76	6079131	Enhanced Code Enforcement	15	LMA	\$10,088.96
					15	Matrix Code	\$44,571.77
Total							\$843,879.19

LINE 27 DETAIL: ACTIVITIES INCLUDED IN THE COMPUTATION OF LINE 27
Report returned no data.

LINE 37 DETAIL: ACTIVITIES INCLUDED IN THE COMPUTATION OF LINE 37
Report returned no data.