

**OFFICIAL STATEMENT**

**Dated: March 21, 2017**



**Ratings: Fitch Ratings: "AAA"  
S & P Global Ratings: "AAA"  
(See "RATINGS" herein)**

**NEW ISSUE: BOOK-ENTRY-ONLY**

*In the opinion of Bond Counsel, interest on the Bonds is excludable from gross income for purposes of federal income taxation under existing law, subject to the matters described under "TAX MATTERS-Tax Exemption" herein, including the alternative minimum tax on corporations.*

**\$19,550,000  
CITY OF CARROLLTON, TEXAS  
(Dallas, Denton and Collin Counties)  
GENERAL OBLIGATION IMPROVEMENT BONDS,  
SERIES 2017**

**Dated Date: April 1, 2017  
(Interest to accrue from Date of Delivery)**

**Due: August 15, as shown on page ii**

Interest on the \$19,550,000 City of Carrollton, Texas, General Obligation Improvement Bonds, Series 2017 (the "Bonds"), will accrue from the date of delivery (the "Delivery Date") and be payable February 15 and August 15 of each year, commencing August 15, 2017 until maturity or prior redemption. The Bonds will be issued only in fully registered form in any integral multiple of \$5,000 of principal amount, for any one maturity. Principal of the Bonds will be payable to the registered owner at maturity or prior redemption upon their presentation and surrender to the Paying Agent/Registrar (the "Paying Agent/Registrar"), initially The Bank of New York Mellon Trust Company, N.A. Interest on the Bonds will be computed on the basis of a 360-day year consisting of twelve 30-day months and is payable to the registered owners appearing on the registration books of the Paying Agent/Registrar on the last business day of the month preceding each interest payment date (the "Record Date"). Interest on the Bonds will be payable, by check, dated as of the interest payment date, and mailed by United States mail, first class postage paid, by the Paying Agent/Registrar to the registered owners as shown on the records of the Paying Agent/Registrar on the Record Date (see "RECORD DATE FOR INTEREST PAYMENT" herein), or by such other method, acceptable to the Paying Agent/Registrar, requested by, and at the risk and expense of, the registered owner. The City of Carrollton, Texas (the "City"), intends to utilize the Book-Entry-Only System of The Depository Trust Company ("DTC"), but such system could be discontinued in the future. Such Book-Entry-Only System will affect the method and timing of payment and the method of transfer (see "BOOK-ENTRY-ONLY SYSTEM" herein). **No physical delivery of the Bonds will be made to the beneficial owners thereof.**

The Bonds maturing on and after August 15, 2028, are subject to optional redemption prior to maturity, in whole or in part, on August 15, 2027, or any date thereafter, as described herein (see "THE BONDS – Optional Redemption" herein).

The Bonds are being issued pursuant to the Constitution and general laws of the State of Texas, including Chapters 1331 and 1371 Texas Government Code, as amended, an ordinance (the "Bond Ordinance") authorizing the issuance of the Bonds adopted by the City Council of the City, and elections at which certain of the purposes for the Bonds were authorized by the City's electorate. In the Bond Ordinance, the City delegated the authority to certain City officials to execute a "Pricing Certificate" establishing the pricing terms for the Bonds. The Bond Ordinance and the Pricing Certificate are sometimes referred to herein as the "Ordinance." The Bonds constitute direct obligations of the City and are payable both as to principal and interest from the proceeds of a continuing direct annual ad valorem tax levied, within the limits prescribed by law, against all taxable property within the City.

Proceeds of the Bonds will be used to (i) pay costs of street, traffic, drainage, and parks improvements in the City and (ii) pay the costs associated with the issuance of the Bonds (see "THE BONDS – Purpose" herein).

*The Bonds are offered when, as and if issued and accepted by the Underwriters, subject to the approval of legality by the Attorney General of the State of Texas and Norton Rose Fulbright US LLP, Dallas, Texas, Bond Counsel. Certain legal matters will be passed upon for the Underwriters by their counsel, Locke Lord LLP, Dallas, Texas. The Bonds are expected to be available for delivery through DTC on or about April 18, 2017.*

**HILLTOPSECURITIES**

**RAYMOND JAMES**

**SIEBERT CISNEROS SHANK & CO., LLC**

## MATURITY SCHEDULE

<u>Maturity (8/15)</u>	<u>Principal Amount</u>	<u>Interest Rate</u>	<u>Initial Offering Yield</u> <sup>(2)</sup>	<u>Cusip Suffix</u> <sup>(1)</sup>	<u>Maturity (8/15)</u>	<u>Principal Amount</u>	<u>Interest Rate</u>	<u>Initial Offering Yield</u> <sup>(2)</sup>	<u>Cusip Suffix</u> <sup>(1)</sup>
2017	\$ 335,000	2.000%	0.700%	NR8	2025	\$1,245,000	4.000%	2.470%	NZ0
2018	1,000,000	2.000%	1.000%	NS6	2026	1,290,000	4.000%	2.590%	PA3
2019	1,020,000	4.000%	1.240%	NT4	2027	1,345,000	5.000%	2.630%	PB1
2020	1,060,000	2.500%	1.480%	NU1	2028	1,410,000	5.000%	2.720% <sup>(3)</sup>	PC9
2021	1,090,000	2.750%	1.680%	NV9	2029	1,480,000	4.000%	2.970% <sup>(3)</sup>	PD7
2022	1,120,000	2.750%	1.910%	NW7	2030	1,540,000	4.000%	3.090% <sup>(3)</sup>	PE5
2023	1,150,000	4.000%	2.140%	NX5	2031	1,605,000	4.000%	3.170% <sup>(3)</sup>	PF2
2024	1,195,000	4.000%	2.320%	NY3	2032	1,665,000	4.000%	3.260% <sup>(3)</sup>	PG0

(Interest to accrue from Delivery Date)

**Optional Redemption...**The Bonds maturing on August 15, 2028 and thereafter are subject to redemption, at the option of the City, at par value thereof plus accrued interest on August 15, 2027, or any date thereafter (see “THE BONDS – Optional Redemption”).

<sup>(1)</sup> CUSIP is a registered trademark of the American Bankers Association. CUSIP data herein is provided by CUSIP Global Services, managed by S&P Global Market Intelligence on behalf of the American Bankers Association. This data is included solely for the convenience of the registered owners of the Bonds, is not intended to create a database and does not serve in any way as a substitute for the CUSIP services. None of the City, the Financial Advisor, nor the Underwriters are responsible for the selection or correctness of the CUSIP numbers set forth herein.

<sup>(2)</sup> The initial offering yields will be established by and are the sole responsibility of the Underwriters, and may subsequently be changed.

<sup>(3)</sup> Yield calculated based on the assumption that the Bonds will be redeemed on August 15, 20127, the first optional call date of the Bonds, at a price of par plus accrued interest to the redemption date.

**CITY OF CARROLLTON, TEXAS**

**ELECTED OFFICIALS**

**CITY COUNCIL**

Matthew Marchant, Mayor

Doug Hrbacek, Mayor Pro Tem

Steve Babick, Deputy Mayor Pro Tem

James Lawrence, Councilmember

Bob Garza, Councilmember

Glen Blanscet, Councilmember

Anthony Wilder, Councilmember

John Sutter, Councilmember

**APPOINTED OFFICIALS**

Erin Rinehart, City Manager

Chrystal Davis, Assistant City Manager

Marc Guy, Assistant City Manager

Robert B. Scott, Chief Financial Officer

Meredith Ladd, City Attorney

Laurie Garber, City Secretary

**BOND COUNSEL AND ADVISORS**

Norton Rose Fulbright US LLP, Bond Counsel  
Dallas, Texas

RBC Capital Markets, LLC, Financial Advisor  
Dallas, Texas

**INDEPENDENT AUDITOR**

Grant Thornton LLP, Certified Public Accountants  
Dallas, Texas

## USE OF INFORMATION IN OFFICIAL STATEMENT

No dealer, broker, salesman or other person has been authorized to give any information, or to make any representations other than those contained in this Official Statement, and, if given or made, such other information or representations must not be relied upon as having been authorized by the City, the Financial Advisor or the Underwriters.

The Underwriters have provided the following sentence for inclusion in this Official Statement. The Underwriters have reviewed the information in this Official Statement in accordance with, and as part of, their responsibilities to investors under federal securities laws as applied to the facts and circumstances of this transaction, but the Underwriters do not guarantee the accuracy or completeness of such information.

This Official Statement is not to be used in connection with an offer to sell or the solicitation of an offer to buy in any state in which such offer or solicitation is not authorized or in which the person making such offer or solicitation is not qualified to do so or to any person to whom it is unlawful to make such offer or solicitation.

Certain information set forth herein in this Official Statement has been furnished by sources other than the City which are believed to be reliable, but such information is not guaranteed by the City as to accuracy or completeness.

Any information and expression of opinion herein contained is subject to change without notice, and neither the delivery of this Official Statement nor any sale made hereunder shall, under any circumstances, create any implication that there has been no change in the affairs of the City or other matters described herein since the date hereof. See "CONTINUING DISCLOSURE" for a description of the City's undertaking to provide certain information on a continuing basis.

THE BONDS ARE EXEMPT FROM REGISTRATION WITH THE UNITED STATES SECURITIES AND EXCHANGE COMMISSION AND CONSEQUENTLY HAVE NOT BEEN REGISTERED THEREWITH. THE REGISTRATION, QUALIFICATION, OR EXEMPTION OF THE BONDS IN ACCORDANCE WITH APPLICABLE SECURITIES LAW PROVISIONS OF THE JURISDICTION IN WHICH THE BONDS HAVE BEEN REGISTERED, QUALIFIED OR EXEMPTED SHOULD NOT BE REGARDED AS A RECOMMENDATION THEREOF.

IN CONNECTION WITH THIS OFFERING, THE UNDERWRITERS MAY OVER-ALLOT OR EFFECT TRANSACTIONS WHICH STABILIZE THE MARKET PRICE OF THE BONDS AT A LEVEL ABOVE THAT WHICH MIGHT OTHERWISE PREVAIL IN THE OPEN MARKET. SUCH STABILIZING, IF COMMENCED, MAY BE DISCONTINUED AT ANY TIME.

THIS OFFICIAL STATEMENT CONTAINS "FORWARD-LOOKING" STATEMENTS WITHIN THE MEANING OF SECTION 21e OF THE SECURITIES EXCHANGE ACT OF 1934, AS AMENDED. SUCH STATEMENTS MAY INVOLVE KNOWN AND UNKNOWN RISKS, UNCERTAINTIES AND OTHER FACTORS WHICH MAY CAUSE THE ACTUAL RESULTS, PERFORMANCE AND ACHIEVEMENTS TO BE DIFFERENT FROM THE FUTURE RESULTS, PERFORMANCE AND ACHIEVEMENTS EXPRESSED OR IMPLIED BY SUCH FORWARD-LOOKING STATEMENTS. INVESTORS ARE CAUTIONED THAT THE ACTUAL RESULTS COULD DIFFER MATERIALLY FROM THOSE SET FORTH IN THE FORWARD-LOOKING STATEMENTS. See "FORWARD-LOOKING STATEMENTS" herein.

The agreements of the City and others related to the Bonds are described herein. Neither this Official Statement nor any other statement made in connection with the offer or sale of the Bonds is to be construed as constituting an agreement with the purchasers of the Bonds. INVESTORS SHOULD READ THE ENTIRE OFFICIAL STATEMENT, INCLUDING ALL APPENDICES ATTACHED HERETO, TO OBTAIN INFORMATION ESSENTIAL TO MAKING AN INFORMED INVESTMENT DECISION.

None of the City, the Financial Advisor, or the Underwriters make any representation regarding the information contained in this Official Statement regarding The Depository Trust Company ("DTC") and its Book-Entry-Only System, as such information was furnished by DTC.

**TABLE OF CONTENTS**

	<u>Page</u>	<u>Page</u>
<b>SUMMARY STATEMENT .....</b>	<b>vi</b>	
<b>INTRODUCTION .....</b>	<b>1</b>	
<b>THE BONDS .....</b>	<b>1</b>	
General Description.....	1	
Purpose .....	1	
Security and Source of Payment .....	2	
Optional Redemption .....	2	
Notice of Redemption .....	2	
Limitation on Transfer of Bonds.....	2	
Defeasance.....	2	
Amendments.....	3	
<b>TAX RATE LIMITATIONS.....</b>	<b>3</b>	
<b>ENFORCEMENT OF REMEDIES .....</b>	<b>3</b>	
<b>RECORD DATE FOR INTEREST PAYMENT.....</b>	<b>4</b>	
<b>BOOK-ENTRY-ONLY SYSTEM.....</b>	<b>4</b>	
Use of Certain Terms in Other Sections of this Official Statement .....	5	
Effect of Termination of Book-Entry-Only System....	5	
<b>REGISTRATION, TRANSFER AND EXCHANGE ...</b>	<b>5</b>	
Paying Agent/Registrar .....	5	
Future Registration .....	6	
<b>TAXING PROCEDURES .....</b>	<b>6</b>	
General.....	6	
Property Subject to Taxation by the City.....	6	
The City’s Rights in the Event of Tax Delinquencies .	7	
Valuation of Property for Taxation.....	7	
Assessment and Levy .....	8	
Collection of Taxes .....	8	
<b>THE PROPERTY TAX CODE AS APPLIED TO THE CITY OF CARROLLTON .....</b>	<b>9</b>	
General Tax Exemptions.....	9	
Economic Development Incentives .....	9	
Sales and Use Tax .....	9	
<b>CAPITAL IMPROVEMENT PLAN AND ISSUANCE OF ADDITIONAL DEBT .....</b>	<b>10</b>	
<b>INVESTMENT POLICIES, PROCEDURES, AND PORTFOLIOS.....</b>	<b>10</b>	
Investments.....	10	
Investment Authority and Investment Practices of the City.....	10	
<b>INSURANCE, PENSION PLANS AND DEFERRED COMPENSATION PLANS .....</b>	<b>12</b>	
Self-Insurance.....	12	
Employee Health Plan.....	12	
Pension and Retirement Fund .....	12	
Other Post-Employment Benefits .....	13	
Deferred Compensation Payable.....	13	
<b>RATINGS .....</b>	<b>14</b>	
<b>PENDING LITIGATION.....</b>	<b>14</b>	
<b>LEGAL MATTERS .....</b>	<b>14</b>	
<b>TAX MATTERS .....</b>	<b>14</b>	
Tax Exemption .....	14	
		Tax Accounting Treatment of Discount and Premium on Certain Bonds..... 15
		<b>LEGAL INVESTMENTS IN TEXAS .....</b> 16
		<b>REGISTRATION AND QUALIFICATION OF BONDS FOR SALE .....</b> 16
		<b>AUTHENTICITY OF FINANCIAL DATA AND OTHER INFORMATION.....</b> 16
		<b>FORWARD-LOOKING STATEMENTS .....</b> 16
		<b>UNDERWRITING.....</b> 17
		<b>FINANCIAL ADVISOR .....</b> 17
		<b>CONTINUING DISCLOSURE.....</b> 17
		Annual Reports .....
		Notice of Certain Events.....
		Availability of Information.....
		Limitations and Amendments.....
		Compliance with Prior Undertakings .....
		<b>CONCLUDING STATEMENT .....</b> 19
		<b><u>APPENDICES</u></b>
		APPENDIX A – FINANCIAL INFORMATION REGARDING THE CITY
		APPENDIX B – EXCERPTS FROM ANNUAL FINANCIAL REPORT FOR THE YEAR ENDED SEPTEMBER 30, 2016
		APPENDIX C – FORM OF BOND COUNSEL’S OPINION
		<i>The cover page hereof, the section entitled “Official Statement Summary,” this Table of Contents and Appendices A, B and C attached hereto are part of this Official Statement.</i>

## SUMMARY STATEMENT

This Summary Statement is subject in all respects to the more complete information contained in this Official Statement. The offering of the Bonds to potential investors is made only by means of this entire Official Statement, including the Appendices hereto. No person is authorized to detach this Summary Statement from this Official Statement or to otherwise use it without this entire Official Statement, including the Appendices hereto.

- The Issuer**.....The City of Carrollton, Texas (the “City”), a duly incorporated home-rule municipality of the State of Texas, located in Dallas, Denton, and Collin Counties, Texas, having a 2016 population of approximately 127,980.
- The Bonds** .....\$19,550,000 General Obligation Improvement Bonds, Series 2017 (the “Bonds”), dated April 1, 2017 (the “Dated Date”), maturing annually on August 15 in each of the years 2017 through 2032, inclusive. Interest on the Bonds will accrue from the date of initial delivery and will be payable February 15 and August 15 of each year, commencing August 15, 2017, until the earlier of maturity or prior redemption.
- Purpose of the Bonds**.....Proceeds from the Bonds will be used to (i) pay costs of street, traffic, drainage, and parks improvements in the City, and (ii) pay the costs associated with the issuance of the Bonds (see “THE BONDS – Purpose” herein).
- Security for the Bonds**.....The Bonds constitute direct obligations of the City payable from a continuing direct annual ad valorem tax levied, within the limits prescribed by law, on all taxable property within the City in an amount sufficient to provide for payment of principal of and interest on all ad valorem tax debt (see “THE BONDS – Security and Source of Payment” herein).
- Optional Redemption**.....The Bonds maturing on or after August 15, 2028, are subject to redemption at the option of the City, in whole or in part, on August 15, 2027, or any date thereafter, at a price of par plus accrued interest to the date fixed for redemption (see “THE BONDS – Optional Redemption” herein).
- Ratings**.....S&P Global Ratings, a division of S&P Global Inc., and Fitch Ratings have assigned municipal bond ratings of “AAA” and “AAA”, respectively, to the Bonds (see “RATINGS” herein).
- Book-Entry-Only System**.....The Bonds will be initially deposited with and registered solely to Cede & Co., the nominee of The Depository Trust Company, pursuant to the Book-Entry-Only System described herein. Beneficial ownership of the Bonds may be acquired in denominations of \$5,000 or integral multiples thereof. No physical delivery of the Bonds will be made to the purchasers thereof. Principal of, premium, if any, and interest on the Bonds will be payable by the Paying Agent/Registrar to Cede & Co., which will make distribution of the amounts so paid to the DTC Participants (as defined herein) for subsequent remittance to the owners of the beneficial interests in the Bonds (see “BOOK-ENTRY-ONLY SYSTEM” herein).
- Continuing Disclosure**.....Pursuant to the Ordinance, the City is obligated to provide certain updated financial information and operating data annually, and timely notice of certain specified events to the Municipal Securities Rulemaking Board (the “MSRB”). Investors will be able to access continuing disclosure information filed with the MSRB free of charge at [www.emma.msrb.org](http://www.emma.msrb.org) (see “CONTINUING DISCLOSURE”).
- Tax Exemption** .....In the opinion of Bond Counsel, the interest on the Bonds will be excludable from gross income for federal income tax purposes under existing law, subject to the matters described under “TAX MATTERS” herein, including the alternative minimum tax on corporations.
- Payment Record** .....The City has never defaulted on the payment of its tax-supported debt.
- Legal Opinion** .....Norton Rose Fulbright US LLP, Dallas, Texas.
- Delivery** .....When issued, anticipated to be on or about April 18, 2017.

**OFFICIAL STATEMENT RELATING TO**  
**CITY OF CARROLLTON, TEXAS**  
**\$19,550,000**  
**GENERAL OBLIGATION IMPROVEMENT BONDS, SERIES 2017**

**INTRODUCTION**

This Official Statement, including the Appendices hereto, has been prepared by the City of Carrollton, Texas (the “City”), in connection with the offering by the City of its General Obligation Improvement Bonds, Series 2017 (the “Bonds”) identified on the cover page hereof.

The Bonds are being issued pursuant to the general laws of the State of Texas, particularly Texas Government Code, Chapters 1331 and 1371, as amended, an ordinance adopted by the City Council of the City (the “Bond Ordinance”), and elections at which the purposes for the Bonds were authorized by the City’s electorate. In the Bond Ordinance, the City delegated pricing of the Bonds and certain other matters to a “Pricing Officer,” who has executed a “Pricing Certificate” establishing the pricing terms for the Bonds (the Bond Ordinance and the Pricing Certificate are sometimes referred to herein as the “Ordinance”). Capitalized terms used herein have the same meanings assigned to such terms in the Ordinance, except as otherwise indicated.

All financial and other information presented in this Official Statement has been provided by the City from its records, except for information expressly attributed to other sources. The presentation of information, including tables of receipts from taxes and other sources, is intended to show recent historic information, and is not intended to indicate future or continuing trends in the financial position or other affairs of the City. No representation is made that past experience will necessarily continue or be repeated in the future.

There follows in this Official Statement a description of the Bonds and certain information about the City and its finances. All descriptions of documents contained herein are only summaries and are qualified in their entirety by reference to each such document. Copies of such documents may be obtained from the City’s financial advisor, RBC Capital Markets, LLC, Dallas, Texas.

**THE BONDS**

**General Description**

The Bonds will be dated April 1, 2017 (the “Dated Date”), will be issued in fully registered form, and will be issued in denominations of \$5,000 or any integral multiple thereof within a maturity. The Bonds will accrue interest from the date of initial delivery, and interest will be paid semiannually, on each February 15 and August 15 commencing August 15, 2017, until maturity or prior redemption. Interest on the Bonds will be calculated on the basis of a 360-day year composed of twelve 30-day months. The Bonds will mature on the dates and in the amounts and bear interest at per annum rates as set forth on the inside front cover page hereof.

Principal and interest will be paid by The Bank of New York Mellon Trust Company, N.A. (the “Paying Agent/Registrar”). Subject to the requirements associated with the use of the Book-Entry-Only System, interest will be paid by check dated as of the interest payment date and mailed by United States mail, first class postage paid, on or before each interest payment date by the Paying Agent/Registrar to the registered owners appearing on the registration books of the Paying Agent/Registrar on the Record Date (herein defined), or by such other method acceptable to the Paying Agent/Registrar, requested by, and at the risk and expense of, such registered owner. Principal will be paid to the registered owners at maturity or prior redemption upon presentation and surrender of the Bonds to the Paying Agent/Registrar. If the date for the payment of the principal or interest on the Bonds shall be a Saturday, Sunday, a legal holiday, or a day on which banking institutions in the city where the Paying Agent/Registrar is located are authorized by law or executive order to close, then the date for such payment shall be the next succeeding day which is not such a Saturday, Sunday, legal holiday, or day on which banking institutions are authorized to close; and payment on such date shall have the same force and effect as if made on the original date payment was due. The City will initially use the Book-Entry-Only System of The Depository Trust Company (“DTC”) in regard to the issuance, payment and transfer of the Bonds. Such system will affect the timing and method of payment of the Bonds (see “BOOK-ENTRY-ONLY SYSTEM” herein).

**Purpose**

The Bonds are being issued for the purpose of (i) providing funds for street and traffic improvements in the amount of \$13,455,000; drainage improvements on the amount of \$5,775,000; and parks improvements in the amount of \$1,910,000; (ii) and paying certain costs of issuance of the Bonds.

## **Security and Source of Payment**

The Bonds are payable from a continuing direct annual ad valorem tax levied, within limits prescribed by law against all taxable property within the City (see "TAX RATE LIMITATIONS" herein).

## **Optional Redemption**

The City reserves the right, at its option, to redeem the Bonds having stated maturities on or after August 15, 2028, in whole or in part, on August 15, 2027 or any date thereafter, at the par value thereof plus accrued interest to the date fixed for redemption. If less than all of the Bonds of a maturity are to be redeemed, the Paying Agent/Registrar (or DTC while the Bonds are in Book-Entry-Only form) shall determine by lot the Bonds, or portions thereof, within such maturity to be redeemed.

## **Notice of Redemption**

Not less than 30 days prior to a redemption date for the Bonds, the City shall cause a notice of redemption to be sent by United States mail, first class postage prepaid, to each registered owner of a Bond to be redeemed, in whole or in part, at the address of the registered owner appearing on the registration books of the Paying Agent/Registrar at the close of business on the last business day next preceding the date of mailing such notice.

ANY NOTICE GIVEN SHALL BE CONCLUSIVELY PRESUMED TO HAVE BEEN DULY GIVEN, WHETHER OR NOT THE REGISTERED OWNER RECEIVES SUCH NOTICE, AND ANY REDEMPTION NOTICE HAVING BEEN SO GIVEN, THE BONDS CALLED FOR REDEMPTION SHALL BECOME DUE AND PAYABLE ON THE SPECIFIED REDEMPTION DATE, AND, NOTWITHSTANDING THAT ANY BOND OR PORTION THEREOF HAS NOT BEEN SURRENDERED FOR PAYMENT, INTEREST ON SUCH BOND OR PORTION THEREOF SHALL CEASE TO ACCRUE.

With respect to any optional redemption of the Bonds, unless moneys sufficient to pay the principal of and premium, if any, and interest on the Bonds to be redeemed shall have been received by the Paying Agent/Registrar prior to the giving of such notice of redemption, such notice may state that said redemption is conditional upon the receipt of such moneys by the Paying Agent/Registrar on or prior to the date fixed for such redemption, or upon the satisfaction of any prerequisites set forth in such notice of redemption; and, if sufficient moneys are not received, such notice shall be of no force and effect, the City shall not redeem such Bonds and the Paying Agent/Registrar shall give notice, in the manner in which the notice of redemption was given, to the effect that the Bonds have not been redeemed.

## **Limitation on Transfer of Bonds**

Neither the City nor the Paying Agent/Registrar shall be required to transfer or exchange any Bond called for redemption, in whole or in part, when such redemption is scheduled to occur within 45 calendar days of the transfer or exchange date; provided, however, such limitation on transferability shall not be applicable to an exchange by the registered owner of the uncalled principal balance of a Bond.

## **Defeasance**

The Ordinance provides for the defeasance of the Bonds when the payment of the principal of and premium, if any, on the Bonds, plus interest thereon to the due date thereof (whether such due date be by reason of maturity, redemption, or otherwise), is provided by irrevocably depositing with a paying agent, or authorized escrow agent, in trust (1) money sufficient to make such payment or (2) Government Securities, certified by an independent public accounting firm of national reputation to mature as to principal and interest in such amounts and at such times to insure the availability, without reinvestment, of sufficient money to make such payment, and all necessary and proper fees, compensation and expenses of the paying agent for the Bonds. The Ordinance provides that "Government Securities" means (a) direct, noncallable obligations of the United States of America, including obligations that are unconditionally guaranteed by the United States of America, (b) noncallable obligations of an agency or instrumentality of the United States of America, including obligations that are unconditionally guaranteed or insured by the agency or instrumentality and on the date of their acquisition or purchase by the City are rated as to investment quality by a nationally recognized investment rating firm not less than AAA or its equivalent, (c) noncallable obligations of a state or an agency or a county, municipality, or other political subdivision of a state that have been refunded and that on the date of their acquisition or purchase by the City are rated as to investment quality by a nationally recognized investment rating firm not less than AAA or its equivalent and (d) any other then authorized securities or obligations under applicable State law that may be used to defease obligations such as the Bonds. There is no assurance that the current law will not be changed in a manner which would permit investments other than those described above to be made with amounts deposited to defease the Bonds. Because the Ordinance does not contractually limit such investments, registered owners will be deemed to have consented to defeasance with such other investments, notwithstanding the fact that such investments may not be of the same investment quality as those currently permitted under State law. Upon making such deposit in the manner described, such Bonds shall no longer be deemed outstanding obligations secured by the Ordinance, but will be payable only from the funds and Government Securities deposited in escrow and will not be considered debt of the City for purposes of taxation or applying any limitation on the City's ability to issue debt or for any other purpose. There is no assurance that the ratings for U.S. Treasury securities used for defeasance purposes or that for any other Government Securities will be maintained at any particular rating category. Furthermore, all rights of the City to initiate proceedings to call the Bonds for redemption or take any



other action amending the terms of the Bonds are extinguished; provided, however, that the right to call the Bonds for redemption is not extinguished if the City: (i) in the proceedings providing for the firm banking and financial arrangements, expressly reserves the right to call the Bonds for redemption; (ii) gives notice of the reservation of that right to the owners of the Bonds immediately following the making of the firm banking and financial arrangements; and (iii) directs that notice of the reservation be included in any redemption notices that it authorizes.

### **Amendments**

The City may amend the Ordinance without the consent of or notice to any registered owner in any manner not detrimental to the interests of the registered owners, including the curing of any ambiguity, inconsistency, or formal defect or omission therein. In addition, the City may with the written consent of the Holders of a majority of aggregate principal amount of the Bonds then outstanding, amend, add to, or rescind any of the provisions of the Ordinance; except that, without the consent of the registered owners of the Bonds affected, no such amendment, addition or rescission may (i) extend the time or times of payment of the principal of, premium, if any, and interest on the Bonds, reduce the principal amount thereof, the redemption price, or the rate of interest thereon, or in any other way modify the terms of payment of the principal of, premium, if any, or interest on the Bonds, (ii) give any preference to any Bond over any other Bond, or (iii) reduce the aggregate principal amount of Bonds required to be held by Holders for consent to any such amendment, addition, or rescission.

### **TAX RATE LIMITATIONS**

All taxable property within the City is subject to the assessment, levy and collection by the City of a continuing, direct annual ad valorem tax sufficient to provide for the payment of principal of and interest on the Bonds, within the limits prescribed by law. Article XI, Section 5, of the Texas Constitution is applicable to the City, and the City's Home Rule Charter adopts the Constitutional maximum ad valorem tax rate for all City purposes of \$2.50 per \$100 taxable valuation. State law provides certain procedures to be followed by the City in setting its annual tax rate, including, in certain instances, the giving of notice of the tax rate and holding a public hearing. State law also provides for a "rollback rate" limit on annual tax increases, although the portion of the tax rate levied to secure payment of tax-supported debt, such as the Bonds, is not subject to the rollback rate limitation (see "TAXING PROCEDURES – Assessment and Levy").

### **ENFORCEMENT OF REMEDIES**

If the City defaults in the payment of principal, interest or redemption price, as applicable, on the Bonds when due, or if it fails to make payments into any fund or funds created in the Ordinance, or defaults in the observation or performance of any other covenants, conditions or obligations set forth in the Ordinance, the registered owners may seek a writ of mandamus to compel City officials to carry out their legally imposed duties with respect to the Bonds if there is no other available remedy at law to compel performance of the Bonds or the Ordinance and the City's obligations are not uncertain or disputed. The issuance of a writ of mandamus is controlled by equitable principles and rests with the discretion of the court, but may not be arbitrarily refused. There is no acceleration of maturity of the Bonds in the event of default and, consequently, the remedy of mandamus may have to be relied upon from year to year. The Ordinance does not provide for the appointment of a trustee to represent the interest of the holders of the Bonds upon any failure of the City to perform in accordance with the terms of the Ordinance, or upon any other condition and, accordingly, all legal actions to enforce such remedies would have to be undertaken at the initiative of, and be financed by, the registered owners.

On April 1, 2016, the Texas Supreme Court ruled in *Wasson Interests, Ltd. v. City of Jacksonville*, 489 S.W. 3d 427 (Tex. 2016) that the sovereign immunity does not imbue a city with derivative immunity when it performs proprietary, as opposed to governmental, functions in respect to contracts executed by a city. Texas jurisprudence has generally held that proprietary functions are those conducted by a city in the private capacity, for the benefit only of those within its corporate limits, and not as an arm of the government or under the authority or for the benefit of the state. If sovereign immunity is determined by a court to exist then the Texas Supreme Court has ruled in *Tooke v. City of Mexia*, 197 S.W.3d 325 (Tex. 2006), that a waiver of sovereign immunity in a contractual dispute must be provided for by statute in "clear and unambiguous" language. Because it is unclear whether the Texas legislature has effectively waived the City's sovereign immunity from a suit for money damages, holders of the Bonds may not be able to bring such a suit against the City for breach of the Bonds or the Ordinance covenants in the absence of City action. Chapter 1371, Texas Government Code ("Chapter 1371"), which pertains to the issuance of public securities by issuers such as the City, permits the City to waive sovereign immunity in the proceedings authorizing its bonds, including the Bonds, but the City has not waived sovereign immunity in connection with the issuance of the Bonds. Even if a judgment against the City could be obtained, it could not be enforced by direct levy and execution against the City's property. Further, the registered owners cannot themselves foreclose on property within the City or sell property within the City to enforce the tax lien on taxable property to pay the principal of and interest on the Bonds. Furthermore, the City is eligible to seek relief from its creditors under Chapter 9 of the U.S. Bankruptcy Code ("Chapter 9"). Although Chapter 9 provides for the recognition of a security interest represented by a specifically pledged source of revenues, the pledge of ad valorem taxes in support of a general obligation of a bankrupt entity is not specifically recognized as a security interest under Chapter 9. Chapter 9 also includes an automatic stay provision that would prohibit, without Bankruptcy Court approval, the prosecution of any other legal action by creditors or holders of the Bonds of an entity which has sought protection under Chapter 9. Therefore, should the City avail itself of Chapter 9 protection from creditors, the ability to enforce remedies would be subject to the approval of the Bankruptcy Court (which could require that the action be heard in

Bankruptcy Court instead of other federal or state court); and the Bankruptcy Code provides for broad discretionary powers of a Bankruptcy Court in administering any proceeding brought before it. The opinion of Bond Counsel will note that all opinions relative to the enforceability of the Ordinance and the Bonds are qualified with respect to the customary rights of debtors relative to their creditors.

### **RECORD DATE FOR INTEREST PAYMENT**

The record date (“Record Date”) for the interest payable on the Bonds on any interest payment date is the last business day of the month next preceding such interest payment date. In the event of a non-payment of interest on a scheduled payment date, and for 30 days thereafter, a new record date for such interest payment (the “Special Record Date”) will be established by the Paying Agent/Registrar, if and when funds for the payment of such interest have been received from the City. Notice of the Special Record Date and of the scheduled payment date of the past due interest (which shall be 15 days after the Special Record Date) shall be sent at least five business days prior to the Special Record Date by United States mail, first class postage prepaid, to the address of each registered owner of a Bond appearing on the books of the Paying Agent/Registrar at the close of business on the last business day next preceding the date of mailing of such notice.

### **BOOK-ENTRY-ONLY SYSTEM**

*This section describes how ownership of the Bonds is to be transferred and how the principal of, premium, if any, and interest on the Bonds are to be paid to and credited by DTC while the Bonds are registered in its nominee name. The information in this section concerning DTC and the Book-Entry-Only System has been provided by DTC for use in disclosure documents such as this Official Statement. The City and the Financial Advisor believe the source of such information to be reliable, but take no responsibility for the accuracy or completeness thereof.*

*The City cannot and does not give any assurance that (i) DTC will distribute payments of debt service on the Bonds, or redemption or other notices, to DTC Participants, (ii) DTC Participants or others will distribute debt service payments paid to DTC or its nominee (as the registered owner of the Bonds), or redemption or other notices, to the Beneficial Owners, or that they will do so on a timely basis, or (iii) DTC will serve and act in the manner described in this Official Statement. The current rules applicable to DTC are on file with the Securities and Exchange Commission, and the current procedures of DTC to be followed in dealing with DTC Participants are on file with DTC.*

The Depository Trust Company (“DTC”), New York, NY, will act as securities depository for the Bonds. The Bonds will be issued as fully-registered securities registered in the name of Cede & Co. (DTC’s partnership nominee) or such other name as may be requested by an authorized representative of DTC. One fully-registered Bond certificate will be issued for each maturity of the Bonds, each in the aggregate principal amount of such maturity, and will be deposited with DTC.

DTC, the world’s largest depository, is a limited-purpose trust company organized under the New York Banking Law, a “banking organization” within the meaning of the New York Banking Law, a member of the Federal Reserve System, a “clearing corporation” within the meaning of the New York Uniform Commercial Code, and a “clearing agency” registered pursuant to the provisions of Section 17A of the Securities Exchange Act of 1934. DTC holds and provides asset servicing for over 3.5 million issues of U.S. and non-U.S. equity issues, corporate and municipal debt issues, and money market instruments (from over 100 countries) that DTC’s participants (“Direct Participants”) deposit with DTC. DTC also facilitates the post-trade settlement among Direct Participants of sales and other securities transactions in deposited securities, through electronic computerized book-entry transfers and pledges between Direct Participants’ accounts. This eliminates the need for physical movement of securities certificates. Direct Participants include both U.S. and non-U.S. securities brokers and dealers, banks, trust companies, clearing corporations, and certain other organizations. DTC is a wholly-owned subsidiary of The Depository Trust & Clearing Corporation (“DTCC”). DTCC is the holding company for DTC, National Securities Clearing Corporation and Fixed Income Clearing Corporation, all of which are registered clearing agencies. DTCC is owned by the users of its regulated subsidiaries. Access to the DTC system is also available to others such as both U.S. and non-U.S. securities brokers and dealers, banks, trust companies, and clearing corporations that clear through or maintain a custodial relationship with a Direct Participant, either directly or indirectly (“Indirect Participants”). DTC has a AA+ rating from Standard & Poor’s. The DTC Rules applicable to its Participants are on file with the Securities and Exchange Commission. More information about DTC can be found at [www.dtcc.com](http://www.dtcc.com).

Purchases of Bonds under the DTC system must be made by or through Direct Participants, which will receive a credit for the Bonds on DTC’s records. The ownership interest of each actual purchaser of each Bond (“Beneficial Owner”) is in turn to be recorded on the Direct and Indirect Participants’ records. Beneficial Owners will not receive written confirmation from DTC of their purchase. Beneficial Owners are, however, expected to receive written confirmations providing details of the transaction, as well as periodic statements of their holdings, from the Direct or Indirect Participant through which the Beneficial Owner entered into the transaction. Transfers of ownership interests in the Bonds are to be accomplished by entries made on the books of Direct and Indirect Participants acting on behalf of Beneficial Owners. Beneficial Owners will not receive certificates representing their ownership interests in Bonds, except in the event that use of the book-entry system for the Bonds is discontinued.

To facilitate subsequent transfers, all Bonds deposited by Direct Participants with DTC are registered in the name of DTC’s partnership nominee, Cede & Co., or such other name as may be requested by an authorized representative of DTC. The deposit of Bonds with DTC and their registration in the name of Cede & Co. or such other DTC nominee do not effect any change in beneficial ownership. DTC has no knowledge of the actual Beneficial Owners of the Bonds; DTC’s records reflect only the identity

of the Direct Participants to whose accounts such Bonds are credited, which may or may not be the Beneficial Owners. The Direct and Indirect Participants will remain responsible for keeping account of their holdings on behalf of their customers.

Conveyance of notices and other communications by DTC to Direct Participants, by Direct Participants to Indirect Participants, and by Direct Participants and Indirect Participants to Beneficial Owners will be governed by arrangements among them, subject to any statutory or regulatory requirements as may be in effect from time to time. Beneficial Owners of Bonds may wish to take certain steps to augment the transmission to them of notices of significant events with respect to the Bonds, such as redemptions, tenders, defaults, and proposed amendments to the Bond documents. For example, Beneficial Owners of Bonds may wish to ascertain that the nominee holding the Bonds for their benefit has agreed to obtain and transmit notices to Beneficial Owners. In the alternative, Beneficial Owners may wish to provide their names and addresses to the registrar and request that copies of notices be provided directly to them.

Redemption notices shall be sent to DTC. If less than all of the Bonds within a maturity are being redeemed, DTC's practice is to determine by lot the amount of the interest of each Direct Participant in such maturity to be redeemed.

Neither DTC nor Cede & Co. (nor such other DTC nominee) will consent or vote with respect to Bonds unless authorized by a Direct Participant in accordance with DTC's MMI Procedures. Under its usual procedures, DTC mails an Omnibus Proxy to the City as soon as possible after the record date. The Omnibus Proxy assigns Cede & Co.'s consenting or voting rights to those Direct Participants to whose accounts the Bonds are credited on the record date (identified in a listing attached to the Omnibus Proxy).

Principal and interest payments on the Bonds will be made to Cede & Co., or such other nominee as may be requested by an authorized representative of DTC. DTC's practice is to credit Direct Participants' accounts upon DTC's receipt of funds and corresponding detail information from the City or the Paying Agent/Registrar, on payable date in accordance with their respective holdings shown on DTC's records. Payments by Participants to Beneficial Owners will be governed by standing instructions and customary practices, as is the case with securities held for the accounts of customers in bearer form or registered in "street name", and will be the responsibility of such Participant and not of DTC nor its nominee, the Paying Agent/Registrar, or the City, subject to any statutory or regulatory requirements as may be in effect from time to time. Payment of principal and interest payments to Cede & Co. (or such other nominee as may be requested by an authorized representative of DTC) is the responsibility of the City or the Paying Agent/Registrar, disbursement of such payments to Direct Participants will be the responsibility of DTC, and disbursement of such payments to the Beneficial Owners will be the responsibility of Direct and Indirect Participants.

DTC may discontinue providing its services as depository with respect to the Bonds at any time by giving reasonable notice to the City or the Paying Agent/Registrar. Under such circumstances, in the event that a successor depository is not obtained, the Bond certificates are required to be printed and delivered.

The City may decide to discontinue use of the system of book-entry-only transfers through DTC (or a successor securities depository). In that event, the Bond certificates will be printed and delivered to DTC.

The information in this section concerning DTC and DTC's book-entry system has been obtained from sources that the City believes to be reliable, but the City takes no responsibility for the accuracy thereof.

#### **Use of Certain Terms in Other Sections of this Official Statement**

In reading this Official Statement it should be understood that while the Bonds are in the Book-Entry-Only System, references in other sections of this Official Statement to registered owners should be read to include the person for whom the Participant acquires an interest in the Bonds, but (i) all rights of ownership must be exercised through DTC and the Book-Entry-Only System, and (ii) except as described above, notices that are to be given to registered owners under the Ordinance will be given only to DTC.

#### **Effect of Termination of Book-Entry-Only System**

In the event that the Book-Entry-Only System is discontinued by DTC or the use of the Book-Entry-Only System is discontinued by the City, printed Bond certificates will be issued to the respective holders and the Bonds will be subject to transfer, exchange and registration provisions as set forth in the Ordinance and summarized under caption "REGISTRATION, TRANSFER AND EXCHANGE" below.

### **REGISTRATION, TRANSFER AND EXCHANGE**

#### **Paying Agent/Registrar**

The initial Paying Agent/Registrar is The Bank of New York Mellon Trust Company, N.A. In the Ordinance, the City retains the right to replace the Paying Agent/Registrar for the Bonds. If the Paying Agent/Registrar is replaced by the City, the Paying Agent/Registrar, promptly upon the appointment of its successor, is required to deliver the registration records to the successor Paying Agent/Registrar. Any successor Paying Agent/Registrar selected by the City shall be a commercial bank, trust company organized under the laws of the State of Texas or other entity duly qualified and legally authorized to serve as and perform the duties of Paying Agent/Registrar. Upon any change in the Paying Agent/Registrar for the Bonds, the City shall promptly cause a written notice of such change to be sent to each registered owner of the Bonds affected by the change, by United States mail, first class postage prepaid, which notice shall give the address for the new Paying Agent/Registrar.

## **Future Registration**

In the event the use of the Book-Entry-Only System for the Bonds should be discontinued, printed certificates will be delivered to the registered owners of the Bonds, and thereafter such Bonds may be transferred, registered and assigned on the registration books only upon their presentation and surrender of such printed certificates to the Paying Agent/Registrar, and such registration and transfer shall be without expense or service charge to the registered owner except for any tax or other governmental charges required to be paid with respect to such registration and transfer. The Bonds may be assigned by the execution of an assignment form on the Bonds or by other instrument of transfer and assignment acceptable to the Paying Agent/Registrar. New Bonds will be delivered by the Paying Agent/Registrar in lieu of the Bonds being transferred or exchanged at the designated office of the Paying Agent/Registrar, or sent by United States registered mail to the new registered owner at the owner's request, risk and expense. To the extent possible, new Bonds issued in an exchange or transfer of Bonds will be delivered to the registered owner or assignee of the owner in not more than three (3) business days after the receipt of the Bonds to be canceled in the exchange or transfer and the written instrument of transfer or request for exchange duly executed by the owner or his duly authorized agent, in form satisfactory to the Paying Agent/Registrar. New Bonds registered and delivered in an exchange or transfer shall be in denominations of \$5,000 of principal amount for any one maturity or any integral multiple thereof and for a like aggregate principal amount as the Bonds surrendered for exchange or transfer (see "BOOK-ENTRY-ONLY SYSTEM" herein).

## **TAXING PROCEDURES**

### **General**

Receipts from ad valorem taxation are the City's primary source of funds for debt service payments of the Bonds. The following is a recapitulation of the authority for taxation, including methodology, limitations, procedures, and provisions for delinquencies. (Financial information regarding taxing procedures can be found in Appendix A, Tables 1-8.)

### **Property Subject to Taxation by the City**

Reference is made to the Texas Property Tax Code, (the "Property Tax Code") for identification of property subject to taxation; property exempt or which may be exempted from taxation, if claimed; the appraisal of property for ad valorem taxation purposes; and the procedures and limitations applicable to the levy and collection of ad valorem taxes. Article VIII of the State Constitution ("Article VIII") and the Property Tax Code (collectively "State Tax Law") provide for certain exemptions from property taxes and the exemption of certain personal property from ad valorem taxation. There follows a general discussion of such provisions of State Tax Law that is applicable to the City.

State Tax Law provides the governing body of a political subdivision, at its option, may grant: (1) an exemption of not less than \$3,000 of the market value of the residence homestead of persons 65 years of age or older and the disabled from all ad valorem taxes thereafter levied by the political subdivision, and (2) an exemption of up to 20% of the market value of residence homesteads. The minimum exemption under the second provision is \$5,000. In the case of residence homestead exemptions granted under this provision of State Tax Law, ad valorem taxes may continue to be levied against the value of homesteads exempted where ad valorem taxes have previously been pledged for the payment of debt if cessation of the levy would impair the obligation of the contract by which the debt was created.

State Tax Law provides that the governing body of a county, municipality or junior college district may provide for a freeze on the total amount of ad valorem levied on the residence homestead of a disabled person or persons 65 years of age or older above the amount of tax imposed in the year such residence qualified for such exemption. Also, upon receipt of a petition signed by five percent of the registered voters of the county, municipality or junior college district, an election must be held to determine by majority vote whether to establish such a limitation on taxes paid on residence homesteads of persons 65 years of age or who are disabled. Upon providing for such exemption, the total amount of taxes imposed on such homestead cannot be increased except for improvements, and such freeze is transferable to a different residence homestead and to the surviving spouse living in such homestead who is disabled or is at least 55 years of age. Once established by a governmental entity, the tax freeze cannot be repealed or rescinded.

State Tax Law mandates an additional property tax exemption for disabled veterans or the surviving spouse or children of a deceased veteran who died while on active duty in the armed forces; the exemption applies to either real or personal property with the amount of assessed valuation exempted ranging from \$5,000 to a maximum of \$12,000. A disabled veteran or the spouse of a deceased veteran who receives from the United States Department of Veterans Affairs or its successor 100% disability compensation due to a service-connected disability and a rating of 100% disabled or of individual unemployability is entitled to an exemption from taxation of the total appraised value of the veteran's residence homestead.

Nonbusiness personal property, such as automobiles or light trucks, is exempt from ad valorem taxation unless the governing body of a political subdivision elects to tax such property. Boats owned as nonbusiness property are exempt from ad valorem taxation.

State Tax Law provides for "freeport property" to be exempted from ad valorem taxation. Freeport property is defined as goods detained in Texas for 175 days or less for the purpose of assembly, storage, manufacturing, processing or fabrication. Notwithstanding such exemption, counties, school districts, junior college districts and cities may tax such tangible personal property provided official action to tax the same was taken before April 1, 1990. Decisions to continue to tax may be reversed in the future; decisions to exempt freeport property are not subject to reversal.

State law authorizes a governing body of a political subdivision, on a local-option basis, to exempt from ad valorem taxation “goods in transit”, which is tangible personal property, other than oil, natural gas, and other petroleum products, if the property is (1) acquired in or imported into the State to be forwarded to another location in or outside of the State; (2) detained at a location in the State that is not owned or under the control of the property owner for assembling, storing, manufacturing, processing, or fabricating purposes by the person who acquired or imported the property; and (3) the property is transported to another location in or outside the State not later than 270 days after the date the person acquired the property in or imported the property into the State.

Municipalities also may enter into tax abatement agreements in accordance with Chapter 312, Texas Tax Code (“Chapter 312”) to encourage economic development. Under the agreements, a property owner agrees to construct certain improvements on its property. The municipality, in turn, agrees not to levy a tax on all or part of the increased value attributable to the improvements until the expiration of the agreement. The abatement agreement could last for a period of up to 10 years.

A city may utilize tax increment financing, pursuant to the Tax Increment Financing Act, Texas Tax Code, Chapter 311 (the “Tax Increment Act”), to encourage development and redevelopment within a designated reinvestment zone. Taxes collected from increases in valuation above the base value (the “captured appraised value”) by each taxing unit that levies ad valorem taxes on real property in the reinvestment zone may be used to pay costs of infrastructure or other public improvements in the reinvestment zone and to supplement or act as a catalyst for private development in the defined area of the reinvestment zone. The tax increment base value for a taxing unit is the total appraised value of all real property taxable by the taxing unit and located in the reinvestment zone as of January 1 of the year in which the city created the reinvestment zone. Each taxing unit can choose to dedicate all, any portion or none of its taxes collected from the captured appraised value to the costs of improvements in the reinvestment zone. The amount of a taxing unit's tax increment for a year is the amount of property taxes levied by the taxing unit for that year on the captured appraised value of real property taxable by the taxing unit and located in the reinvestment zone, multiplied by the taxing unit's percentage level of participation.

Municipalities are also authorized, pursuant to Chapter 380, Texas Local Government Code, as amended (“Chapter 380”), to establish programs to promote state or local economic development and to stimulate business and commercial activity in the city. In accordance with a program established pursuant to Chapter 380, a city may make loans or grants of public funds for economic development purposes, however, obligations secured by ad valorem taxes may not be issued for such purposes unless approved by voters of the city

### **The City's Rights in the Event of Tax Delinquencies**

The City has a lien for unpaid taxes on personal property, subject to certain restrictions and also has a lien granted by statute for unpaid taxes on real property. Both liens are discharged upon payment. Thereafter, no lien exists in favor of the City until it again levies taxes. In the event a taxpayer fails to make timely payment of taxes due to the City on real property, a penalty of 6% of unpaid taxes is incurred in February and 1% is added monthly until the penalty reaches 10%, after which it becomes a flat 12%. In addition, delinquent taxes incur interest at the rate of 1% per month. The City may file suit for the collection thereof and may foreclose such lien in a foreclosure proceeding. The City may assess an additional 20% charge against delinquent taxes to defray its legal costs of collecting the delinquent taxes. Under certain circumstances, taxes which become delinquent on the homestead of a taxpayer 65 years old or older incur a penalty of 8% per annum with no additional penalties or interest assessed. In general, property subject to the City's lien may be sold, in whole or in parcels, pursuant to court order to collect the amounts due. Federal law does not allow for the collection of penalty and interest against an estate in bankruptcy. Federal bankruptcy law provides that an automatic stay of action by creditors and other entities, including governmental units, goes into effect with the filing of any petition in bankruptcy. The automatic stay prevents governmental units from foreclosing on property and prevents liens for post-petition taxes from attaching to property and obtaining secured creditor status unless, in either case, an order lifting the stay is obtained from the bankruptcy court. In many cases post-petition taxes are paid as an administrative expense of the estate in bankruptcy or by order of the bankruptcy court.

### **Valuation of Property for Taxation**

The Property Tax Code generally requires all taxable property (except property utilized for a qualified “agricultural use”, timberland and special inventory on vehicles and boats) to be appraised at 100% of market value as of January 1. In determining the market value of property, different methods of appraisal may be used, including the cost method of appraisal, the income method of appraisal and market data comparison method of appraisal, and the method considered most appropriate by the chief appraiser is to be used. State law requires the appraised value of a residence homestead to be based solely on the property's value as a residence homestead, regardless of whether residential use is considered to be the highest and best use of the property. State law further limits the appraised value of a residence homestead for a tax year to an amount that would not exceed the lesser of (1) the property's market value in the most recent tax year in which it was assessed or (2) the sum of (a) 10% of the property's appraised value in the preceding tax year, plus (b) the property's appraised value in the preceding tax year, plus (c) the market value of all new improvements to the property. Certain personal property held as business inventory may be assessed at the option of the taxpayer as of September 1 of each year and mineral reserves are assessed on the basis of an average monthly valuation. Residential property that has never been occupied as a residence and is being held for sale is treated as inventory for property tax purposes.

The appraisal of taxable property for the City (except certain railroad rolling stock and certain intangible property of railroads and certain common carriers, which is appraised by the State) and all other taxing entities in each county in which the city is located (the City is located primarily in Dallas and Denton Counties, but a portion of the City is in Collin County) is the responsibility of the

respective appraisal districts for each county (collectively, the “Appraisal District”), each of which is a county-wide agency created under the Property Tax Code for that purpose. The Dallas Central Appraisal District appraises the property of the City located in Dallas County and is governed by a five member board whose members are elected/appointed as follows: one representative elected by respective suburban cities; one representative elected by respective suburban schools; one representative appointed by Dallas County; one representative appointed by the City of Dallas and one representative appointed by Dallas ISD. The Denton Central Appraisal District appraises the property of the City located in Denton County and is governed by a six-member board of directors appointed by the taxing entities participating in the Denton Central Appraisal District. The Collin Central Appraisal District appraises the property of the City located in Collin County and is governed by a five board of directors appointed by the taxing entities participating in the Collin Central Appraisal District.

### **Assessment and Levy**

The Property Tax Code requires the Appraisal District to implement a plan for periodic reappraisal of all taxable property in the Appraisal District, and reappraisal must be effected at least every three years.

Taxable values determined by the chief appraiser of the Appraisal District are submitted for review and equalization to an appraisal review board (the “Appraisal Review Board”) appointed by the Appraisal District. Appraisals may be contested before the Appraisal Review Board by taxpayers or, under limited circumstances, the City and the Appraisal Review Board’s orders are appealable to a State district court.

Under Texas law, the Appraisal District is to assess all property for taxation which has not been rendered for taxation by the owner and to present its assessments along with any renditions to the Appraisal Review Board which is comprised of at least three persons, each of whom has resided within the Appraisal District for two years, and who have been appointed by the Appraisal District’s Board of Directors. The Appraisal Review Board has the ultimate responsibility of equalizing the value of all comparable taxable property within the Appraisal District; however, any owner who has rendered his property may appeal the decision of the Appraisal Review Board by filing suit in a District Court in Dallas, Denton or Collin County within 45 days from the date the tax roll is approved. In the event of such suit, the value of the property is determined by the court, or by a jury if requested by the owner. The value so determined is binding on the City for the tax year in question and the succeeding year, except for subsequent improvements.

A city or other taxing unit may challenge the appraisals assigned to categories of property within its jurisdiction under certain limited circumstances. A city may also sue the Appraisal District to compel it to comply with the Property Tax Code. It is not expected that Appraisal District procedures will affect the ability of the City to adjust its tax rate so that it may levy and collect taxes sufficient to meet its obligations.

Under the Property Tax Code, the City must annually calculate and publicize its “effective tax rate” and “rollback tax rate”. The City Council may not adopt a tax rate that would produce an amount of taxes exceeding the prior year’s levy until it has held two public hearings on the proposed increase following notice to the taxpayers and otherwise complied with the Property Tax Code. The Property Tax Code provides that if the adopted tax rate exceeds the rollback tax rate the qualified voters of the City by petition may require that an election be held to determine whether or not to reduce the tax rate adopted for that year to the rollback tax rate. “Effective tax rate” means the rate that will produce last year’s total tax levy (adjusted) from this year’s total taxable values (adjusted). “Rollback tax rate” means the rate that will produce last year’s maintenance and operation expenses paid from property taxes (adjusted) from this year’s values (adjusted) multiplied by 1.08 plus a rate that will produce this year’s debt service from this year’s values (unadjusted) divided by the anticipated tax collection rate. “Adjusted” means lost values are not included in the calculation of last year’s taxes and new values are not included in this year’s taxable values.

Under current law, the City Council is required to adopt the annual tax rate for the City before the later of September 30 or the 60<sup>th</sup> day after the date the certified appraisal roll is received by the City. If the City Council does not adopt a tax rate by such required date, the tax rate for that tax year is the lower of the effective tax rate calculated for that tax year or the tax rate adopted by the City for the preceding tax year. The tax rate consists of two components: (1) a rate for funding of maintenance and operation expenditures, and (2) a rate for debt service.

### **Collection of Taxes**

Taxes are due October 1 and become delinquent after January 31 of the following year. Under the Tax Code, half payments are permissible on a local option basis, the first half due on or before November 30 and the second half due on or before June 30, without penalty. In addition, the Property Tax Code permits discounts for early payment of taxes on a local option basis. Taxpayers who are 65 years old or older or disabled may pay their taxes in installments, with the first installment due before February 1 and the last due before August 1.

## THE PROPERTY TAX CODE AS APPLIED TO THE CITY OF CARROLLTON

### General Tax Exemptions

The City does not tax non-business personal property such as automobiles (with the exception of leased vehicles), boats or aircraft.

The City Council has taken action granting exemptions from ad valorem taxation of 20% of market value or \$5,000 in value, whichever is greater, on all residential homesteads and an additional \$60,000 on the resident homesteads of taxpayers 65 years old or older and the disabled taxpayers.

The City does not levy a tax against the value of residential homesteads exempted from ad valorem taxes, as mandated or permitted on a local option basis by State Tax Law, in order to pay debt service on its tax supported indebtedness.

Beginning with the 2004 tax year (2005 fiscal year) the City has exempted "freeport property" from ad valorem taxation.

The City has not authorized the tax freeze on the residence homestead of a disabled person or persons 65 years of age or older that became effective under State Tax Law on January 1, 2004.

City ad valorem taxes levied on properties located in Dallas County are collected by the Dallas County Tax Assessor-Collector, and ad valorem taxes levied on properties in Collin County and Denton County are collected by the Denton County Tax Assessor-Collector.

The City does not grant discounts for early payment of taxes or permit split payment of taxes, as permitted by the Property Tax Code on a local option basis.

### Economic Development Incentives

The City has developed and implemented a strategic business development plan designed to be compatible with the goals embodied in the City's Comprehensive Zoning and Subdivision Ordinances in conjunction with other policies. This strategy has been developed because the City is substantially built out and must grow its tax base through redevelopment projects, with a special emphasis on transit oriented development ("TOD"), including redevelopment of areas around light rail stations in the City that are part of the Dallas Area Rapid Transit ("DART") system. The City has adopted criteria for tax abatement in accordance with the provisions of Chapter 312 but currently has no abatement agreements in place. It does have various ad valorem tax grant agreements in accordance with the provisions of Chapter 380. The City's policies for such agreements include incentives targeted to new construction, the relocation, expansion or modernization of companies, including companies with large taxable inventories and neighborhood retail/commercial reinvestment projects. Any consideration for a tax abatement or grant must be reviewed by the City Council and be consistent with the City's policies for such tax incentive. No tax abatement or grant may be granted for a period of greater than 10 years. Other factors taken into account in determining whether a project qualifies for such incentives are the number of jobs that will be created or retained, the amount of capital investment to be made by a taxpayer and the location of the project. In the year ended September 30, 2016, the City made ad valorem tax grants of \$1,533,981 in accordance with its ad valorem tax incentive policy, which was equal to approximately 2.25% of the City's total tax levy for the year ended September 30, 2016.

The City has also developed incentive programs designed to encourage retailers or specialty retailers to back-fill vacant grocery store anchors in excess of 50,000 square feet and for redevelopment and rehabilitation of existing retail shopping centers. These incentive programs provide grants to retailers who meet the criteria of the program. In the year ended September 30, 2016, the City paid grants totaling \$11,043 based on these programs.

The City Council adopted by ordinance and established a Tax Increment Reinvestment Zone ("TIRZ") on January 10, 2006. The TIRZ was created for the purpose of dedicating the increase in tax revenue generated within the TIRZ to provide funds for public infrastructure to encourage accelerated development and redevelopment in the areas surrounding the Downtown and Trinity Mills DART light rail stations. The TIRZ covers an area of approximately 1,047 acres. The TIRZ is a barbell shaped, contiguous area, with a northern terminus encircling the general area of the Trinity Mills DART station, and with the southern terminus encircling the Downtown DART station. A corridor connects the two light rail station areas, which is bound on the east by Broadway Street and on the west by IH-35E. The base taxable values of the TIRZ are frozen at the level of taxable values for 2006, the year of creation, at \$131,306,230. In tax year 2016, the TIRZ had a taxable value of \$195,961,950 representing \$64,655,720 of incremental value that can be taxed for public infrastructure improvements within the TIRZ. The City and Dallas County are the taxing entities participating in the TIRZ, and the participation is set at 65% of the incremental value within the TIRZ. The City ordinance establishing the TIRZ provides that the TIRZ will terminate on December 31, 2020 or at an earlier time designated by subsequent ordinance of the City Council, or at such time as all project costs and tax increment bonds, if any, have been paid in full. No debt has been issued by the City that is secured by revenues of the TIRZ.

### Sales and Use Tax

Sales and use tax is authorized under state law with the City's levy equal to 1% of taxable sales and uses. The Texas Comptroller of Public Accounts collects all sales and use taxes on behalf of the City, remitting all taxes collected less a 2% service fee to the City on a monthly basis.

The State of Texas utilizes origin based sourcing for municipal sales and use tax. Under this approach, sales and use tax is sourced to the taxing jurisdiction in which the selling business is located regardless of where in the state the purchaser resides or the product

is shipped. Origin sourcing can produce large individual sales and use tax payers to specific jurisdictions. Additionally, sales and use tax can fluctuate not only due to general economic factors but also due to relocations of businesses between taxing jurisdictions. The identity of and the amount paid by individual sales and use tax payers is strictly confidential under state law.

The sales and use taxes collected by the City are not pledged to the payment of the debt service on the Bonds.

## **CAPITAL IMPROVEMENT PLAN AND ISSUANCE OF ADDITIONAL DEBT**

Capital projects involve the acquisition or construction of major facilities and equipment. Each year, the City Council adopts a capital budget that differs from the operating budget because it is a “multi-year” process. “Multi-year” means that the project’s budget is active until the project is finished. Due to the multi-year nature of capital projects, budgeted expenditures in these funds consist of carryover projects from previous years and new projects being initiated in the current year. Due to its nature as a planning tool, a capital budget, while identifying and prioritizing capital expenditures, is subject to revision as circumstances change, including changes in the economy and in the need for various governmental services and the placement of such services within the City. Consequently, the inclusion of expenditure in a capital budget is not a firm commitment to a project, particularly as the planning horizon extends into the future.

In fiscal year 1997, the City Council initiated a capital improvement planning process that included creation of the 11-member Capital Improvements Plan Advisory Committee (“CIPAC”) composed of residents of the City. The City annually adopts a capital improvement plan (the “CIP”) that reflects all capital expenditures planned by the City over a five year period, which includes costs of maintaining City infrastructure, as well as costs of proposed new municipal facilities, including public safety facilities, parks, transportation, public works, storm water drainage and water and wastewater improvements. The annual CIP includes capital expenditures proposed for funding from various sources administered through the City’s Capital Project Fund and other funds of the City, and proposed to be funded from a blend of current funds, available reserves and proceeds of tax-supported and enterprise fund bond issues.

The 2017-20 CIP, included in the fiscal year 2017 budget, reflects the potential expenditure of approximately \$63.21 million over the five year planning period, with general obligation bonds providing approximately \$41.93 million of the funding. In adopting the 2017-20 CIP, the City determined to allocate \$0.033000 of the \$0.425787 fiscal year 2017 tax rate levy for operating purposes to be segregated into capital fund for the specific and expressed purpose of TOD and street rehabilitation.

The fiscal year 2016-17 capital budget anticipated that the City would issue general obligation debt to fund \$21.140 million in improvements for the City’s streets, traffic, drainage and parks improvements. The capital budget also assumes the issuance of \$16 million in the 2017-2018 fiscal year, \$2.3 million in the 2018-19, and \$2.5 million in the 2019-20 fiscal year. Following the issuance of the Bonds, the City will have approximately \$21.3 million of authorized but unissued general obligation bonds available to fund portions of the capital budget (see “TABLE 14 - AUTHORIZED BUT UNISSUED GENERAL OBLIGATION BONDS” in Appendix A).

## **INVESTMENT POLICIES, PROCEDURES, AND PORTFOLIOS**

### **Investments**

The City invests available funds in investments authorized by the Public Funds Investment Act of the State of Texas and in accordance with investment policies approved by the City Council. (Financial information regarding current investments can be found in Appendix A, Table 17.) Both state law and the City’s investment policies are subject to change.

### **Investment Authority and Investment Practices of the City**

Under Texas law, the City is authorized to invest in (1) obligations of the United States or its agencies and instrumentalities, including letters of credit; (2) direct obligations of the State of Texas or its agencies and instrumentalities; (3) collateralized mortgage obligations directly issued by a federal agency or instrumentality of the United States, the underlying security for which is guaranteed by an agency or instrumentality of the United States; (4) other obligations, the principal and interest of which is guaranteed or insured by or backed by the full faith and credit of, the State of Texas or the United States or their respective agencies and instrumentalities, including obligations that are fully guaranteed or insured by the Federal Deposit Insurance Corporation or by the explicit full faith and credit of the United States; (5) obligations of states, agencies, counties, cities, and other political subdivisions of any state rated as to investment quality by a nationally recognized investment rating firm not less than A or its equivalent; (6) bonds issued, assumed or guaranteed by the State of Israel; (7) certificates of deposit and share certificates (i) that are issued by a depository institution that has its main office or a branch office in the State of Texas and is guaranteed or insured by the Federal Deposit Insurance Corporation or the National Credit Union Share Insurance Fund, or their respective successors, and are secured as to principal by obligations described in clauses (1) through (6) or in any other manner and amount provided by law for City deposits, or (ii) where (a) the funds are invested by the City through (I) a broker that has its main office or a branch office in the State of Texas and is selected from a list adopted by the City as required by law or (II) a depository institution that has its main office or a branch office in the State of Texas that is selected by the City, (b) the broker or the depository institution selected by the City arranges for the deposit of the funds in certificates of deposit in one or more federally insured depository institutions, wherever located, for the account of the City, (c) the full amount of the principal and accrued interest of each of the certificates of deposit is insured by the United States or an instrumentality of the United States, and (d) the City appoints the depository institution



selected under (a) above, a custodian as described by Section 2257.01(d) of the Texas Government Code, or a clearing broker-dealer registered with the Securities and Exchange Commission and operating pursuant to Securities and Exchange Commission Rule 15c3-3 (17 C.F.R. Section 240.15c3-3); (8) securities lending programs if (i) the securities loaned under the program are collateralized, a loan made under the program allows for termination at any time and a loan made under the program is either secured by (a) obligations that are described in clauses (1) through (6), (b) irrevocable letters of credit issued by a state or national bank that is continuously rated by a nationally recognized investment rating firm not less than "A" or its equivalent, or (c) cash invested in obligations that are described in clauses (1) through (6) and (11) through (12) under this sub caption, or an authorized investment pool; (ii) securities held as collateral under a loan are pledged to the governmental body, held in the name of the governmental body and deposited at the time the investment is made with the City or a third party designated by the City; (iii) a loan made under the program is placed through either a primary government securities dealer or a financial institution doing business in the State of Texas; and (iv) the agreement to lend securities has a term of one year or less; (9) fully collateralized repurchase agreements that have a defined termination date, are fully secured by a combination of cash and obligations described in clause (1) which are pledged to the City, held in the City's name, and deposited at the time the investment is made with the City or with a third party selected and approved by the City and are placed through a primary government securities dealer, as defined by the Federal Reserve, or a financial institution doing business in the State of Texas; (10) certain bankers' acceptances with the remaining term of 270 days or less, if the short-term obligations of the accepting bank or its parent are rated at least A-1 or P-1 or the equivalent by at least one nationally recognized credit rating agency; (11) commercial paper with a stated maturity of 270 days or less that is rated at least A-1 or P-1 or the equivalent by either (a) two nationally recognized credit rating agencies or (b) one nationally recognized credit rating agency if the paper is fully secured by an irrevocable letter of credit issued by a U.S. or state bank; (12) no-load money market mutual funds registered with and regulated by the Securities and Exchange Commission that have a dollar weighted average stated maturity of 90 days or less and includes in their investment objectives the maintenance of a stable net asset value of \$1 for each share; and (13) no-load mutual funds registered with the Securities and Exchange Commission that have an average weighted maturity of less than two years, invest exclusively in obligations described in this paragraph, and are continuously rated as to investment quality by at least one nationally recognized investment rating firm of not less than AAA or its equivalent. In addition, bond proceeds may be invested in guaranteed investment contracts that have a defined termination date and are secured by obligations, including letters of credit, of the United States or its agencies and instrumentalities in an amount at least equal to the amount of bond proceeds invested under such contract, other than the prohibited obligations described in the next succeeding paragraph.

The City may invest in such obligations directly or through government investment pools that invest solely in such obligations provided that the pools are rated no lower than AAA or AAA-m or an equivalent by at least one nationally recognized rating service. The City may also contract with an investment management firm registered under the Investment Advisers Act of 1940 (15 U.S.C. Section 80b-1 et seq.) or with the State Securities Board to provide for the investment and management of its public funds or other funds under its control for a term up to two years, but the City retains ultimate responsibility as fiduciary of its assets. In order to renew or extend such a contract, the City must do so by order, ordinance, or resolution. The City is specifically prohibited from investing in: (1) obligations whose payment represents the coupon payments on the outstanding principal balance of the underlying mortgage-backed security collateral and pays no principal; (2) obligations whose payment represents the principal stream of cash flow from the underlying mortgage-backed security and bears no interest; (3) collateralized mortgage obligations that have a stated final maturity of greater than 10 years; and (4) collateralized mortgage obligations the interest rate of which is determined by an index that adjusts opposite to the changes in a market index.

Under Texas law, the City is required to invest its funds under written investment policies that primarily emphasize safety of principal and liquidity; that address investment diversification, yield, maturity, and the quality and capability of investment management; and that include a list of authorized investments for City funds, the maximum allowable stated maturity of any individual investment and the maximum average dollar-weighted maturity allowed for pooled fund groups, methods to monitor the market price of investments acquired with public funds, a requirement for settlement of all transactions, except investment pool funds and mutual funds, on a delivery versus payment basis, and procedures to monitor rating changes in investments acquired with public funds and the liquidation of such investments consistent with the Public Funds Investment Act. All City funds must be invested consistent with a formally adopted "Investment Strategy Statement" that specifically addresses each fund's investment. Each Investment Strategy Statement will describe its objectives concerning: (1) suitability of investment type, (2) preservation and safety of principal, (3) liquidity, (4) marketability of each investment, (5) diversification of the portfolio, and (6) yield.

Under Texas law, the City's investments must be made "with judgment and care, under prevailing circumstances, that a person of prudence, discretion, and intelligence would exercise in the management of the person's own affairs, not for speculation, but for investment considering the probable safety of capital and probable income to be derived." At least quarterly the City's investment officers must submit an investment report to the City Council detailing: (1) the investment position of the City, (2) that all investment officers jointly prepared and signed the report, (3) the beginning market value, and any additions and changes to market value and the ending value of each pooled fund group, (4) the book value and market value of each separately listed asset at the beginning and end of the reporting period, (5) the maturity date of each separately invested asset, (6) the account or fund or pooled fund group for which each individual investment was acquired, and (7) the compliance of the investment portfolio as it relates to: (a) adopted investment strategies and (b) Texas law. No person may invest City funds without express written authority from the City Council.

Under Texas law, the City is additionally required to: (1) annually review its adopted policies and strategies, (2) require any investment officers with personal business relationships or family relationships with firms seeking to sell securities to the City to disclose the relationship and file a statement with the Texas Ethics Commission and the City, (3) require the registered principal of firms seeking to sell securities to the City to: (a) receive and review the City's investment policy, (b) acknowledge that reasonable controls and procedures have been implemented to preclude imprudent investment activities, and (c) deliver a written statement attesting to these requirements, (4) in conjunction with its annual financial audit, perform a compliance audit of the management controls on investments and adherence to the City's investment policy, (5) restrict reverse repurchase agreements to not more than 90 days and restrict the investment of reverse repurchase agreement funds to no greater than the term of the reverse repurchase agreement, (6) restrict the investment in non-money market mutual funds in the aggregate to no more than 15% of the City's monthly average fund balance, excluding bond proceeds and reserves and other funds held for debt service, (7) require local government investment pools to conform to the new disclosure, rating, net asset value, yield calculation, and advisory board requirements and (8) provide specific investment training for the Treasurer, the Chief Financial Officer (if not the Treasurer) and the Investment Officer.

## **INSURANCE, PENSION PLANS AND DEFERRED COMPENSATION PLANS**

### **Self-Insurance**

The City administers a Self-Insured Retention ("SIR") program within its Risk Management Internal Service Fund in order to deal with potential liabilities. Claims in excess of the self-insured retention amounts are covered through third-party limited-coverage insurance policies. The City is self-insured with excess coverage in these areas: (a) general liability, law enforcement liability, and errors and omissions with a \$50,000 per occurrence retention and a \$2,000,000 per occurrence and a \$4,000,000 policy aggregate limit on coverage, (b) worker's compensation liability with a \$100,000 per occurrence retention and statutory limit on coverage, (c) property loss with \$25,000 per occurrence retention and a \$181,212,315 limit on coverage, (d) automobile liability with a \$50,000 per occurrence retention and a \$1,000,000 per occurrence limit on coverage, and (e) automobile physical damage liability with a \$10,000 retention and an actual cash value or agreed value as a scheduled limit on coverage.

All funds of the City participate in the program and make payments to the Risk Management Fund. As of the end of fiscal year 2015, the loss reserve was \$1,242,630. During fiscal year 2016, there were claims and changes in estimates of \$1,433,536 and claim payments of \$1,090,522. The loss reserve as of the end of fiscal year 2016 was estimated at \$1,585,644. For additional information, see Note 10 to the City's Comprehensive Annual Financial Report for the fiscal year ended September 30, 2016, which is attached hereto as Appendix B.

### **Employee Health Plan**

The City maintains the Employee Health and Disability Fund for employees and dependents, which is self-insured by the City. Revenues are recognized from payroll deductions and from City contributions with long-term disability claims in excess of one year covered through the third-party insurance policies. In addition, excess insurance of up to \$1,000,000 has been obtained for an individual employee's health care claims exceeding \$225,000 and for health claims in the aggregate exceeding \$10,417,291. At September 30, 2016, there was a liability of \$1,038,000 in such fund, which represents estimated claims incurred but not yet reported. For additional information, see Note 10 to the City's Basic Financial Statements for the year ended September 30, 2016, which is attached hereto as Appendix B.

### **Pension and Retirement Fund**

The City provides pension benefits for all eligible employees through a nontraditional, joint contributory, hybrid defined benefit plan administered by Texas Municipal Retirement System ("TMRS"), an agent, multiple-employer public employee retirement system. The City has adopted plan provisions among the options available in the statutes governing TMRS.

Benefits depend upon the sum of the employee's contributions to the plan, with interest, and the City-financed monetary credits, with interest. At the date the plan began, the City granted monetary credits for service rendered before the plan began of a theoretical amount equal to two times what would have been contributed by the employee, with interest, prior to establishment of the plan. Monetary credits for service since the plan began are 200% of the employee's accumulated contributions and are only payable in the form of an annuity.

Beginning in 1993, the City granted on an annually repeating (automatic) basis a monetary credit referred to as an updated service credit ("USC") which is a theoretical amount which takes into account salary increases or plan improvements. If at any time during their career an employee earns a USC this amount remains in their account earning interest at 5% until retirement. At retirement, the benefit is calculated as if the sum of the employee's accumulated contributions with interest and the employer match plus employer-financed monetary credits, such as USC, with interest were used to purchase an annuity. Additionally, initiated in 1993, the City provided on an annually repeating (automatic) basis cost of living adjustments (COLA) for retirees equal to a percentage of the change in the consumer price index ("CPI").

The City adopted various benefit reductions effective January 1, 2009, including reducing USC from 100% to 75%, dropping the transfer feature of USC, increasing the amortization period to 40 years, and lifting the applicable statutory maximums. Effective January 1, 2010, the City adopted an additional benefit change reducing the annual COLA for retirees from 70% of the change in CPI to 50%. In addition, a resolution adopted by council allows for additional contributions each year if certain conditions are met.

Summary of plan provisions for the City:

Employee deposit rate	7%
Matching ratio (city to employee)	2 to 1
Years required for vesting	5
Service retirement eligibility	20 years at any age, 5 years at age 60 and above
Updated Service Credit	75% Repeating
Annuity Increases to retirees	50% of CPI Repeating

Under the state law governing TMRS, the actuary annually determines the City contribution rate per TMRS funding policy and per state statutes on a calendar-year basis. Both the employees and the City make contributions monthly. Since the City needs to know its contribution rate in advance for budgetary purposes, there is a one-year delay between the actuarial valuation that serves as basis for the rate and the calendar year when the rate goes into effect (i.e. December 31, 2014 valuation is effective for rates beginning January 1, 2016). If a change in plan provisions is elected by the City, this rate can change. For fiscal year 2016, the City made contributions of 13.95%, which provided for an additional voluntary contribution of 1.50 percentage points over the actuarially required contribution required by GAAP of 12.45% for the months in 2015 and 2.47 percentage points over the actuarially required contribution of 11.48% for the months in 2016.

As of December 31, 2015, the most recent actuarial valuation date, the plan was 93.4% on a funding valuation basis. The actuarial accrued liability for benefits was \$378,581,941, and the actuarial value of assets was \$353,760,083 resulting in an unfunded actuarial accrued liability (“UAAL”) of \$24,821,858. The covered payroll (annual payroll of active employees covered by the plan) was \$53,131,808, and the ratio of the UAAL to the covered payroll was 46.7%. For additional information, see Note 7 to the Basic Financial Statements for the year ended September 30, 2016, in Appendix B herein and 2015 TMRS Comprehensive Annual Financial Report at [www.tmr.org](http://www.tmr.org).

**Other Post-Employment Benefits**

In addition to the TMRS pension benefits, as required by state law and defined by City Policy, the City makes available health care benefits to all employees who retire from the City and who are receiving benefits from a City sponsored retirement program (TMRS, and/or a Section 457 Deferred Compensation Plan) through a single-employer defined benefit healthcare plan. This healthcare plan provides lifetime insurance or until age 65 if eligible for Medicare to eligible retirees, their spouses and dependents through the City’s group health insurance plan, which covers both active and retired members. Benefit provisions are established by management.

Current retirees in the health plan and at retirement, active employees with 20 years or more of service or at 60 years or more of age with five years or more of service on January 1, 2009 are eligible to remain in the health plan at the total blended contribution rate for active and retiree participants (Retiree Health Existing (Closed) Program).

A new Retiree Defined Contribution Program effective January 1, 2009 for active employees with less than 20 years of service or at 60 years or more of age with less than five years of service will require participants to contribute an aged-based full-cost premium if they choose to remain on the City’s healthcare plan upon retirement. In return, the City has begun making scheduled contributions into a Retiree Health Savings plan in the name of each employee who has ten years of service or more. Employees are 50% vested at 15 years of service with the City and 100% vested at 20 years of service.

Current retirees contribute to the Retiree Health Existing (Closed) Program the total blended premium for active and retired participants. The City contribution to the Retiree Health Existing (Closed) Program consists of pay-as-you-go claims in excess of the retiree contributions. Retiree contributions rates for fiscal year 2016 were \$6,253 to \$19,385 per year depending on dependant coverage selected. In fiscal year 2016, total member contributions were \$565,829. The City contributions to the plan for fiscal year 2016, which are also equal to claims paid in excess of premiums collected, were \$248,666. However, based upon a December 31, 2015 actuarial valuation, the City’s total accrued liability for its OPEB plan was \$10,924,699, all of which was unfunded. The covered payroll (annual payroll of active employees covered by the plan) for fiscal year 2016 was \$4,305,052, and the ratio of the unfunded actuarial accrued liability to the covered payroll was 253.8%. For additional information, see Note 13 to the Basic Financial Statements for the year ended September 30, 2016, in Appendix B herein.

**Deferred Compensation Payable**

The City offers its employees a compensation plan created in accordance with Internal Revenue Code Section 457. The Plan is administered by the International City/County Management Association Retirement Corporation. The plan, available to all full-time City employees, permits them to defer a portion of their salary until future years. The deferred compensation is not available to employees until termination, retirement, death, or unforeseeable emergency.

## **RATINGS**

The Bonds are rated “AAA” by S&P Global Ratings, a division of S&P Global Inc., and “AAA” by Fitch Ratings. An explanation of the significance of such ratings may be obtained from the companies furnishing the ratings.

The ratings reflect only the view of such organizations at the time such ratings were given and neither the City, nor the Financial Advisor makes any representation as to the appropriateness of the ratings. There is no assurance that such ratings will continue for any given period of time or that they will not be revised downward or withdrawn entirely by said rating companies, if in the judgment of said rating companies, circumstances so warrant. Any such downward revision or withdrawal of such ratings may have an adverse effect on the market price of the Bonds. A credit rating on a security is not a recommendation to buy, sell or hold such securities and may be subject to revision or withdrawal at any time

## **PENDING LITIGATION**

Various lawsuits pending against the City involve claims relating to general liability, automotive liability, workers’ compensation, civil rights actions, labor and employment, and various contractual matters. In the opinion of the City Attorney, the outcome of the pending litigation will not have a material adverse effect on the City’s financial condition or operations.

## **LEGAL MATTERS**

The City will furnish the Underwriters a complete transcript of proceedings incident to the authorization and issuance of the Bonds, including the unqualified approving legal opinion of the Attorney General of Texas approving the initial Bonds and to the effect that the Bonds are valid and legally binding obligations of the City, and based upon examination of each such transcript of proceedings, the approving legal opinion of Bond Counsel, to like effect and to the effect that the interest on the Bonds will be excludable from gross income for federal income tax purposes under Section 103(a) of the Code, subject to the matters described under “TAX MATTERS” herein, including the alternative minimum tax on corporations. The customary closing papers, including a certificate of the City to the effect that no litigation of any nature has been filed or is then pending to restrain the issuance and delivery of the Bonds, or which would affect the provision made for their payment or security, or in any manner questioning the validity of said Bonds will also be furnished to the Underwriters. In its capacity as Bond Counsel, Norton Rose Fulbright US LLP has reviewed the information in this Official Statement appearing under the captions or subcaptions “THE BONDS”, “TAX RATE LIMITATIONS”, “RECORD DATE FOR INTEREST PAYMENT”, “REGISTRATION, TRANSFER AND EXCHANGE”, “LEGAL MATTERS” (except the last three sentences of the first paragraph thereof), “TAX MATTERS”, “LEGAL INVESTMENTS IN TEXAS”, “REGISTRATION AND QUALIFICATION OF BONDS FOR SALE” and “CONTINUING DISCLOSURE” (except for the subcaption “Compliance with Prior Undertakings”) and such firm is of the opinion that the information contained under such captions is an accurate and fair description of the laws and legal issues addressed therein and, with respect to the Bonds, such information conforms to the Ordinance. The legal fee to be paid Bond Counsel for services rendered in connection with the issuance of the Bonds is contingent on the sale and delivery of the Bonds. The legal opinions will accompany the Bonds deposited with DTC or will be printed on the Bonds in the event of the discontinuance of the Book-Entry-Only System. Certain legal matters will be passed upon for the Underwriters by their counsel, Locke Lord LLP, Dallas, Texas. The legal fees to be paid to counsel to the Underwriters for services rendered in connection with the issuance of the Bonds are contingent on the sale and delivery of the Bonds.

The various legal opinions to be delivered concurrently with the delivery of the Bonds express the professional judgment of the attorneys rendering the opinions as to the legal issues explicitly addressed therein. In rendering a legal opinion an attorney does not become an insurer or guarantor of the expression of professional judgment of the transaction opined upon, or of the future performance of the parties to the transaction, nor does the rendering of an opinion guarantee the outcome of any legal dispute that may arise from the transaction.

## **TAX MATTERS**

### **Tax Exemption**

The delivery of the Bonds is subject to the opinion of Bond Counsel to the effect that interest on the Bonds for federal income tax purposes (1) will be excludable from the gross income, as defined in section 61 of the Internal Revenue Code of 1986, as amended to the date of such opinion (the “Code”), pursuant to section 103 of the Code and existing regulations, published rulings, and court decisions, and (2) will not be included in computing the alternative minimum taxable income of the owners thereof who are individuals or, except as hereinafter described, corporations. The statutes, regulations, rulings, and court decisions on which such opinion is based are subject to change. A form of Bond Counsel’s opinion is reproduced as Appendix C hereto.

Interest on the Bonds owned by a corporation will be included in such corporation’s adjusted current earnings for purposes of calculating the alternative minimum taxable income of such corporation, other than an S corporation, a qualified mutual fund, a real estate investment trust, a real estate mortgage investment conduit or a financial asset securitization investment trust (“FASIT”). A corporation’s alternative minimum taxable income is the basis on which the alternative minimum tax imposed by Section 55 of the Code will be computed.

In rendering the foregoing opinion, Bond Counsel will rely upon representations and certifications of the City made in a certificate dated the date of delivery of the Bonds pertaining to the use, expenditure, and investment of the proceeds of the Bonds and will assume continuing compliance by the City with the provisions of the Ordinance subsequent to the issuance of the Bonds. The Ordinance contains covenants by the City with respect to, among other matters, the use of the proceeds of the Bonds and the facilities financed therewith by persons other than state or local governmental units, the manner in which the proceeds of such Bonds are to be invested, the periodic calculation and payment to the United States Treasury of arbitrage "profits" from the investment of proceeds, and the reporting of certain information to the United States Treasury. Failure to comply with any such covenants may cause interest on the Bonds to be includable in the gross income of the owners thereof from the date of the issuance of the Bonds.

Bond Counsel's opinion is not a guarantee of a result, but represents its legal judgment based upon its review of existing statutes, regulations, published rulings and court decisions and the representations and covenants of the City described above. No ruling has been sought from the Internal Revenue Service (the "IRS") with respect to the matters addressed in the opinion of Bond Counsel, and Bond Counsel's opinion is not binding on the IRS. The IRS has an ongoing program of auditing the tax-exempt status of the interest on tax-exempt obligations. If an audit of the Bonds is commenced, under current procedures the IRS is likely to treat the City as the "taxpayer", and the owners of the Bonds would have no right to participate in the audit process. In responding to or defending an audit of the tax-exempt status of the interest on the Bonds, the City may have different or conflicting interests from the owners of the Bonds. Public awareness of any future audit of the Bonds could adversely affect the value and liquidity of the Bonds during the pendency of the audit, regardless of its ultimate outcome.

Except as described above, Bond Counsel will express no other opinion with respect to any other federal, state, or local tax consequences under present law, or proposed legislation, resulting from the receipt or accrual of interest on, or the acquisition or disposition of, the Bonds. Prospective purchasers of the Bonds should be aware that the ownership of tax-exempt obligations such as the Bonds may result in collateral federal tax consequences to, among others, financial institutions, property and casualty insurance companies, life insurance companies, certain foreign corporations doing business in the United States, S corporations with subchapter C earnings and profits, individual recipients of Social Security or Railroad Retirement benefits, individuals otherwise qualifying for the earned income tax credit, owners of an interest in a FASIT, and taxpayers who may be deemed to have incurred or continued indebtedness to purchase or carry, or who have paid or incurred certain expenses allocable to, tax-exempt obligations. Prospective purchasers should consult their own tax advisors as to the applicability of these consequences to their particular circumstances.

Existing law may change to reduce or eliminate the benefit to bondholders of the exclusion of interest on the Bonds from gross income for federal income tax purposes. Any proposed legislation or administrative action, whether or not taken, could also affect the value and marketability of the Bonds. Prospective purchasers of the Bonds should consult with their own tax advisors with respect to any proposed or future changes in tax law.

### **Tax Accounting Treatment of Discount and Premium on Certain Bonds**

The initial public offering price of certain Bonds (the "Discount Bonds") may be less than the amount payable on such Bonds at maturity. An amount equal to the difference between the initial public offering price of a Discount Bond (assuming that a substantial amount of the Discount Bonds of that maturity are sold to the public at such price) and the amount payable at maturity constitutes original issue discount to the initial purchaser of such Discount Bond. A portion of such original issue discount allocable to the holding period of such Discount Bond by the initial purchaser will upon the disposition of such Discount Bond (including by reason of its payment at maturity), be treated as interest excludable from gross income, rather than as taxable gain, for federal income tax purposes, on the same terms and conditions as those for other interest on the Bonds described above under "Tax Exemption." Such interest is considered to be accrued actuarially in accordance with the constant interest method over the life of a Discount Bond, taking into account the semiannual compounding of accrued interest, at the yield to maturity on such Discount Bond and generally will be allocated to an initial purchaser in a different amount from the amount of the payment denominated as interest actually received by the initial purchaser during the tax year.

However, such interest may be required to be taken into account in determining the alternative minimum taxable income of a corporation for purposes of calculating a corporation's alternative minimum tax imposed by Section 55 of the Code and the amount of the branch profits tax applicable to certain foreign corporations doing business in the United States, even though there will not be a corresponding cash payment. In addition, the accrual of such interest may result in certain other collateral federal income tax consequences to, among others, financial institutions, life insurance companies, property and casualty insurance companies, S corporations with subchapter C earnings and profits, individual recipients of Social Security or Railroad Retirement benefits, individuals otherwise qualifying for the earned income tax credit, owners of an interest in a FASIT, and taxpayers who may have been deemed to have incurred or continued indebtedness to purchase or carry, or who have paid or incurred certain expenses allocable to, tax-exempt bonds. Moreover, in the event of the redemption sale or other taxable disposition of a Discount Bond by the initial owner prior to maturity, the amount realized by such owner in excess of the basis of such Discount Bond in the hands of such owner (adjusted upward by the portion of the original issue discount allocable to the period for which such Discount Bond was held) is includable in gross income.

Owners of Discount Bonds should consult with their own tax advisors with respect to the determination of accrued original issue discount on Discount Bonds for federal income tax purposes and with respect to the state and local tax consequences of owning and disposing of Discount Bonds. It is possible that, under applicable provisions governing determination of state and local income

taxes, accrued interest on Discount Bonds may be deemed to be received in the year of accrual even though there will not be a corresponding cash payment.

The initial public offering price of certain Bonds (the “Premium Bonds”) may be greater than the amount payable on such Bonds at maturity. An amount equal to the difference between the initial public offering price of a Premium Bond (assuming that a substantial amount of the Premium Bonds of that maturity are sold to the public at such price) and the amount payable at maturity constitutes premium to the initial purchaser of such Premium Bond. The basis for federal income tax purposes of such Premium Bond in the hands of such initial purchaser must be reduced each year by the amortizable premium, although no federal income tax deduction is allowed as a result of such reduction in basis for amortizable bond premium. Such reduction in basis will increase the amount of any gain (or decrease the amount of any loss) to be recognized for federal income tax purposes upon a sale or other taxable disposition of a Premium Bond. The amount of premium which is amortizable each year by an initial purchaser is determined by using such purchaser’s yield to maturity.

Purchasers of the Premium Bonds should consult with their own tax advisors with respect to the determination of amortizable bond premium on Premium Bonds for federal income tax purposes and with respect to the state and local tax consequences of owning and disposing of Premium Bonds.

### **LEGAL INVESTMENTS IN TEXAS**

Section 1201.041 of the Public Security Procedures Act (Chapter 1201, Texas Government Code) provides that the Bonds are (i) negotiable instruments, (ii) an investment security to which Chapter 8, Texas Business and Commerce Code applies and (iii) legal and authorized investments for insurance companies, fiduciaries, and trustees, and for the sinking funds of municipalities or other political subdivisions or public agencies of the State of Texas. With respect to investment in the Bonds by municipalities or other political subdivisions or public agencies of the State of Texas, the Public Funds Investment Act, Chapter 2256, Texas Government Code, requires that the Bonds be assigned a rating of not less than “A” or its equivalent as to investment quality by a national rating agency. See “RATINGS” herein. In addition, various provisions of the Texas Finance Code provide that, subject to a prudent investor standard, the Bonds are legal investments for state banks, savings banks, trust companies with a capital of one million dollars or more, and savings and loan associations. The Bonds are eligible to secure deposits of any public funds of the State, its agencies, and its political subdivisions, and are a legal security for those deposits to the extent of their market value. No review by the City has been made of the laws in other states to determine whether the Bonds are legal investments for various institutions in those states.

### **REGISTRATION AND QUALIFICATION OF BONDS FOR SALE**

The sale of the Bonds has not been registered under the Federal Securities Act of 1933, as amended, in reliance upon the exemption provided thereunder by Section 3(a)(2); and the Bonds have not been qualified under the Securities Act of Texas in reliance upon various exemptions contained therein; nor have the Bonds been qualified under the Securities Act of any jurisdiction. The City assumes no responsibility for qualification of the Bonds under the securities laws of any jurisdiction in which the Bonds may be sold, assigned, pledged, hypothecated or otherwise transferred. This disclaimer of responsibility for qualification for sale or other disposition of the Bonds shall not be construed as an interpretation of any kind with regard to the availability of any exemption from securities registration provisions.

### **AUTHENTICITY OF FINANCIAL DATA AND OTHER INFORMATION**

The financial data and other information contained herein have been obtained from the City’s records, audited financial statements and other sources, which are believed to be reliable. There is no guarantee that any of the assumptions or estimates and unaudited information contained herein will be realized. All of the summaries of the statutes, documents and ordinances contained in this Official Statement are made subject to all of the provisions of such statutes, documents and ordinances. These summaries do not purport to be complete statements of such provisions and reference is made to such documents for further information. Reference is made to original documents in all respects.

### **FORWARD-LOOKING STATEMENTS**

The statements contained in this Official Statement, and in any other information provided by the City, that are not purely historical, are forward-looking statements, including statements regarding the City’s expectations, hopes, intentions, or strategies regarding the future. Readers should not place undue reliance on forward-looking statements. All forward-looking statements included in this Official Statement are based on information available to the City on the date hereof, and the City assumes no obligation to update any such forward-looking statements. The City’s actual results could differ materially from those discussed in such forward-looking statements.

The forward-looking statements included herein are necessarily based on various assumptions and estimates and are inherently subject to various risks and uncertainties, including risks and uncertainties relating to the possible invalidity of the underlying assumptions and estimates and possible changes or developments in social, economic, business, industry, market, legal, and regulatory circumstances and conditions and actions taken or omitted to be taken by third parties, including customers, suppliers, business partners and competitors, and legislative, judicial, and other governmental authorities and officials. Assumptions related to the foregoing involve judgments with respect to, among other things, future economic, competitive, and market conditions and

future business decisions, all of which are difficult or impossible to predict accurately and many of which are beyond the control of the City. Any of such assumptions could be inaccurate and, therefore, there can be no assurance that the forward-looking statements included in this Official Statement will prove to be accurate.

### **UNDERWRITING**

The Underwriters have agreed, subject to certain conditions, to purchase the Bonds from the City at a price equal to the initial offering prices as shown on the inside cover of this Official Statement, at an underwriting discount of \$111,597.75.

The Underwriters will be obligated to purchase all of the Bonds if any of the Bonds are purchased. The Bonds to be offered to the public may be offered and sold to certain dealers (including the Underwriters and other dealers depositing Bonds into investment trusts) at prices lower than the public offering prices of such Bonds and such public offering prices may be changed, from time to time, by the Underwriters.

The Underwriters have provided the following sentence for inclusion in this Official Statement. The Underwriters have reviewed the information in this Official Statement in accordance with, and as part of, their responsibilities to investors under federal securities laws as applied to the facts and circumstances of this transaction, but the Underwriters do not guarantee the accuracy or completeness of such information.

In the ordinary course of their various business activities, the Underwriters and their respective affiliates may make or hold a broad array of investments and actively trade debt and equity securities (or related derivative securities) and financial instruments (which may include bank loans and/or credit default swaps) for their own account and for the accounts of their customers and may at any time hold long and short positions in such securities and instruments. Such investment and securities activities may involve securities and instruments of the City.

### **FINANCIAL ADVISOR**

RBC Capital Markets, LLC is employed as Financial Advisor to the City in connection with the issuance of the Bonds. The Financial Advisor's fee for services rendered with respect to the sale of the Bonds is contingent upon the issuance and delivery of the Bonds. The Financial Advisor has not independently verified any of the data contained herein or conducted a detailed investigation of the affairs of the City to determine the accuracy or completeness of this Official Statement.

### **CONTINUING DISCLOSURE**

In the Ordinance, the City will make the following agreements for the benefit of the holders and beneficial owners of the Bonds. The City is required to observe the agreements for so long as it remains obligated to advance funds to pay the Bonds. Under the agreements, the City will be obligated to provide certain updated financial information and operating data annually, and timely notice of specified material events, to the Municipal Securities Rulemaking Board ("MSRB"). This information will be available free of charge via the Electronic Municipal Market Access ("EMMA") system at [www.emma.msrb.org](http://www.emma.msrb.org).

#### **Annual Reports**

The City shall provide annually to the MSRB, (1) within six months after the end of each fiscal year of the City ending in or after 2017, financial information and operating data with respect to the City of the general type included in this Official Statement in Appendix A, other than the table related to Estimated Overlapping Bond Debt Payable from Ad Valorem Taxes, and (2) if not provided as part such financial information and operating data, audited financial statements of the City, when and if available. Any financial statements to be provided shall be (i) prepared in accordance with the accounting principles described in Appendix B hereto or such other accounting principles as the City may be required to employ from time to time pursuant to state law or regulation, and in substantially the form included in the Official Statement, and (ii) audited, if the City commissions an audit of such financial statements and the audit is completed within the period during which they must be provided. If the audit of such financial statements is not complete within 12 months after any such fiscal year end, then the City shall file unaudited financial statements within such 12-month period and audited financial statements for the applicable fiscal year, when and if the audit report on such statements becomes available.

The City's current fiscal year end is September 30. Accordingly, it must provide updated information by March 31 in each year, unless the City changes its fiscal year. If the City changes its fiscal year, it will notify the MSRB via EMMA.

*[The remainder of page left blank intentionally.]*

## **Notice of Certain Events**

The City will also provide timely notices of certain events to the MSRB. The City will provide notice of any of the following events with respect to the Bonds to the MSRB in a timely manner (but not in excess of ten business days after the occurrence of the event): (1) principal and interest payment delinquencies; (2) non-payment related defaults, if material; (3) unscheduled draws on debt service reserves reflecting financial difficulties; (4) unscheduled draws on credit enhancements reflecting financial difficulties; (5) substitution of credit or liquidity providers, or their failure to perform; (6) adverse tax opinions, the issuance by the Internal Revenue Service of proposed or final determinations of taxability, Notices of Proposed Issue (IRS Form 5701-TEB), or other material notices or determinations with respect to the tax status of the Bonds, or other material events affecting the tax status of the Bonds; (7) modifications to rights of holders of the Bonds, if material; (8) Bond calls, if material, and tender offers; (9) defeasances; (10) release, substitution, or sale of property securing repayment of the Bonds, if material; (11) rating changes; (12) bankruptcy, insolvency, receivership, or similar event of the City, which shall occur as described below; (13) the consummation of a merger, consolidation, or acquisition involving the City or the sale of all or substantially all of its assets, other than in the ordinary course of business, the entry into of a definitive agreement to undertake such an action or the termination of a definitive agreement relating to any such actions, other than pursuant to its terms, if material; and (14) appointment of a successor or additional trustee or the change of name of a trustee, if material. In addition, the City will provide timely notice of any failure by the City to provide annual financial information in accordance with their agreement described above under "Annual Reports".

For these purposes, any event described in (12) in the immediately preceding paragraph is considered to occur when any of the following occur: the appointment of a receiver, fiscal agent, or similar officer for the City in a proceeding under the United States Bankruptcy Code or in any other proceeding under state or federal law in which a court or governmental authority has assumed jurisdiction over substantially all of the assets or business of the City, or if such jurisdiction has been assumed by leaving the existing governing body and officials or officers in possession but subject to the supervision and orders of a court or governmental authority, or the entry of an order confirming a plan of reorganization, arrangement, or liquidation by a court or governmental authority having supervision or jurisdiction over substantially all of the assets or business of the City.

## **Availability of Information**

The City has agreed to provide the foregoing information only as described above. The information will be available free of charge via the EMMA system at [www.emma.msrb.org](http://www.emma.msrb.org).

## **Limitations and Amendments**

The City has agreed to update information and to provide notices of material events only as described above. The City has not agreed to provide other information that may be relevant or material to a complete presentation of its financial results of operations, condition, or prospects or agreed to update any information that is provided, except as described above. The City makes no representation or warranty concerning such information or concerning its usefulness to a decision to invest or sell Bonds at any future date. The City disclaims any contractual or tort liability for damages resulting in whole or in part from any breach of its continuing disclosure agreement or from any statement made pursuant to its agreement, although holders of Bonds may seek a writ of mandamus to compel the City to comply with its agreement.

The City may amend its continuing disclosure agreement from time to time to adapt to changed circumstances that arise from a change in legal requirements, a change in law, or a change in the identity, nature, status, or type of operations of the City, if (i) the agreement, as amended, would have permitted an underwriter to purchase or sell Bonds in the offering described herein in compliance with the Rule, taking into account any amendments or interpretations of the rule to the date of such amendment, as well as such changed circumstances, and (ii) either (a) the holders of a majority in aggregate principal amount of the outstanding Bonds consent to the amendment or (b) any person unaffiliated with the City (such as nationally recognized bond counsel) determines that the amendment will not materially impair the interests of the holders and beneficial owners of the Bonds. The City may also amend or repeal the provisions of this continuing disclosure agreement if the SEC amends or repeals the applicable provisions of the SEC Rule 15c2-12 or a court of final jurisdiction enters judgment that such provisions of the SEC Rule 15c2-12 are invalid, but only if and to the extent that the provisions of this sentence would not prevent an underwriter from lawfully purchasing or selling Bonds in the primary offering of the Bonds. If the City so amends the agreement, it has agreed to include with the next financial information and operating data provided in accordance with its agreement described above under "Annual Reports" an explanation, in narrative form, of the reasons for the amendment and of the impact of any change in the type of financial information and operating data so provided.

## **Compliance with Prior Undertakings**

During the last five years, the City has complied in all material respects with all continuing disclosure agreements made by it in accordance with SEC Rule 15c2-12.



**CONCLUDING STATEMENT**

This Official Statement has been prepared under the direction of the City Council of the City by City Staff. The Pricing Certificate approved the Official Statement and authorized its use and distribution by the Underwriters in connection with their offering of the Bonds.

*Claudia Gallegos*

---

Pricing Officer

**APPENDIX A**  
**GENERAL FINANCIAL TABLES**

**TABLE 1**  
**TAX AND DEBT FINANCIAL INFORMATION**

<b>2016/17</b>	<b>Appraised Value of Taxable Property<sup>(1)</sup></b>	<b>\$ 15,088,266,215</b>
Less Exemptions:		
	Agricultural Land Use	\$ 72,420,406
	Homestead	1,103,696,334
	Disabled Veterans	17,411,058
	Over 65	390,161,448
	Disabled Persons	21,183,488
	Totally Exempt	858,741,677
	Freeport	505,323,258
	Capped Value	163,333,474
	Low Income Housing	11,138,500
	Other Exemptions	<u>649,733</u>
	Total Exemptions	<u>3,144,059,376</u>
<b>2016/17</b>	<b>Taxable Valuation<sup>(1)</sup></b>	<b><u><u>\$ 11,944,206,839</u></u></b>
 <b>Gross General Obligation Bonded Debt as of April 1, 2017</b>		
	General Purpose Bonds and Certificates (par value only)	\$ 165,015,000
	Plus: The Bonds	<u>19,550,000</u>
	Total Gross Debt	\$ 184,565,000
	Less: General Obligation Interest and Sinking Fund Balance as of 09/30/2016	<u>(4,691,760)</u>
	<b>Net General Obligation Bonded Debt</b>	<b><u><u>\$ 179,873,240</u></u></b>
 Ratio of Gross General Obligation Bonded Debt to 2016/17 Taxable Valuation <span style="float: right;">1.55%</span>		
Ratio of Net General Obligation Bonded Debt to 2016/17 Taxable Valuation <span style="float: right;">1.51%</span>		

2010 Census Population - 119,097  
2016 Estimated Population - 127,980  
Per Capita Taxable Valuation - \$93,329  
Per Capita Gross General Obligation Bonded Debt - \$1,442  
Per Capita Net General Obligation Bonded Debt - \$1,405

<sup>(1)</sup> Certified tax roll provided by the Dallas Central, Denton Central and Collin Central Appraisal Districts (the "Appraisal Districts") in July 2016 (Fiscal year 2017). State law requires that a "certified" tax roll be submitted to the City by July 25 of each year. The certified roll is the official tax value for the fiscal year, although it is subject to change as supplemental information is reported to the City by the Appraisal Districts throughout the year. The City used a taxable valuation of \$12,073,308,147 in its 2016/17 budget which includes an increase of \$129,101,308 for estimated valuation on property under protest less the incremental value assigned to the City's Tax Increment Reinvestment Zone.

Source: City of Carrollton

**TABLE 2**  
**VALUATION AND FUNDED DEBT HISTORY**

<b><u>Fiscal Period</u></b>	<b><u>Taxable Valuation</u></b> <sup>(1)</sup>	<b><u>% Valuation Increase/Decrease Over Prior Year (100% of Market Value Basis)</u></b>	<b><u>Funded Debt Outstanding at Year End</u></b>	<b><u>Ratio Funded Debt to Taxable Valuation %</u></b>
2007/08	\$ 9,291,057,815	9.41 %	\$145,960,000 <sup>(2)</sup>	1.57 %
2008/09	9,086,431,988	(2.20)	161,860,000 <sup>(2)</sup>	1.78
2009/10	9,203,400,425	1.29	167,165,000 <sup>(2)</sup>	1.82
2010/11	8,906,668,661	(3.22)	170,490,000 <sup>(2)</sup>	1.91
2011/12	8,897,348,983	(0.10)	157,100,000 <sup>(2)</sup>	1.77
2012/13	9,098,799,667	2.26	154,315,000 <sup>(2)</sup>	1.70
2013/14	9,556,642,945	5.03	161,780,000 <sup>(2)</sup>	1.69
2014/15	10,280,594,071	7.58	162,600,000 <sup>(2)</sup>	1.58
2015/16	11,086,019,064	7.83	165,015,000 <sup>(2)</sup>	1.49
2016/17	11,944,206,839	7.74	170,030,000 <sup>(3)</sup>	1.42

<sup>(1)</sup> Taxable Valuation based on initial Certified Tax Values. Amounts do not include disputed property values at time of tax roll certification.

<sup>(2)</sup> Amount reflects outstanding debt at par only at fiscal year end.

<sup>(3)</sup> Includes the Bonds at par. Amount reflects outstanding debt at par only.

**TABLE 3**  
**TOTAL TAXABLE VALUATION BY CATEGORY**<sup>(1)</sup>

<b><u>Fiscal Year</u></b>	<b><u>Real Property</u></b>		<b><u>Personal &amp; Other Property</u></b>		<b><u>Total Taxable Valuation</u></b>
	<b><u>Taxable Valuation</u></b>	<b><u>% of Total</u></b>	<b><u>Taxable Valuation</u></b>	<b><u>% of Total</u></b>	
2007/08	\$ 7,559,613,508	81 %	\$ 1,731,444,307	19 %	\$ 9,291,057,815
2008/09	7,426,041,202	82	1,660,390,786	18	9,086,431,988
2009/10	7,561,599,599	82	1,641,800,826	18	9,203,400,425
2010/11	7,280,575,560	82	1,626,093,101	18	8,906,668,661
2011/12	7,246,439,535	81	1,650,909,448	19	8,897,348,983
2012/13	7,301,613,573	80	1,797,186,094	20	9,098,799,667
2013/14	7,617,660,597	80	1,938,982,348	20	9,556,642,945
2014/15	8,257,175,594	80	2,023,418,477	20	10,280,594,071
2015/16	8,943,251,454	81	2,142,767,610	19	11,086,019,064
2016/17	9,676,011,654	81	2,268,195,185	19	11,944,206,839

<sup>(1)</sup> Source: Dallas Central Appraisal District for fiscal year 2007/08 and from Dallas Central, Denton Central and Collin Central Appraisal Districts in fiscal years 2008/09 and later.

**TABLE 4**  
**TOTAL APPRAISED VALUATION BY CATEGORY<sup>(1)</sup>**

<b>Property Use Category</b>	<b>Fiscal Years Ending September 30,</b>				
	<b>Tax Year 2016</b>	<b>Tax Year 2015</b>	<b>Tax Year 2014</b>	<b>Tax Year 2013</b>	<b>Tax Year 2012</b>
Real, Residential, Single Family, and Mobile Homes Real Residential, Multiple Family	\$ 7,051,127,518	\$ 6,269,937,367	\$ 5,721,942,087	\$ 5,338,349,776	\$ 5,254,431,497
Real, Vacant Lots/Tracts	1,194,816,308	1,084,309,737	1,015,906,272	827,684,090	746,753,407
Real, Acreage (Land Only)	175,258,889	189,856,391	169,407,783	108,113,113	105,613,486
Real, Commercial, Industrial and Utilities	72,854,919	59,168,392	64,516,154	69,844,568	88,673,040
Tangible Personal, Commercial Industrial and Utilities	3,065,605,106	2,862,103,364	2,680,156,886	2,577,426,212	2,414,256,568
Tangible Personal, Special Inv. Other	2,787,652,467	2,571,132,212	2,427,195,971	2,355,111,781	2,213,250,756
	<u>52,925,440</u>	<u>45,021,244</u>	<u>42,505,979</u>	<u>40,776,009</u>	<u>37,355,798</u>
Total Appraised Valuation <sup>(2)</sup>	<u>\$ 14,400,240,647</u>	<u>\$ 13,081,528,707</u>	<u>\$ 12,121,631,132</u>	<u>\$ 11,317,305,549</u>	<u>\$ 10,860,334,552</u>

<sup>(1)</sup> The Total Appraised Valuation consists of the market valuation of all property within the City, before exemptions, and is determined by the Dallas, Denton and Collin Appraisal Districts each July for the preparation of the "City Report of Property Value" which is submitted to the Texas State Comptroller. Certain items of classification have been combined in order to provide a consistent basis of comparison with the presentation from prior years.

<sup>(2)</sup> Represents gross values, prior to exemptions.

Source: Appraisal District.

**TABLE 5**  
**PERCENTAGE TOTAL APPRAISED VALUATION BY USE CATEGORY**

<b>Property Use Category</b>	<b>Fiscal Years Ending September 30,</b>				
	<b>2016</b>	<b>2015</b>	<b>2014</b>	<b>2013</b>	<b>2012</b>
Real Property					
Single-Family Residential	48.9%	47.9%	47.2%	47.2%	48.4%
Multi-Family Residential	8.3%	8.3%	8.4%	7.3%	6.9%
Vacant Lots/Tracts	1.2%	1.5%	1.4%	1.0%	1.0%
Acreage-Land Only	0.5%	0.5%	0.5%	0.6%	0.8%
Commercial, Industrial, and Utilities	21.3%	21.9%	22.1%	22.8%	22.2%
Tangible Personal Property					
Commercial, Industrial, and Utilities	19.4%	19.7%	20.0%	20.8%	20.4%
Other	<u>0.4%</u>	<u>0.3%</u>	<u>0.4%</u>	<u>0.4%</u>	<u>0.3%</u>
Total	<u>100.0%</u>	<u>100.0%</u>	<u>100.0%</u>	<u>100.0%</u>	<u>100.0%</u>

**TABLE 6**  
**PROPERTY TAX RATES, LEVIES AND COLLECTIONS**  
 (Year Ended 9-30)

<u>Fiscal Year</u>	<u>Tax Rate Distribution</u>			<u>Tax Levy for Fiscal Year</u>	<u>Percent of Current Collections</u>	<u>Percent of Total Collections</u>
	<u>Total Tax Rate</u>	<u>Operating/General Fund</u>	<u>Interest and Sinking Fund</u>			
2007/08 <sup>(1)</sup>	\$0.6179	\$0.4391	\$0.1787	\$ 56,805,798	99.25 %	99.85 %
2008/09 <sup>(1)</sup>	0.6179	0.4321	0.1858	58,363,430	99.14 %	99.91 %
2009/10 <sup>(1)</sup>	0.6179	0.4157	0.2022	56,885,910	99.45 %	99.89 %
2010/11 <sup>(1)</sup>	0.6178	0.4062	0.2116	55,357,843	99.24 %	99.93 %
2011/12 <sup>(1)</sup>	0.6179	0.3985	0.2194	55,519,952	99.29 %	99.74 %
2012/13 <sup>(1)</sup>	0.6179	0.4119	0.2060	56,433,309	99.26 %	99.75 %
2013/14 <sup>(1)</sup>	0.6179	0.4144	0.2034	58,939,623	99.68 %	99.82 %
2014/15 <sup>(1)</sup>	0.6154	0.4174	0.1980	62,754,535	99.60 %	99.70 %
2015/16 <sup>(1)</sup>	0.6129	0.4201	0.1928	68,039,266	99.49 %	99.49 %
2016/17 <sup>(2)</sup>	0.6037	0.4258	0.1779	73,816,056	76.20 %	76.20 %

Source: City of Carrollton.

<sup>(1)</sup> Adjusted Tax Levy and Collections at 2015-16 Fiscal Year End.

<sup>(2)</sup> Adjusted Tax Levy and Collections as of January 31, 2017.

**TABLE 7**  
**ESTIMATED OVERLAPPING BOND DEBT PAYABLE FROM AD VALOREM TAXES**

Expenditures of the various taxing bodies within the territory of the City are paid out of ad valorem taxes levied by these taxing bodies on property within the City. These political taxing bodies are independent of the City and may incur borrowing to finance their expenditures. The following statement of direct and estimated overlapping ad valorem tax bonds ("Tax Debt") was developed from information contained in the report on each entity in "Texas Municipal Reports" published by the Municipal Advisory Council of Texas and from the political subdivisions. Except for the amounts relating to the City, the City has not independently verified the accuracy or completeness of such information, and no person should rely upon such information as being accurate or complete. Furthermore, entities may have programs requiring the future issuance of substantial amounts of additional Tax Debt, the amount of which cannot be determined. The following table reflects the estimated share of overlapping funded Tax Debt of these various taxing bodies.

	<b>General Obligation Bond Debt Total</b>	<b>Estimated % Overlapping<sup>(1)</sup></b>	<b>Overlapping General Obligation Bond Debt</b>
Carrollton-Farmers Branch			
Independent School District	\$ 244,625,000	37.15%	\$ 90,878,188
Collin County	395,590,000	0.05%	197,795
Collin County Community College District	16,910,000	0.05%	8,455
Coppell Independent School District	288,134,166	0.04%	115,254
Dallas County	227,980,000	2.66%	6,064,268
Dallas County Community College District	294,050,000	2.66%	7,821,730
Dallas County Hospital District	718,480,000	2.66%	19,111,568
Dallas County Schools	50,405,000	2.66%	1,340,773
Dallas Independent School District	3,013,520,000	0.97%	29,231,144
Denton County	608,895,000	8.68%	52,852,086
Lewisville Independent School District	1,086,640,601	14.13%	153,542,317
Plano Independent School District	1,000,470,000	0.14%	1,400,658
Valwood Improvement Authority	15,032,760	55.32%	8,316,123
Total estimated overlapping bonded debt			<u>\$ 370,880,358</u>
<b>City of Carrollton</b>	<b>\$ 184,565,000 <sup>(2)</sup></b>	<b>100.00%</b>	<b><u>\$ 184,565,000</u></b>
Total direct and estimated overlapping bonded debt			<u><u>\$ 555,445,358</u></u>
Ratio, direct and estimated overlapping debt to 2016/17 assessed valuation <sup>(3)</sup>			<u><u>4.65%</u></u>
Per capita direct and estimated overlapping bonded debt <sup>(4)</sup>			<u><u>\$ 4,340</u></u>

<sup>(1)</sup> Source: Taxing jurisdictions, appraisal districts and latest publication of the Municipal Advisory Council of Texas.

<sup>(2)</sup> Includes the Bonds.

<sup>(3)</sup> Based upon 2016/17 Certified Taxable Assessed Valuation of \$11,944,206,839.

<sup>(4)</sup> Based upon an estimated population provided by the North Central Texas Council of Governments of 127,980

**TABLE 8  
TOP TEN TAXPAYERS  
(Fiscal Year 2017)**

<u>Name</u>	<u>Nature of Property</u>	<u>Taxable Value<sup>(1)</sup></u>	<u>% of Total Taxable Value</u>
Bella Vida Gardens Associates LLC	Apartments	\$ 63,627,083	0.53%
Mansions at Sunset Ridge Partners LP	Apartments	60,656,583	0.51%
Halliburton Energy Services	Manufacturing	56,934,898	0.48%
Cyrus One LLC	Technology	53,607,100	0.45%
Ari-International Business Park	Real Estate	49,600,000	0.42%
JPMorgan Chase Bank NA	Finance	49,568,750	0.42%
Carrollton Park Apartments of North Dallas	Apartments	48,574,877	0.41%
Texas Dugan Ltd.	Real Estate	46,852,701	0.39%
Oncor Electric Delivery	Real Estate	41,022,000	0.34%
Avenues at Carrollton	Apartments	40,990,600	0.34%
<b>Total</b>		<b>\$ 511,434,592</b>	<b>4.29%</b>

<sup>(1)</sup>Total taxable value including real and personal property is \$11,944,206,839.

Source: Dallas and Denton County Tax Offices, City Report of Property Value, Tax Year 2016 (Fiscal Year 2017).

**TABLE 9  
DEBT SERVICE FUND MANAGEMENT INDEX**

General Obligation Debt Service Requirements, Fiscal Year Ending 9/30/17		\$ 21,460,273 <sup>(1)</sup>
Debt Service Fund, All General Obligation Issues as of 9/30/16	\$ 4,691,760	
Budget for Fiscal Year 2016/17 Debt Service Fund Tax Levy @ 98.5% Collection	21,157,785	<u>25,849,545</u>
Estimated Surplus, Fiscal Year Ending 9/30/17.		<u>\$ 4,389,272</u>

<sup>(1)</sup>Includes the Bonds.

**TABLE 10  
TAX ADEQUACY WITH RESPECT  
TO THE CITY'S OUTSTANDING TAX SUPPORTED GENERAL OBLIGATION BONDS**

Principal and Interest Requirements, Fiscal Year Ending September 30, 2017 <sup>(1)</sup>	\$ 21,460,273
\$0.177913 Tax Rate @ 98.5% Collection Produces <sup>(2)</sup>	21,157,785

<sup>(1)</sup>Includes the Bonds.

<sup>(2)</sup> Calculation based on 2016/17 taxable value of \$12,073,308,147 which is calculated as: certified taxable value of \$11,944,206,839 plus estimated valuation of property under protest of \$171,638,660 less the incremental value assigned to the City's Tax Increment Reinvestment Zone of \$42,537,352.



**TABLE 11**  
**MUNICIPAL SALES TAX**

The City has adopted the provision of V.T.C.A., Tax Code, Chapter 321, as amended, which grants the City the power to impose and levy a 1% Local Sales and Use Tax within the City. The proceeds are credited to the General Fund and may not be pledged to debt service and are not pledged to the payment of the Bonds. Collections and enforcement are effected through the offices of the Comptroller of Public Accounts, State of Texas, who remits the proceeds of the tax, after deduction of a 2% service fee, to the City monthly.

<b><u>Fiscal Year</u></b> <b><u>Ended 9/30</u></b>	<b><u>Total</u></b> <b><u>Collected</u></b>	<b><u>Percentage of</u></b> <b><u>Ad Valorem</u></b> <b><u>Tax Levy</u></b>	<b><u>Equivalent of</u></b> <b><u>Ad Valorem</u></b> <b><u>Tax Rate</u></b>	<b><u>Per Capita</u></b>
2007	\$ 22,021,647	41.75 <sup>(1)</sup>	\$ 0.26 <sup>(1)</sup>	\$ 183.28
2008	21,474,564	38.51 <sup>(1)</sup>	0.24 <sup>(1)</sup>	178.13
2009	21,041,211	39.17 <sup>(1)</sup>	0.24 <sup>(1)</sup>	173.97
2010	19,947,850	35.90 <sup>(1)</sup>	0.22 <sup>(1)</sup>	163.37
2011	21,460,288	39.99 <sup>(1)</sup>	0.25 <sup>(1)</sup>	179.78
2012	24,100,500	43.99 <sup>(1)</sup>	0.27 <sup>(1)</sup>	198.93
2013	25,480,560	44.60 <sup>(1)</sup>	0.28 <sup>(1)</sup>	208.38
2014	27,491,706	45.05 <sup>(1)</sup>	0.28 <sup>(1)</sup>	220.99
2015	31,146,385	47.81 <sup>(1)</sup>	0.29 <sup>(1)</sup>	248.67
2016	34,553,336	48.13 <sup>(1)</sup>	0.29 <sup>(1)</sup>	269.99 <sup>(2)</sup>

<sup>(1)</sup> Based on 98% collection rate of the total tax levy used for budget proposes through Fiscal Year 2016. Estimated collection rate increased to 98.5% beginning in Fiscal Year 2017.

<sup>(2)</sup> Based on estimated population of 127,980 as of September 30, 2016.

Note: The total sales and use tax rate in the City is 8 1/4%, of which 1% is imposed by the City, as described above, 1% is imposed by the Dallas Area Rapid Transit authority, of which the City is a member city, and 6 1/4% is imposed by the State of Texas. These amounts do not include sales tax collected on City services and mixed beverage taxes.

**TABLE 12**  
**COMPARATIVE MONTHLY SALES TAX COLLECTIONS<sup>(1)</sup>**

<b><u>Month</u></b>	<b><u>2016-2017</u></b>	<b><u>2015-2016</u></b>	<b><u>2014-2015</u></b>
October	\$ 3,277,193	\$ 3,066,597	\$ 2,750,770
November	2,961,534	2,829,186	2,431,341
December	2,724,463	2,591,009	2,092,184
January	3,480,565	3,616,273	2,957,889
February	2,721,053	2,523,626	2,430,699
March	2,458,551 <sup>(2)</sup>	2,442,655	2,055,525
April	3,125,832 <sup>(2)</sup>	3,079,424	2,891,641
May	2,834,135 <sup>(2)</sup>	2,750,521	2,608,953
June	2,943,121 <sup>(2)</sup>	2,728,928	2,398,652
July	3,465,938 <sup>(2)</sup>	3,207,316	3,241,927
August	2,952,881 <sup>(2)</sup>	2,888,590	2,451,108
September	3,042,116 <sup>(2)</sup>	2,829,211	2,835,696
	<b><u>\$ 35,987,382</u></b>	<b><u>\$ 34,553,336</u></b>	<b><u>\$ 31,146,385</u></b>

Source: Comptroller of Public Accounts; City of Carrollton

<sup>(1)</sup> Amount does not include mixed beverage and sales taxes on City services.

<sup>(2)</sup> Based on City of Carrollton budget, amount forecasted not actual. Based on year to date sales tax collections, which for the first five months of the fiscal year, have been 2.98% over the original budget and 3.68% over prior year actual collections, it is likely that total sales tax collections will surpass the budgeted amounts shown in Table 16. However, due to the volatility of sales tax revenues, the City adopted a financial policy in early 2013 to mitigate the risk of volatility. Such policy identifies amounts in excess of budgeted sales tax collections as a non-recurring revenue source, which is dedicated to fund capital improvement projects, and is not reflected as a source of operating revenues for the General Fund.

**TABLE 13**  
**OUTSTANDING DEBT SERVICE REQUIREMENTS - GENERAL OBLIGATION DEBT**

Fiscal Year Ended 30-Sep	Outstanding Debt Service			The Bonds			Total Debt Service Requirements
	Principal	Interest	Total	Principal	Interest	Total	
2017	\$ 14,200,000	\$ 6,684,992	\$ 20,884,992	\$ 335,000	240,281	\$ 575,281	\$ 21,460,273
2018	14,035,000	6,158,168	20,193,168	1,000,000	732,625	1,732,625	21,925,793
2019	13,750,000	5,602,367	19,352,367	1,020,000	712,625	1,732,625	21,084,992
2020	12,810,000	5,013,418	17,823,418	1,060,000	671,825	1,731,825	19,555,243
2021	11,935,000	4,506,017	16,441,017	1,090,000	645,325	1,735,325	18,176,342
2022	11,025,000	3,995,068	15,020,068	1,120,000	615,350	1,735,350	16,755,418
2023	10,570,000	3,505,067	14,075,067	1,150,000	584,550	1,734,550	15,809,617
2024	10,455,000	3,040,068	13,495,068	1,195,000	538,550	1,733,550	15,228,618
2025	10,920,000	2,569,780	13,489,780	1,245,000	490,750	1,735,750	15,225,530
2026	9,815,000	2,167,100	11,982,100	1,290,000	440,950	1,730,950	13,713,050
2027	8,870,000	1,720,700	10,590,700	1,345,000	389,350	1,734,350	12,325,050
2028	7,805,000	1,386,800	9,191,800	1,410,000	322,100	1,732,100	10,923,900
2029	8,115,000	1,088,769	9,203,769	1,480,000	251,600	1,731,600	10,935,369
2030	6,445,000	774,694	7,219,694	1,540,000	192,400	1,732,400	8,952,094
2031	4,375,000	536,687	4,911,687	1,605,000	130,800	1,735,800	6,647,487
2032	3,015,000	384,488	3,399,488	1,665,000	66,600	1,731,600	5,131,088
2033	3,125,000	272,112	3,397,112	-	-	-	3,397,112
2034	2,545,000	152,788	2,697,788	-	-	-	2,697,788
2035	1,205,000	60,250	1,265,250	-	-	-	1,265,250
Totals	<u>\$ 165,015,000</u>	<u>\$ 49,619,333</u>	<u>\$ 214,634,333</u>	<u>\$ 19,550,000</u>	<u>\$ 7,025,681</u>	<u>\$ 26,575,681</u>	<u>\$ 241,210,014</u>
Average Annual Debt Service Requirements (2017 - 2035)							\$ 12,695,264
Maximum Annual Debt Service Requirement (2018)							\$ 21,925,793

**TABLE 14**  
**AUTHORIZED BUT UNISSUED GENERAL OBLIGATION BONDS<sup>(1)</sup>**

<b>Authorization Purpose</b>	<b>Authorization Date</b>	<b>Amount Authorized</b>	<b>Prior Issuance</b>	<b>2017 Bonds<sup>(2)</sup></b>	<b>Balance Unissued</b>
Traffic Improvements	05/15/04	\$ 450,000	\$ 200,000	\$ 250,000	\$ -
Drainage Improvements	11/06/07	9,200,000	1,379,567	5,775,000	2,045,433
Street Improvements & Traffic Flow	11/05/13	43,175,000	19,530,222	13,205,000	10,439,778
Drainage Improvements	11/05/13	8,780,000	-	-	8,780,000
Parks & Rec. Facilities Improvements	11/05/13	8,545,000	6,635,000	1,910,000	-
		<u>\$ 70,150,000</u>	<u>\$ 27,744,789</u>	<u>\$ 21,140,000</u>	<u>\$ 21,265,211</u>

<sup>(1)</sup> This schedule reflects authorizations which have remaining balances outstanding. Prior authorizations have been completely utilized and are reflected in the total debt outstanding.

<sup>(2)</sup> The 2017 Bonds assume use of par and premium against authorization.

**TABLE 15**  
**GENERAL FUND<sup>(1)</sup> COMPARATIVE STATEMENT OF REVENUES AND EXPENDITURES**

	<b>Fiscal Years Ended September 30,</b>				
	<b>2016</b>	<b>2015</b>	<b>2014</b>	<b>2013</b>	<b>2012</b>
Fund Balance -					
Beginning of Year	\$ 19,086,008	\$ 20,804,224	\$ 18,393,387	\$ 18,339,631	\$ 16,571,044
Revenues:					
Taxes & Franchise Fees	84,177,069	78,296,612	73,353,751	67,972,223	65,912,159
Charges for Services	5,892,576	5,485,692	5,452,886	5,039,219	4,581,900
Fines and Forfeitures	5,714,631	6,833,415	7,057,819	6,235,333	5,471,923
Investment Income	460,909	337,074	260,719	129,958	185,007
Licenses and Permits	3,038,325	2,797,402	2,816,818	2,298,049	1,951,889
Intergovernmental	96,015	17,328	-	2,958	-
Miscellaneous	529,415	636,249	539,552	438,753	397,074
Total Revenues	<u>99,908,940</u>	<u>94,403,772</u>	<u>89,481,545</u>	<u>82,116,493</u>	<u>78,499,952</u>
Expenditures:					
General Government and					
Administration	14,014,017	14,249,773	14,233,668	13,818,786	12,894,095
Development Services	10,840,186	9,979,839	9,357,484	9,245,445	9,398,097
Public Safety	52,651,617	50,226,235	48,450,210	45,201,315	42,863,356
Cultural and Recreation	11,320,937	11,013,334	10,716,732	10,561,622	10,071,746
Net Transfers	8,613,175	10,652,807	4,312,614	3,235,569	1,504,071
Total Expenditures	<u>97,439,932</u>	<u>96,121,988</u>	<u>87,070,708</u>	<u>82,062,737</u>	<u>76,731,365</u>
Excess/Deficiency of Revenues					
over Expenditures	<u>2,469,008</u>	<u>(1,718,216)</u>	<u>2,410,837</u>	<u>53,756</u>	<u>1,768,587</u>
Fund Balance -					
End of Year	\$ 21,555,016	\$ 19,086,008	\$ 20,804,224	\$ 18,393,387	\$ 18,339,631

<sup>(1)</sup>The General Fund is the main operating fund of the City, used to account for all financial resources not accounted for in other funds. All general tax revenues and other receipts that are not restricted by law or contractual agreement to some other fund are accounted for in the General Fund. General operating expenditures, fixed charges and capital improvement costs that are not paid through other funds are paid from the General Fund. The General Fund includes most of the basic operating services such as fire and police protection, environmental services, parks and recreation, libraries and street maintenance.

**TABLE 16**  
**GENERAL FUND**  
**CURRENT OPERATIONS**

On September 20, 2016, the 2016-17 budget was adopted by the City Council. The following General Fund Operating Budget is presented on a budget basis presentation.

<u>Revenues</u>	<u>2015-2016 Actual<sup>(1)</sup></u>	<u>2016-2017 Adopted Budget</u>	<u>2016-2017 Current Estimate<sup>(2)</sup></u>
Property Taxes	\$ 38,252,037	\$ 41,155,817	\$ 41,489,864
Sales Taxes	34,341,822	35,814,233	36,670,275
Franchise Fees	11,412,565	11,259,215	11,106,399
Licenses and Permits	3,038,325	3,043,206	2,385,329
Charges for Services	5,615,786	5,590,839	5,578,119
Fines and Forfeiture	5,683,469	5,943,903	4,777,510
Other Revenues	708,077	509,500	376,000
Investment Income	439,543	428,400	410,000
Transfers In	2,921,983	2,913,158	2,913,158
<b>Total Revenues</b>	<b>\$ 102,413,607</b>	<b>\$ 106,658,271</b>	<b>\$ 105,706,654</b>
 <u>Expenditures</u>			
Personal Services	\$ 57,252,584	\$ 60,129,582	\$ 60,129,582
Supplies and Services	10,525,010	13,498,834	13,498,834
Utilities	2,337,790	2,296,971	2,296,971
Allocations	16,538,799	17,715,530	17,715,530
Capital Outlay	521,549	572,062	572,062
Transfers Out	13,422,019	12,445,292	12,445,292
<b>Total Expenditures</b>	<b>\$ 100,597,751</b>	<b>\$ 106,658,271</b>	<b>\$ 106,658,271</b>

<sup>(1)</sup> For annual budget purposes, the City utilizes an Administrative Services Fund for internal allocation of overall costs. For year-end financial reporting purposes, this fund is consolidated with the General Fund in the Comprehensive Annual Financial Report. The above figures represent only the General Fund as presented in the annual budget and do not include consolidation of the Administrative Services Fund.

<sup>(2)</sup> As of January 31, 2017. City Staff monitors actual revenues and expenditures monthly and revisions are made to forecasted budget numbers as necessary to reflect changes in the economy and changes in laws or regulations that might affect operations. The fiscal year 2016- 2017 General Fund budget is generally balanced between revenues and expenditures.

**TABLE 17**  
**CURRENT INVESTMENTS**

As of January 31, 2017 the following percentages of the City's investable funds were invested in the following investment categories and the weighted average maturity of the total City portfolio was 1.28 years.

<u>Type of Investment</u>	<u>Amortized Value</u>	<u>Percentage</u>
Coupon Agencies	\$ 171,114,822	79.85%
Discount Agencies	10,951,490	5.11%
Government Pools <sup>(1)</sup>	26,827,495	12.52%
Frost Depository Accounts	<u>5,400,664</u>	<u>2.52%</u>
Total Securities	<u>\$ 214,294,470</u>	<u>100.00%</u>

<sup>(1)</sup>The City's government pool investments are in the Texas Local Government Investment Pool ("TexPool") and the Local Government Investment Cooperative ("LOGIC"). TexPool and LOGIC are rated AAAM by S&P and operate in a manner consistent with Chapter 2256, Texas Government Code referred to as the Public Funds Investment Act.

**APPENDIX B**

**REPORT OF EXAMINATION FOR THE YEAR ENDED  
SEPTEMBER 30, 2016 BY GRANT THORNTON LLP,  
CERTIFIED PUBLIC ACCOUNTANTS, DALLAS, TEXAS  
AND EXCERPTS OF THE CITY OF CARROLLTON, TEXAS  
SEPTEMBER 30, 2016  
COMPREHENSIVE ANNUAL FINANCIAL REPORT**



## REPORT OF INDEPENDENT CERTIFIED PUBLIC ACCOUNTANTS

**Grant Thornton LLP**  
1717 Main Street, Suite 1800  
Dallas, TX 75201-4667  
**T** 214.561.2300  
**F** 214.561.2370  
GrantThornton.com  
[linkd.in/GrantThorntonUS](https://www.linkedin.com/company/grantthorntonus)  
[twitter.com/GrantThorntonUS](https://twitter.com/GrantThorntonUS)

The Honorable Mayor, City Council, and City Manager  
The City of Carrollton, Texas

### **Report on the financial statements**

We have audited the accompanying financial statements of the governmental activities, the business-type activities, each major fund, and the aggregate remaining fund information of the City of Carrollton, Texas (the "City") as of and for the year ended September 30, 2016, and the related notes to the financial statements, which collectively comprise the City's basic financial statements as listed in the table of contents.

### **Management's responsibility for the financial statements**

Management is responsible for the preparation and fair presentation of these financial statements in accordance with accounting principles generally accepted in the United States of America; this includes the design, implementation, and maintenance of internal control relevant to the preparation and fair presentation of financial statements that are free from material misstatement, whether due to fraud or error.

### **Auditor's responsibility**

Our responsibility is to express opinions on these financial statements based on our audit. We conducted our audit in accordance with auditing standards generally accepted in the United States of America and the standards applicable to financial audits contained in *Government Auditing Standards* issued by the Comptroller General of the United States. Those standards require that we plan and perform the audit to obtain reasonable assurance about whether the financial statements are free from material misstatement.

An audit involves performing procedures to obtain audit evidence about the amounts and disclosures in the financial statements. The procedures selected depend on the auditor's judgment, including the assessment of the risks of material misstatement of the financial statements, whether due to fraud or error. In making those risk assessments, the auditor considers internal control relevant to the City's preparation and fair presentation of the financial statements in order to design audit procedures that are appropriate in the circumstances, but not for the purpose of expressing an opinion on the effectiveness of the City's internal control. Accordingly, we express no such opinion. An audit also includes evaluating the appropriateness of accounting policies used and the reasonableness of significant accounting estimates made by management, as well as evaluating the overall presentation of the financial statements.

We believe that the audit evidence we have obtained is sufficient and appropriate to provide a basis for our audit opinions.

### **Opinions**

In our opinion, the financial statements referred to above present fairly, in all material respects, the respective financial position of the governmental activities, the business-type activities, each major fund, and the aggregate remaining fund information of the City of Carrollton, Texas as of September 30, 2016, and the respective changes in financial position and, where applicable, cash flows thereof and the respective budgetary comparison of the General Fund for the year then ended in accordance with accounting principles generally accepted in the United States of America.

## Other matters

### *Required supplementary information*

Accounting principles generally accepted in the United States of America require that the Management's Discussion and Analysis on pages 3 through 16, the Texas Municipal Retirement System Schedule of Changes in Net Pension Liability and Related Ratios on page 63, the Texas Municipal Retirement System Schedule of Contributions on pages 64 through 65, and the Retiree Health Plan Schedule of Funding Progress on page 66, be presented to supplement the basic financial statements. Such information, although not a required part of the basic financial statements, is required by the Governmental Accounting Standards Board who considers it to be an essential part of financial reporting for placing the basic financial statements in an appropriate operational, economic, or historical context. This required supplementary information is the responsibility of management. We have applied certain limited procedures to the required supplementary information in accordance with auditing standards generally accepted in the United States of America. These limited procedures consisted of inquiries of management about the methods of preparing the information and comparing the information for consistency with management's responses to our inquiries, the basic financial statements, and other knowledge we obtained during our audit of the basic financial statements. We do not express an opinion or provide any assurance on the information because the limited procedures do not provide us with sufficient evidence to express an opinion or provide any assurance.

### *Supplementary information*

Our audit was conducted for the purpose of forming opinions on the financial statements that collectively comprise the City's basic financial statements. The combining fund financial statements, individual non-major fund financial statements, and individual fund budgetary comparison schedules are presented for purposes of additional analysis and are not a required part of the basic financial statements. Such supplementary information is the responsibility of management and was derived from and relates directly to the underlying accounting and other records used to prepare the basic financial statements. The information has been subjected to the auditing procedures applied in the audit of the basic financial statements and certain additional procedures. These additional procedures included comparing and reconciling the information directly to the underlying accounting and other records used to prepare the basic financial statements or to the basic financial statements themselves, and other additional procedures in accordance with auditing standards generally accepted in the United States of America. In our opinion, the supplementary information is fairly stated, in all material respects, in relation to the basic financial statements as a whole.

### *Other information*

The introductory section, statistical section, and continuing financial disclosure tables are presented for purposes of additional analysis and are not a required part of the basic financial statements. Such information has not been subjected to the auditing procedures applied in the audit of the basic financial statements, and accordingly, we do not express an opinion or provide any assurance on it.

## **Other reporting required by *Government Auditing Standards***

In accordance with *Government Auditing Standards*, we have also issued our report, dated January 23, 2017, on our consideration of the City's internal control over financial reporting and on our tests of its compliance with certain provisions of laws, regulations, contracts, and grant agreements and other matters. The purpose of that report is to describe the scope of our testing of internal control over financial reporting and compliance and the results of that testing, and not to provide an opinion on the effectiveness of internal control over financial reporting or on compliance. That report is an integral part of an audit performed in accordance with *Government Auditing Standards* in considering the City's internal control over financial reporting and compliance.



Dallas, Texas  
January 23, 2017



## **CITY OF CARROLLTON, TEXAS**

Management's Discussion and Analysis  
For the Year Ended September 30, 2016

Amounts in Thousands Unless Stated Otherwise  
(Unaudited)

January 23, 2017

As management of the City of Carrollton, we offer this narrative overview and analysis of the financial activities and financial position of the City for the fiscal year ended September 30, 2016. In the broadest context, the financial well being of a government lies in the underlying wealth and willingness of its citizens and property owners to pay adequate taxes combined with the vision of the government's elected and appointed leadership to spend those taxes strategically so that the City's tax base, service levels, City assets and the City's desirability will be maintained not just for the current year but well into the future. Financial reporting is limited in its ability to provide this "big picture" but rather focuses on financial position and changes in financial position. In other words, are revenues and or expenses/expenditures higher or lower than the previous year? Has net position (containing both short and long term assets and liabilities) or fund balances (the current "spendable" assets less current liabilities) of the government been maintained? We encourage readers to consider the information presented here in conjunction with additional information that we have furnished in our letter of transmittal, (pages i-vii of this report) and the statistical section (pages 111-134 of this report) as well as information on the City's Council's Strategic Goals, the annual budget and other community information found on the City's website at [www.cityofcarrollton.com](http://www.cityofcarrollton.com). It should be noted that the Independent Auditors' Report describes the auditors' association with the various sections of this report and that all of the additional information from the website and other City sources is unaudited and has not been updated for events that may have occurred subsequent to the issuance of the respective report.

### **IN BRIEF**

- The net position of the City at the close of the most recent fiscal year was \$498,395. This number must be viewed in the context that the vast majority of the City's net position of \$351,366 (70.5%) is the net investment in capital assets and that most capital assets in a government do not directly generate revenue nor can they be sold to generate liquid capital. The net position restricted for specific purposes totals \$7,878 (1.6%). The remaining \$139,151 (27.9%) is the unrestricted net position and may be used to meet the government's ongoing obligations to citizens and creditors in accordance with the City's fund designation and fiscal policies. Unrestricted net position increased by \$7,464 in fiscal year 2016.
- As of the close of the current fiscal year, the City's governmental funds reported combined ending fund balances of \$140,282. Within this total \$19,982 is restricted by specific legal requirements, such as by debt covenants and \$98,958 has been committed and assigned to specific types of expenditures. The remaining \$21,342 is unassigned fund balance in the general fund and can be used for any lawful purpose.
- The City's long-term liabilities increased by \$31,373 due primarily to the issuance of bonds for capital improvements partially offset by existing debt retirements and a significant increase in the

## CITY OF CARROLLTON, TEXAS

Management's Discussion and Analysis  
For the Year Ended September 30, 2016

Amounts in Thousands Unless Stated Otherwise  
(Unaudited)

net pension liability due to adoption of more conservative assumptions and an investment return that was significantly below expectations.

- The City has continued to see a consistent and robust growth in its revenues. The Economic Factors and Next Year's Budget section on the last page of this discussion provide additional information on the subject.

### OVERVIEW OF THE FINANCIAL STATEMENTS

This discussion and analysis is intended to serve as an introduction to the City's basic financial statements. The City's basic financial statements are comprised of four components: 1) government-wide financial statements, 2) fund financial statements 3) notes to the financial statements and 4) required supplementary information which includes this management's discussion and analysis and multi-year funding progress on the City's pension plan and retiree health plan. In addition to the basic financial statements, this report also contains other supplementary information as listed in the Table of Contents.

**Government-wide financial statements** - The government-wide financial statements are designed to provide readers with a broad overview of the City's finances, in a manner similar to a private-sector business.

The Statement of Net Position presents information on all of the City's assets and liabilities, with the difference between the two reported as net position. Over time, increases or decreases in net position may serve as a useful indicator of whether the financial position of the City is improving or deteriorating.

The Statement of Activities presents information showing how the City's net position changed during the fiscal year. All changes in net position are reported when the underlying event giving rise to the change occurs, regardless of the timing of related cash flows. Thus, revenues and expenses are reported in this statement for some items that will only result in cash flows in future fiscal periods (e.g., uncollected taxes and earned but unused compensated absences).

Both of the government-wide financial statements distinguish between functions of the City that are principally supported by taxes and intergovernmental revenues (governmental activities) from functions that are intended to recover all or a significant portion of their costs through user fees and charges (business-type activities). The governmental activities of the City include general government and administration, public safety, development services, and cultural and recreation. The business-type activities of the City include Water and Sewer, Golf Course and Sanitation operations. The government-wide financial statements can be found on pages 17-18 of this report.

## CITY OF CARROLLTON, TEXAS

Management's Discussion and Analysis  
For the Year Ended September 30, 2016

Amounts in Thousands Unless Stated Otherwise  
(Unaudited)

**Fund financial statements** - A fund is a self-balancing set of accounts that is used to maintain control over resources that have been segregated for specific activities or objectives. The City, like other state and local governments, uses fund accounting to ensure and demonstrate compliance with finance-related legal requirements. Funds are also the primary focus of the annual budget process. All of the funds of the City can be divided into two categories- governmental funds and proprietary funds.

**Governmental Funds** - Governmental funds are used to account for essentially the same functions reported as governmental activities in the government-wide financial statements. However, unlike the government-wide financial statements, governmental fund financial statements focus on current sources and uses of spendable resources, as well as on balances of spendable resources available at the end of the fiscal year. Non-financial assets such as governmental buildings, roads, drainage ways, park land and long-term liabilities such as bonds payable or long term liabilities that will not be paid with current assets are excluded. Such information may be useful in evaluating a government's near-term financing requirements.

Because the focus of governmental funds is narrower than that of the government-wide financial statements, it is useful to compare the information presented for governmental funds with similar information presented for governmental activities in the government-wide financial statements. By doing so, readers may better understand the long-term impact of the government's near-term financing decisions. Both the governmental funds balance sheet and the governmental funds statement of revenues, expenditures, and changes in fund balances provide a reconciliation to facilitate this comparison between governmental funds and governmental activities.

The City maintains 11 governmental funds. Information is presented separately in the Governmental Funds Balance Sheet and in the Governmental Funds Statement of Revenues, Expenditures, and Changes in Fund Balances for the General, Debt Service, Streets and Drainage, and General and Public Facilities funds, all of which are considered to be major funds. Data from the other seven funds are combined into a single, aggregated presentation. Individual fund data for each of these non-major governmental funds is provided in the form of combining statements elsewhere in the Comprehensive Annual Financial Report. The basic governmental funds financial statements can be found on pages 19-23.

**Proprietary Funds** - The City maintains two types of proprietary funds. Enterprise funds are used to report the same functions presented as business-type activities in the government-wide financial statements. The City uses enterprise funds to account for its water and sewer, golf and sanitation operations. Internal service funds are an accounting device used to accumulate and allocate costs internally among the City's various functions. The City uses its internal service funds to account for its fleet services, risk management and employee health and disability programs. Because these services predominantly benefit governmental rather than business-type functions, they have been included within governmental activities in the government-wide financial statements.

## CITY OF CARROLLTON, TEXAS

Management's Discussion and Analysis  
For the Year Ended September 30, 2016

Amounts in Thousands Unless Stated Otherwise  
(Unaudited)

Proprietary funds provide the same type of information as the government-wide financial statements, only in more detail. The proprietary fund financial statements provide separate information for the Water and Sewer, Golf Course, and Sanitation funds, since all are considered to be major funds of the City. All internal service funds are combined into a single aggregated presentation in the proprietary fund financial statements. Individual fund data for internal service funds is provided in the form of combining statements elsewhere in the Comprehensive Annual Financial Report. The basic proprietary fund financial statements can be found on pages 24-27 of this report.

**Notes to the Financial Statements** – The notes provide additional information that is essential to a full understanding of the data provided in the government-wide and fund financial statements. The notes to the financial statements can be found on pages 28-62.

**Other Information** – In addition to the basic financial statements and accompanying notes, the basic financial statements contain required supplementary information including this discussion and analysis and information concerning the City's progress in funding its obligations to provide pension and retiree health benefits to its employees.

### GOVERNMENT-WIDE FINANCIAL ANALYSIS

As noted earlier, net position and especially net position by category may serve over time as a useful indicator of a government's financial position. The City's net position was \$498,395 as of September 30, 2016.

The largest portion of the City's net position \$351,366 (70.5%) reflects its investments in capital assets (e.g., land, building, equipment, improvements and infrastructure), less any debt used to acquire those assets that is still outstanding. The City uses these capital assets to provide service to citizens; consequently these assets are not available for future spending, and with exception of business type assets, do not generate direct revenue for the City. They do represent, however, an obligation on the part of the City to maintain these assets into the future. Although the City's investment in its capital assets is reported net of related debt, it should be noted that the resources needed to repay this debt must be provided from other sources, since the capital assets themselves cannot be used to liquidate these liabilities.

## CITY OF CARROLLTON, TEXAS

Management's Discussion and Analysis  
For the Year Ended September 30, 2016

Amounts in Thousands Unless Stated Otherwise  
(Unaudited)

An additional portion of the City's net position of \$7,878 (1.6%) represents resources that are subject to external restriction on how they may be used. The remaining balance of unrestricted net position of \$139,151 (27.9%) may be used to meet the government's ongoing obligations to citizens and creditors.

### CITY OF CARROLLTON'S NET POSITION

(Amounts in Thousands)

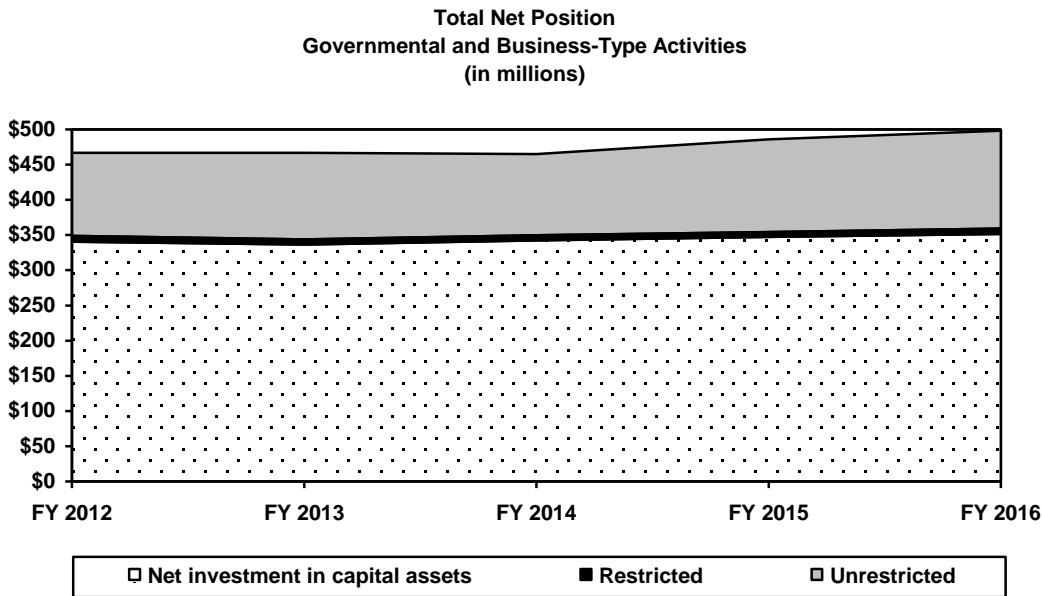
	<u>Governmental Activities</u>		<u>Business-type Activities</u>		<u>Total</u>	
	<u>2015</u>	<u>2016</u>	<u>2015</u>	<u>2016</u>	<u>2015</u>	<u>2016</u>
Current and other assets	\$ 166,548	\$ 172,982	\$ 31,076	\$ 33,060	\$ 197,624	\$ 206,042
Capital assets, net	<u>379,661</u>	<u>400,818</u>	<u>131,970</u>	<u>127,769</u>	<u>511,631</u>	<u>528,587</u>
Total Assets	<u>546,209</u>	<u>573,800</u>	<u>163,046</u>	<u>160,829</u>	<u>709,255</u>	<u>734,629</u>
Deferred outflows of resources	<u>9,723</u>	<u>31,083</u>	<u>537</u>	<u>1,439</u>	<u>10,260</u>	<u>32,522</u>
Long term liabilities	197,315	229,025	15,927	15,590	213,242	244,615
Other liabilities	<u>13,367</u>	<u>16,110</u>	<u>5,346</u>	<u>6,284</u>	<u>18,713</u>	<u>22,394</u>
Total Liabilities	<u>210,682</u>	<u>245,135</u>	<u>21,273</u>	<u>21,874</u>	<u>231,955</u>	<u>267,009</u>
Deferred inflows of resources	<u>1,496</u>	<u>1,674</u>	<u>64</u>	<u>73</u>	<u>1,560</u>	<u>1,747</u>
Net Position:						
Net investment in capital assets	229,579	236,475	117,735	114,891	347,314	351,366
Restricted	5,539	6,452	1,460	1,426	6,999	7,878
Unrestricted	<u>108,636</u>	<u>115,147</u>	<u>23,051</u>	<u>24,004</u>	<u>131,687</u>	<u>139,151</u>
Total Net Position	<u>\$ 343,754</u>	<u>\$ 358,074</u>	<u>\$ 142,246</u>	<u>\$ 140,321</u>	<u>\$ 486,000</u>	<u>\$ 498,395</u>

**CITY OF CARROLLTON, TEXAS**

Management’s Discussion and Analysis  
 For the Year Ended September 30, 2016

Amounts in Thousands Unless Stated Otherwise  
 (Unaudited)

As of September 30, 2016, the City has positive balances in all three categories of net position, both for the government as a whole, as well as for its separate governmental and business-type activities. The same situation held true for the prior fiscal year.



The current and other assets increased in the Governmental activities by \$6,434 and in the Business-type activities by \$1,984. Increase in the Governmental activities assets is primarily due to unspent proceeds from issuance of debt and accumulation of other funds for future capital purchases. Increase in the Business-type activities is primarily due to the accumulation of pay as you go funds for on-going rehabilitation and replacement of water and sewer assets.

The City’s long-term liabilities increased by \$31,373 due primarily to the issuance of bonds for capital improvements partially offset by existing debt retirements and an increase in the net pension liability due to the adoption of more conservative assumptions and investment return that was significantly below expectation.

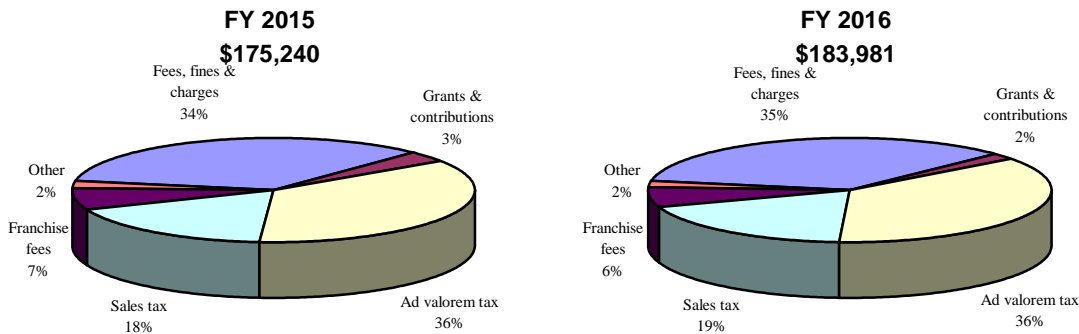
**CITY OF CARROLLTON, TEXAS**

Management’s Discussion and Analysis  
For the Year Ended September 30, 2016

Amounts in Thousands Unless Stated Otherwise  
(Unaudited)

**Analysis of the City’s Operations** – Overall the City had an increase in net position of \$12,395 or 2.6%.

**Changes in Net Position  
Revenue by Major Category  
Governmental and Business-Type Activities**



Governmental Activities: Governmental activities net position increased by \$14,320. Net investment in capital assets increased by \$6,896 or 3.0%. Restricted net position increased \$913 or 16.5%. Unrestricted net position increased by \$6,511 or 6.0%.

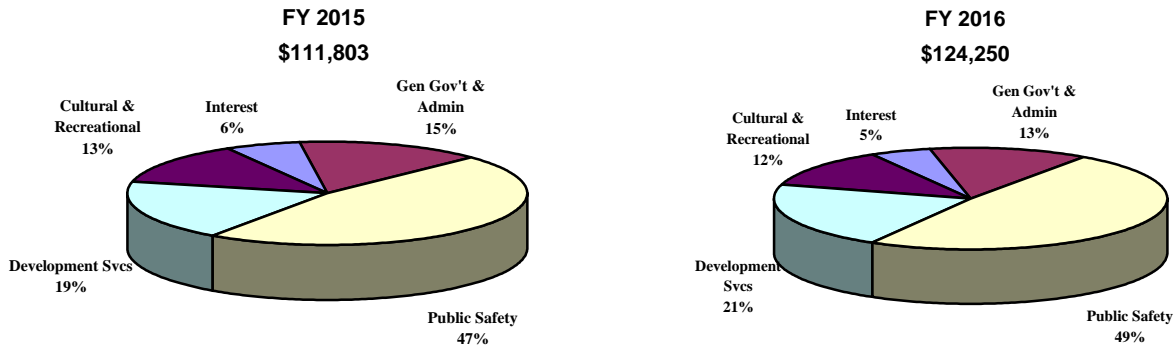
Excluding transfers from business-type activities, total revenues for governmental activities increased from the previous year by \$5,455. General revenue (excluding transfers) had a net increase of \$7,096 or 6.5%. In General Revenues, ad valorem tax experienced an increase of \$4,700 due to an increase in assessed valuations from both new construction and increases in existing values. Additionally, an increase was seen in sales taxes of \$3,274. Other general revenues decreased by \$878, primarily due to decline in gain on sale of capital assets. Program revenues had a \$1,641, or 8.1%, net decrease primarily due to a decrease in capital contributions from developers. Net transfers from the business type activities to governmental activities decreased by \$1,067 from the previous year.

# CITY OF CARROLLTON, TEXAS

Management's Discussion and Analysis  
For the Year Ended September 30, 2016

Amounts in Thousands Unless Stated Otherwise  
(Unaudited)

## Expenses by Type Governmental Activities



Total expenses for governmental activities increased \$12,447 or 11.1% primarily due to increase in Public Safety and Development Services activities. Increase in Public Safety activities is primarily due to personal services costs from staffing additions and increases in the pension liability due to adoption of more conservative assumptions and an investment return that was significantly below expectations. Increase in the Development Service activities is primarily due to capital project funds' capital outlays which were not eligible for capitalization.

Business-type Activities: Net position from business-type activities decreased by \$1,925 or 1.4% from \$142,246 to \$140,321. Net investment in capital assets decreased by \$2,844 or 2.4% due to capital asset depreciation partially offset by capital additions and retirement of related debt. Restricted net position decreased by \$34 due to reduction in the required reserve for revenue bonds. Unrestricted net position increased by \$953 or 4.1%.



## CITY OF CARROLLTON, TEXAS

### Management's Discussion and Analysis For the Year Ended September 30, 2016

Amounts in Thousands Unless Stated Otherwise  
(Unaudited)

The following table provides a summary of the City's operations for year ended September 30, 2016 with comparative totals for year ended September 30, 2015.

#### CITY OF CARROLLTON'S CHANGES IN NET POSITION (Amounts in Thousands)

	<u>Governmental</u> <u>Activities</u>		<u>Business-type</u> <u>Activities</u>		<u>Total</u>	
	<u>2015</u>	<u>2016</u>	<u>2015</u>	<u>2016</u>	<u>2015</u>	<u>2016</u>
Revenues:						
Program Revenues:						
Fees, fines and charges for services	\$ 16,220	\$ 15,913	\$ 44,090	\$ 47,830	\$ 60,310	\$ 63,743
Operating grants and contributions	60	325	-	-	60	325
Capital grants and contributions	3,916	2,317	2,028	1,561	5,944	3,878
General revenues:						
Ad valorem taxes	61,991	66,691	-	-	61,991	66,691
Sales tax	31,238	34,512	-	-	31,238	34,512
Occupancy tax	211	244	-	-	211	244
Franchise fees	11,769	11,779	-	-	11,769	11,779
Investment earnings net of change in fair value of investments	1,202	1,280	206	186	1,408	1,466
Gain on sale of capital assets	1,307	123	35	37	1,342	160
Miscellaneous	793	978	174	205	967	1,183
Total revenues	<u>128,707</u>	<u>134,162</u>	<u>46,533</u>	<u>49,819</u>	<u>175,240</u>	<u>183,981</u>
Expenses:						
General government and administration	16,607	15,894	-	-	16,607	15,894
Public safety	52,733	59,993	-	-	52,733	59,993
Development services	21,534	26,751	-	-	21,534	26,751
Cultural and recreational	14,678	15,487	-	-	14,678	15,487
Interest on long term debt	6,251	6,125	-	-	6,251	6,125
Water and Sewer	-	-	35,091	38,169	35,091	38,169
Golf	-	-	1,354	1,770	1,354	1,770
Sanitation	-	-	6,001	7,397	6,001	7,397
Total expenses	<u>111,803</u>	<u>124,250</u>	<u>42,446</u>	<u>47,336</u>	<u>154,249</u>	<u>171,586</u>
Increase (decrease) in net position before transfers	16,904	9,912	4,087	2,483	20,991	12,395
Transfers	5,475	4,408	(5,475)	(4,408)	-	-
Increase (decrease) in net position	<u>22,379</u>	<u>14,320</u>	<u>(1,388)</u>	<u>(1,925)</u>	<u>20,991</u>	<u>12,395</u>
Net position October 1	<u>321,375</u>	<u>343,754</u>	<u>143,634</u>	<u>142,246</u>	<u>465,009</u>	<u>486,000</u>
Net position September 30	<u>\$ 343,754</u>	<u>\$ 358,074</u>	<u>\$ 142,246</u>	<u>\$ 140,321</u>	<u>\$ 486,000</u>	<u>\$ 498,395</u>

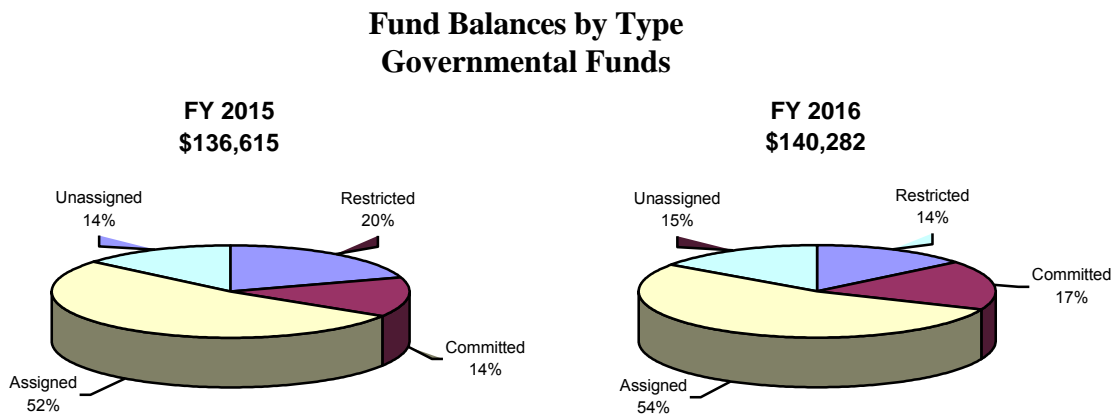
# CITY OF CARROLLTON, TEXAS

Management's Discussion and Analysis  
For the Year Ended September 30, 2016

Amounts in Thousands Unless Stated Otherwise  
(Unaudited)

## FINANCIAL ANALYSIS OF THE GOVERNMENT'S FUNDS

**Governmental funds** - The focus of the City's governmental funds is to provide information on near-term inflows, outflows, and balances of spendable resources. Such information is useful in assessing the City's financing requirements. In particular, unreserved fund balance may serve as a useful measure of a government's net resources available for spending in the next fiscal year.



At the end of the current fiscal year, the City's governmental funds reported combined ending fund balances of \$140,282. Within this total \$19,982 is restricted by specific legal requirements, such as by debt covenants, and \$98,958 has been committed and assigned to specific types of expenditures. The remaining \$21,342 is unassigned fund balance in the general fund and can be used for any lawful purpose.

In the general fund, the City originally budgeted for a fund balance decrease in the current year of \$556. It is one of the City's financial policies to maintain fund balance in the general fund equal to 60 days expenditures and when those balances significantly exceed the 60 day target to transfer the excess to capital project funds to fund pay-as-you-go capital expenditures. Due to actual expenditures being less than originally budgeted and revenues being more than originally budgeted, transfers out were increased and the actual budget basis fund balance change was an increase for fiscal year 2016 of \$2,598. During the year the City continued to experience an increase in its sales tax revenue, the general fund's second largest revenue. The nature of sales tax in Texas is discussed in note 6 on pages 47-48 of this report. A majority of the increase is due to a general increase in economic activity across several sectors including construction supplies and equipment, on-line sales, and technology related sales and services. In order to manage this increase in a volatile revenue source, the city council adopted a financial policy to transfer sales tax received in excess of the amount budgeted for recurring purposes to capital projects funds to be used for one-time capital expenditures. Strong sales tax growth combined with the City's continued emphasis on expenditure control including close monitoring of expenditures in the final days of the

## CITY OF CARROLLTON, TEXAS

Management's Discussion and Analysis  
For the Year Ended September 30, 2016

Amounts in Thousands Unless Stated Otherwise  
(Unaudited)

fiscal year resulted in the increase in fund balance. The fund balance exceeding the City's financial policy of 60 days will be addressed during the fiscal year 2018 budget deliberations.

Debt service fund balance increased in 2016 by \$394. Streets and Drainage Capital Projects and General and Public Facilities Capital Projects fund balances decreased in 2016 by \$1,003 and \$1,459, respectively primarily due to capital outlay expenditures partially offset by issuance of general obligation bonds and the receipt of transfers in from other funds.

**Proprietary funds** - The City's proprietary fund statements provide the same type of information found in the government-wide financial statements, but in more detail.

Unrestricted net position of the respective enterprise funds are \$23,248 for Water and Sewer, \$639 for Golf Course and \$392 for Sanitation. The total of all enterprise funds' unrestricted net position of \$24,279 is reduced by \$275 for the consolidation of the internal service fund activities related to enterprise funds to equal the total unrestricted net position for business-type activities in the entity-wide statements of \$24,004. Change in net position for enterprise funds in 2016 were (\$2,874) in the Water and Sewer Fund, \$1,332 in the Golf Course Fund and (\$211) in the Sanitation Fund.

**General Fund Budgetary Highlights** - The City made revisions to the original appropriations approved by the City Council. Overall these changes resulted in a decrease in budgeted expenditures from the original budget of 2.0% or \$1,880. Management's estimate of the General Fund's budgeted revenues increased \$4,072 or 4.2% from original budget based on year-to-date experience.

### PENSIONS AND RETIREE HEALTHCARE

Pensions and retiree health care continue to receive negative media attention as governments around the nation struggle to fund these commitments. The City is committed to providing programs in these areas that are fair to both employees and taxpayers and that can be sustained over the long term.

Effective for fiscal year 2015, Governmental Accounting Standards Board (GASB) Statement No. 68, "Accounting and Financial Reporting for Pensions" created specific reporting requirements for pensions that are different than that used for funding purposes. Both valuations are important as the reporting valuation provides a rigorous uniform measure that can be used to compare the City's pension liabilities to other governments from around the nation. The funding valuation is important as the actuarial methods used including strategies for repaying any unfunded actuarial accrued liabilities combined with the City's history of making those contributions provides insights regarding the City's commitment to and the effectiveness of its funding strategy. Information contained in the financial statements themselves including the first schedule of Required Supplementary Information (RSI), Schedule of Changes in Net Pension Liability and Related Ratios, is based on the reporting valuation. The second schedule in the RSI, Schedule of Contributions, is based on the funding valuation. On a reporting basis,

## CITY OF CARROLLTON, TEXAS

Management's Discussion and Analysis  
For the Year Ended September 30, 2016

Amounts in Thousands Unless Stated Otherwise  
(Unaudited)

the City's financial statements reflect a Net Pension Liability as of September 30, 2016 of \$32,246 which is 61% of the City's annual covered payroll of \$52,561.

Retiree health care's actuarially accrued liability has been calculated in accordance with GASB Statement No. 45, "Accounting and Financial Reporting by Employers for Postemployment Benefits Other Than Pensions", to be \$10,925 as of December 31, 2015, an increase of \$6,125 from the previous biennial valuation. This increase is due to a catastrophic retiree claim that appears likely to require continued payments each year for the foreseeable future. The city's defined benefit retiree health plan is closed to new participants and liabilities should begin to decline as more current retirees leave the plan with fewer new retirees being eligible to participate.

### CAPITAL ASSETS

The City's net investment in capital assets for its governmental and business-type activities as of September 30, 2016, amounts to \$528,587 (net of accumulated depreciation). This net investment in capital assets includes land, buildings, equipment, intangibles, improvements, and infrastructure and construction in progress. The total increase in the City's investment in capital assets, net of accumulated depreciation, for the current fiscal year was 3.3% (5.6% increase for governmental activities and 3.2% decrease in business-type activities.)

#### Capital Assets at Year-end Net of Accumulated Depreciation

	<u>Governmental activities</u>		<u>Business-type activities</u>		<u>Total</u>	
	<u>2015</u>	<u>2016</u>	<u>2015</u>	<u>2016</u>	<u>2015</u>	<u>2016</u>
Land	\$ 102,448	\$ 102,489	\$ 2,368	\$ 2,378	\$ 104,816	\$ 104,867
Buildings	26,493	28,335	3,468	3,263	29,961	31,598
Equipment	13,154	20,637	2,384	3,109	15,538	23,746
Intangibles	285	331	19	109	304	440
Improvements	28,342	28,268	135	823	28,477	29,091
Infrastructure	201,197	211,373	123,264	118,087	324,461	329,460
Construction in Progress	7,742	9,385	332	-	8,074	9,385
<b>Total</b>	<b>\$ 379,661</b>	<b>\$ 400,818</b>	<b>\$ 131,970</b>	<b>\$ 127,769</b>	<b>\$ 511,631</b>	<b>\$ 528,587</b>

## CITY OF CARROLLTON, TEXAS

Management's Discussion and Analysis  
For the Year Ended September 30, 2016

Amounts in Thousands Unless Stated Otherwise  
(Unaudited)

Major capital asset events during the current fiscal year included the following:

- Acquisition of vehicles and equipment totaling \$12.3 million, including \$9.82M of public safety equipment and vehicles and \$1.53 million of public works equipment. The public safety equipment included communication equipment totaling \$6.8M.
- Parks and recreation improvements totaling \$2.27 million, including \$702 thousand for the golf course rebuild.
- Water and sewer system infrastructure improvements totaling \$1.64 million, including \$108 thousand in developer contributions.
- Street and Alley Improvements of \$17.02 million, including \$474 thousand in developer contributions.
- Drainage Improvements of \$1.65 million including \$324 thousand in developer contributions and \$1.11 million for the Marsh Elevated Storage Tank recoating.

Additional information on the City's capital assets can be found in note 4 on pages 41-42 of this report.

### DEBT ADMINISTRATION

At the end of the current fiscal year, the City had a total bonded debt of \$192,533. Of this amount, \$178,955 comprises bonded debt backed by the full faith and credit of the government and \$13,578 represents bonds secured solely by water and sewer revenues.

#### Outstanding Debt at Year End Bonds and Notes Payable

	<u>Governmental activities</u>		<u>Business-type activities</u>		<u>Total</u>	
	<u>2015</u>	<u>2016</u>	<u>2015</u>	<u>2016</u>	<u>2015</u>	<u>2016</u>
General Obligation						
Bonds	\$ 172,659	\$ 178,955	\$ -	\$ -	\$ 172,659	\$ 178,955
Revenue Bonds	-	-	14,937	13,578	14,937	13,578
Total	<u>\$ 172,659</u>	<u>\$ 178,955</u>	<u>\$ 14,937</u>	<u>\$ 13,578</u>	<u>\$ 187,596</u>	<u>\$ 192,533</u>

During the fiscal year, the City's total debt increased by \$4,937 or 2.6% due to issuance of \$33,818 (including premium) of a new General Obligation Bond new money and refunding issue offset by existing debt retirements, defeasance of debt and amortization of premiums of \$28,881.

As a water distribution and sewer collection utility, the City does not have any debt outstanding related to water and sewer treatment. However, it does have long-term contracts with its regional suppliers that have outstanding debt related to the provision of these services. Table 14 "Direct and Contractually

## CITY OF CARROLLTON, TEXAS

Management's Discussion and Analysis  
For the Year Ended September 30, 2016

Amounts in Thousands Unless Stated Otherwise  
(Unaudited)

Obligated - Property Tax and Revenue Debt" found on page 127 lists the City's pro-rata share of debt that is contractually obligated.

The City's General Obligation and Waterworks and Sewer System Revenue Bond ratings are listed below.

	Standard & Poor's	Fitch
General Obligation Bonds	AAA	AAA
Revenue Bonds	AAA	AAA

Additionally, several of the City's Bonds are insured. Additional information on the City's long term-debt can be found in footnote 5 on pages 43-47 of this report.

### ECONOMIC FACTORS AND NEXT YEAR'S BUDGETS

In the fiscal year 2017 Budget, General Fund revenues are budgeted to increase by 4.0% from the fiscal year 2016 final budget with ad valorem taxes making up 39.5% of General Fund budgeted revenues. Certified assessed valuations, including estimated values on properties under protest, increased 8.8% for the fiscal year 2017 budget compared to a 7.9% increase in the previous year's budget. In response to this growth, the City Council reduced the tax rate by 1.5%. Sales taxes are budgeted to increase by 2% from the fiscal year 2016 final budget.

In this coming fiscal year, the City's budget continues to benefit from the strong economy. The City continues to develop commercially and is aggressively pursuing Transit Oriented Development opportunities with light rail service to the City which opened in December 2010. Sales tax receipts, the most volatile revenue source continued to see growth in fiscal year 2016 with a 10.5% increase.

The Water and Sewer Operating Fund is budgeted in fiscal year 2017 to operate at a net deficit of \$1,418 based on available fund balance exceeding financial standards. Rates increases averaging 4% on water rates and sewer rates were adopted effective February 1, 2017.

### REQUEST FOR INFORMATION

The financial report is designed to provide our citizens, customers, investors and creditors with general overview of the City's finances. If you have questions about this report or need any additional information, contact the Department of Finance, Attn: Controller, at P.O. Box 110535, Carrollton, Texas 75011-0535, e-mail at [controller@cityofcarrollton.com](mailto:controller@cityofcarrollton.com) or call (972) 466-3110.

CITY OF CARROLLTON, TEXAS

Government-wide Statement of Net Position  
September 30, 2016

	Primary Government		
	Governmental Activities	Business-type Activities	Total
Assets			
Cash, cash equivalents and investments	\$ 134,052,073	\$ 22,176,447	\$ 156,228,520
Receivables (net of allowance for doubtful accounts):			
Ad valorem taxes	19,950	-	19,950
Sales taxes	2,829,211	-	2,829,211
Franchise fees	3,185,361	-	3,185,361
Accounts	-	5,486,121	5,486,121
Accrued interest	312,531	47,416	359,947
Other	989,347	156,858	1,146,205
Due from other governments	310,240	557,072	867,312
Internal balances	274,617	(274,617)	-
Inventories	49,494	55,032	104,526
Prepaid items	192,587	910	193,497
Equity interest in joint venture	1,443,590	-	1,443,590
Land held for redevelopment	3,596,468	-	3,596,468
Restricted assets:			
Cash, cash equivalents and investments	25,726,614	4,854,800	30,581,414
Capital assets:			
Land	102,488,838	2,377,918	104,866,756
Buildings	70,307,126	19,648,327	89,955,453
Equipment	41,743,231	7,410,090	49,153,321
Intangibles	6,316,175	868,612	7,184,787
Improvements	47,053,063	11,900,768	58,953,831
Infrastructure	291,888,188	239,589,258	531,477,446
Construction in progress	9,385,440	-	9,385,440
Accumulated depreciation	(168,363,766)	(154,025,430)	(322,389,196)
<b>Total assets</b>	<b>573,800,378</b>	<b>160,829,582</b>	<b>734,629,960</b>
Deferred outflows of resources			
Deferred charges on refundings	1,910,920	153,750	2,064,670
Pension contributions after measurement date	5,070,085	223,937	5,294,022
Difference in projected and actual earnings on pension assets	20,797,028	915,094	21,712,122
Changes in actuarial assumptions used to determine pension liability	3,305,282	145,989	3,451,271
<b>Total deferred outflows of resources</b>	<b>31,083,315</b>	<b>1,438,770</b>	<b>32,522,085</b>
Liabilities			
Accounts payable	14,539,276	3,401,792	17,941,068
Pollution remediation obligation	58,590	-	58,590
Customer deposits payable	-	2,664,146	2,664,146
Accrued interest	835,601	218,491	1,054,092
Unearned revenue	676,519	-	676,519
Noncurrent liabilities:			
Due within one year	17,208,899	1,466,393	18,675,292
Due in more than one year	211,816,209	14,123,761	225,939,970
<b>Total liabilities</b>	<b>245,135,094</b>	<b>21,874,583</b>	<b>267,009,677</b>
Deferred inflows of resources			
Difference in expected and actual pension experience	1,674,332	72,551	1,746,883
Net position			
Net investment in capital assets	236,475,739	114,890,769	351,366,508
Restricted for:			
Debt service	3,856,159	1,426,329	5,282,488
Capital projects	770,029	-	770,029
Special revenue	1,825,818	-	1,825,818
Unrestricted	115,146,522	24,004,120	139,150,642
<b>Total net position</b>	<b>\$ 358,074,267</b>	<b>\$ 140,321,218</b>	<b>\$ 498,395,485</b>

See accompanying notes to basic financial statements.

**CITY OF CARROLLTON, TEXAS**

Government-wide Statement of Activities  
For the Year Ended September 30, 2016

Program Activities	Expenses	Program Revenues			Net (Expenses) Revenue and Changes in Net Position		
		Fees, Fines and Charges for Services	Operating Grants and Contributions	Capital Grants and Contributions	Governmental Activities	Business-type Activities	Total
Governmental activities							
General government and administration	\$ 15,894,255	\$ 276,789	\$ -	\$ -	\$ (15,617,466)	\$ -	\$ (15,617,466)
Public safety	59,993,080	10,225,750	124,027	258,461	(49,384,842)	-	(49,384,842)
Development services	26,750,336	2,642,431	-	1,773,811	(22,334,094)	-	(22,334,094)
Cultural and recreational	15,487,148	2,767,833	200,789	285,276	(12,233,250)	-	(12,233,250)
Interest on long-term debt	6,125,135	-	-	-	(6,125,135)	-	(6,125,135)
Total governmental activities	124,249,954	15,912,803	324,816	2,317,548	(105,694,787)	-	(105,694,787)
Business-type activities:							
Water and sewer	38,169,394	37,361,058	-	1,003,684	-	195,348	195,348
Golf	1,770,254	976,527	-	557,072	-	(236,655)	(236,655)
Sanitation	7,396,452	9,492,356	-	-	-	2,095,904	2,095,904
Total business-type activities	47,336,100	47,829,941	-	1,560,756	-	2,054,597	2,054,597
Total government	\$ 171,586,054	\$ 63,742,744	\$ 324,816	\$ 3,878,304	(105,694,787)	2,054,597	(103,640,190)
General revenues:							
Taxes:							
Ad valorem					66,690,804	-	66,690,804
Sales					34,512,467	-	34,512,467
Occupancy					243,946	-	243,946
Franchise fees based upon gross receipts					11,778,705	-	11,778,705
Investment earnings net of change in fair value of investments					1,280,470	186,142	1,466,612
Gain on sale of capital assets					123,312	37,256	160,568
Miscellaneous					977,691	204,467	1,182,158
Transfers					4,407,582	(4,407,582)	-
Total general revenues and transfers					120,014,977	(3,979,717)	116,035,260
Change in net position					14,320,190	(1,925,120)	12,395,070
Net position at beginning of year					343,754,077	142,246,338	486,000,415
Net position at end of year					\$ 358,074,267	\$ 140,321,218	\$ 498,395,485

See accompanying notes to basic financial statements.



**CITY OF CARROLLTON, TEXAS**

Balance Sheet  
 Governmental Funds  
 September 30, 2016

	General	Debt Service	Streets and Drainage	General and Public Facilities	Other Governmental Funds	Total Governmental Funds
<b>Assets</b>						
Cash and cash equivalents	\$ 21,541,433	\$ 4,704,456	\$ 51,570,744	\$ 44,501,609	\$ 21,500,835	\$ 143,819,077
Receivables (net, where applicable, of allowance for doubtful accounts):						
Ad valorem taxes	13,489	6,461	-	-	-	19,950
Sales taxes	2,829,211	-	-	-	-	2,829,211
Franchise fees	3,096,925	-	-	88,436	-	3,185,361
Accrued interest	113,247	-	83,764	61,372	27,465	285,848
Other	183,760	-	-	685,919	-	869,679
Due from other governments	27,543	-	10,410	53,089	219,198	310,240
Prepaid items	-	-	-	-	67,220	67,220
Land held for redevelopment	-	-	-	3,596,468	-	3,596,468
<b>Total assets</b>	<b>\$ 27,805,608</b>	<b>\$ 4,710,917</b>	<b>\$ 51,664,918</b>	<b>\$ 48,986,893</b>	<b>\$ 21,814,718</b>	<b>\$ 154,983,054</b>
<b>Liabilities and Fund Balances</b>						
<b>Liabilities:</b>						
Accounts payable	\$ 6,240,255	\$ 19,157	\$ 2,411,373	\$ 4,280,739	\$ 1,073,477	\$ 14,025,001
Unearned revenue	10,337	-	618,407	-	47,775	676,519
<b>Total liabilities</b>	<b>6,250,592</b>	<b>19,157</b>	<b>3,029,780</b>	<b>4,280,739</b>	<b>1,121,252</b>	<b>14,701,520</b>
<b>Fund balances:</b>						
<b>Restricted for:</b>						
Debt service	-	4,691,760	-	-	-	4,691,760
Streets and drainage	-	-	5,196,877	-	-	5,196,877
Public facilities	-	-	-	6,607,230	-	6,607,230
Other capital projects	-	-	-	49,435	1,617,429	1,666,864
Other purposes	-	-	-	-	1,825,818	1,825,818
<b>Committed to:</b>						
Street rehabilitation	-	-	20,249,854	-	-	20,249,854
Other capital projects	-	-	-	-	4,026,554	4,026,554
<b>Assigned to:</b>						
Streets and drainage	-	-	23,188,407	-	-	23,188,407
Public facilities	-	-	-	38,049,489	-	38,049,489
Other capital projects	-	-	-	-	12,776,330	12,776,330
Other purposes	213,086	-	-	-	447,335	660,421
Unassigned	21,341,930	-	-	-	-	21,341,930
<b>Total fund balances</b>	<b>21,555,016</b>	<b>4,691,760</b>	<b>48,635,138</b>	<b>44,706,154</b>	<b>20,693,466</b>	<b>140,281,534</b>
<b>Total liabilities and fund balances</b>	<b>\$ 27,805,608</b>	<b>\$ 4,710,917</b>	<b>\$ 51,664,918</b>	<b>\$ 48,986,893</b>	<b>\$ 21,814,718</b>	<b>\$ 154,983,054</b>

See accompanying notes to basic financial statements.

**CITY OF CARROLLTON, TEXAS**

Reconciliation of the Governmental Funds Balance Sheet to Statement of Net Position  
September 30, 2016

Total fund balance - total governmental funds \$ 140,281,534

Amounts reported for governmental activities in the statement of net position are different because:

Equity investment in Joint Venture is not a current financial resource and therefore are not reported in the governmental funds balance sheet. 1,443,590

Capital assets used in governmental activities are not current financial resources and therefore are not reported in the governmental funds balance sheet. Includes capital assets of Internal Service Funds. 400,818,295

Deferred outflows of resources are not reported in the governmental funds:

Deferred charges on refundings	1,910,920	
Pension contributions after measurement date	5,070,085	
Difference in projected and actual earnings on pension assets	20,797,028	
Changes in actuarial assumptions used to determine pension liability	3,305,282	31,083,315

Internal service funds are used by management to charge the cost of certain activities, such as insurance and fleet management, to individual funds. The assets and liabilities of the internal service funds are included in governmental activities in the government-wide statement of net position (net of amount allocated to business-type activities, capital assets and long term liabilities).

Internal Service Fund balances not included in other reconciling items:

Current assets	\$ 16,280,822	
Accounts payable	(514,275)	
Net amount allocated to business-type activities	274,617	16,041,164

Pollution remediation obligation on long-term debt does not require current financial resources and, therefore, is not reported as a liability in the governmental funds balance sheet. (58,590)

Interest payable on long-term debt does not require current financial resources. Therefore interest payable is not reported as a liability in the governmental funds balance sheet. (835,601)

Long term liabilities are not due and payable in the current period and, therefore, they are not reported in the governmental funds balance sheet. Includes Internal Service Funds' non-current liabilities.

Due within one year	\$ 17,208,899	
Due in more than one year	211,816,209	(229,025,108)

Deferred inflows of resources are not reported in the governmental funds:

Difference in expected and actual pension experience		(1,674,332)
--	--	-------------

Net position of governmental activities \$ 358,074,267

See accompanying notes to basic financial statements.

**CITY OF CARROLLTON, TEXAS**

Statement of Revenues, Expenditures and Changes in Fund Balances  
 Governmental Funds  
 For the Year Ended September 30, 2016

	General	Debt Service	Streets and Drainage	General and Public Facilities	Other Governmental Funds	Total Governmental Funds
<b>Revenues:</b>						
<b>Taxes:</b>						
Ad valorem	\$ 38,015,944	\$20,815,092	\$ 3,769,254	\$ -	\$ 3,797,989	\$ 66,398,279
Penalty and interest	236,093	56,432	-	-	-	292,525
Sales	34,512,467	-	-	-	-	34,512,467
Occupancy	-	-	-	-	243,946	243,946
Franchise fees	11,412,565	-	-	366,140	-	11,778,705
Assessments	-	-	9,087	-	323,795	332,882
Charges for services	5,892,576	-	-	-	217,956	6,110,532
Intergovernmental	96,015	-	385,176	281,598	1,081,715	1,844,504
Licenses and permits	3,038,325	-	-	-	35,335	3,073,660
Fines and forfeitures	5,714,631	-	-	146,914	534,184	6,395,729
Investment earnings net of change in fair value of investments	460,909	(2,459)	342,682	261,165	113,073	1,175,370
Miscellaneous	529,415	-	120,360	165,195	162,721	977,691
<b>Total revenues</b>	<u>99,908,940</u>	<u>20,869,065</u>	<u>4,626,559</u>	<u>1,221,012</u>	<u>6,510,714</u>	<u>133,136,290</u>
<b>Expenditures:</b>						
<b>Current:</b>						
General government and administration	14,014,017	-	-	-	-	14,014,017
Public safety	52,651,617	-	-	-	252,423	52,904,040
Development services	10,840,186	-	-	-	73,167	10,913,353
Cultural and recreational	11,320,937	-	-	-	604,254	11,925,191
Capital outlay	-	-	16,623,331	20,726,240	6,725,787	44,075,358
<b>Debt service:</b>						
Principal retirement	-	13,980,000	-	-	-	13,980,000
Interest and fiscal charges	-	6,727,253	-	-	-	6,727,253
<b>Total expenditures</b>	<u>88,826,757</u>	<u>20,707,253</u>	<u>16,623,331</u>	<u>20,726,240</u>	<u>7,655,631</u>	<u>154,539,212</u>
<b>Excess (deficiency) of revenues over expenditures</b>	<u>11,082,183</u>	<u>161,812</u>	<u>(11,996,772)</u>	<u>(19,505,228)</u>	<u>(1,144,917)</u>	<u>(21,402,922)</u>
<b>Other financing sources (uses):</b>						
Bonds issued	-	116,854	6,863,146	7,900,000	2,800,000	17,680,000
Refunding bonds issued	-	11,435,000	-	-	-	11,435,000
Premium on bonds issued	-	2,212,386	2,490,316	-	-	4,702,702
Payment to refunded bond escrow agent	-	(13,532,110)	-	-	-	(13,532,110)
Sale of capital assets	-	-	36,838	-	-	36,838
Transfers in	5,165,841	-	2,621,311	11,059,150	1,610,155	20,456,457
Transfers out	(13,779,016)	-	(1,017,361)	(912,686)	-	(15,709,063)
<b>Total other financing sources (uses)</b>	<u>(8,613,175)</u>	<u>232,130</u>	<u>10,994,250</u>	<u>18,046,464</u>	<u>4,410,155</u>	<u>25,069,824</u>
<b>Net change in fund balances</b>	<u>2,469,008</u>	<u>393,942</u>	<u>(1,002,522)</u>	<u>(1,458,764)</u>	<u>3,265,238</u>	<u>3,666,902</u>
<b>Fund balances at beginning of year</b>	<u>19,086,008</u>	<u>4,297,818</u>	<u>49,637,660</u>	<u>46,164,918</u>	<u>17,428,228</u>	<u>136,614,632</u>
<b>Fund balances at end of year</b>	<u>\$ 21,555,016</u>	<u>\$ 4,691,760</u>	<u>\$ 48,635,138</u>	<u>\$ 44,706,154</u>	<u>\$ 20,693,466</u>	<u>\$ 140,281,534</u>

See accompanying notes to basic financial statements.

**CITY OF CARROLLTON, TEXAS**

Reconciliation of the Statement of Revenues, Expenditures, and Changes in Fund Balance of  
Governmental Funds to the Statement of Activities  
For the Year Ended September 30, 2016

Net change in fund balances - total governmental funds \$ 3,666,902

Amounts reported for governmental activities in the statement of activities are different because:

Governmental funds report capital outlay as expenditures. However, in the government-wide statement of activities, the cost of those assets is allocated over their estimated useful lives as depreciation expense. This is the amount of capital outlay recorded as capital assets in the current period. 34,926,582

The net effect of various transactions involving capital assets.

Capital contributions	\$ 797,860	
Asset retirements/disposals	<u>(37,372)</u>	760,488

Depreciation expense on capital assets is reported in the government-wide statement of activities, but does not require the use of current financial resources. Therefore, depreciation expense is not reported as expenditure in governmental funds. (16,003,501)

The issuance of long-term debt (e.g. bonds ) provides current financial resources to governmental funds, while the repayment of the principal of long-term debt consumes the current financial resources of governmental funds. Neither transaction, however, has any effect on net position. Also, governmental funds report the effect of issuance costs, premiums, discounts, and similar items when debt is first issued, whereas the amounts are deferred and amortized in the statement of activities. This amount is the net effect of these differences in the treatment of long-term debt and related items.

Bonds issued	\$ (29,115,000)	
Premium on bonds issued	(4,702,702)	
Payment to refunding bond escrow agent	13,532,110	
Bond principal retirement	13,980,000	
Accrued interest on Bonds Payable	(19,616)	
Amortization of bond premiums/discounts	797,853	
Amortization of deferred charges on refundings	<u>(176,119)</u>	(5,703,474)

Expenditures are recognized in the governmental funds when paid are due for items not normally paid with available financial resources. However, the Statement of Activities is presented on a accrual basis and expenses reported when incurred. This amount is the net effect of these differences.

Compensated absences expenses	(332,119)	
Pollution remediation obligation costs	46,826	
Pension costs, net	<u>(3,272,527)</u>	(3,557,820)

Internal service funds are used by management to charge the costs of certain activities, such as insurance and fleet management, to individual funds. The net revenue of the internal service funds is reported with governmental activities net of amount allocated to business-type activities and depreciation expense.

Change in net position	\$ (1,992,775)	
Net of amount allocated to business activities	171,648	
Depreciation expense	<u>2,052,140</u>	<u>231,013</u>

Change in net position of governmental activities \$ 14,320,190

See accompanying notes to basic financial statements.

**CITY OF CARROLLTON, TEXAS**

General Fund  
 Statement of Revenues, Expenditures and Changes in Fund Balances  
 Budget and Actual  
 For the Year Ended September 30, 2016

	Budgeted Amounts		Actual GAAP Basis	Adjustments Budget Basis	Actual Budget Basis	Variance with Final Budget Positive (Negative)
	Original	Final				
Revenues:						
Taxes:						
Ad valorem	\$ 37,600,495	\$ 37,865,000	\$ 38,015,944	\$ -	\$ 38,015,944	\$ 150,944
Penalty and interest	200,000	250,000	236,093	-	236,093	(13,907)
Sales	31,628,000	35,111,993	34,512,467	-	34,512,467	(599,526)
Franchise fees	11,345,046	11,241,602	11,412,565	-	11,412,565	170,963
Charges for services	5,150,462	5,582,789	5,892,576	-	5,892,576	309,787
Intergovernmental	-	-	96,015	-	96,015	96,015
Licenses and permits	2,937,969	3,043,206	3,038,325	-	3,038,325	(4,881)
Fines and forfeitures	6,400,700	5,975,303	5,714,631	-	5,714,631	(260,672)
Investment earnings net of change in fair value of investments	261,450	433,000	460,909	10,434	471,343	38,343
Miscellaneous	665,900	759,500	529,415	-	529,415	(230,085)
<b>Total revenues</b>	<b>96,190,022</b>	<b>100,262,393</b>	<b>99,908,940</b>	<b>10,434</b>	<b>99,919,374</b>	<b>(343,019)</b>
Expenditures:						
Current:						
General government and administration	18,146,719	16,013,943	14,014,017	(31,472)	13,982,545	2,031,398
Public safety	51,979,936	52,862,071	52,651,617	(27,446)	52,624,171	237,900
Development services	11,389,955	11,138,099	10,840,186	(46,799)	10,793,387	344,712
Cultural and recreational	12,031,023	11,653,077	11,320,937	(12,927)	11,308,010	345,067
<b>Total expenditures</b>	<b>93,547,633</b>	<b>91,667,190</b>	<b>88,826,757</b>	<b>(118,644)</b>	<b>88,708,113</b>	<b>2,959,077</b>
Excess (deficiency) of revenues over expenditures	2,642,389	8,595,203	11,082,183	129,078	11,211,261	2,616,058
Other financing sources (uses):						
Transfers in	5,344,087	5,324,032	5,165,841	407,630	5,573,471	249,439
Transfers out	(8,542,044)	(15,032,915)	(13,779,016)	(407,630)	(14,186,646)	846,269
<b>Total other financing sources (uses)</b>	<b>(3,197,957)</b>	<b>(9,708,883)</b>	<b>(8,613,175)</b>	<b>-</b>	<b>(8,613,175)</b>	<b>1,095,708</b>
<b>Net change in fund balances</b>	<b>(555,568)</b>	<b>(1,113,680)</b>	<b>2,469,008</b>	<b>129,078</b>	<b>2,598,086</b>	<b>3,711,766</b>
Fund balances at beginning of year	18,741,660	18,741,660	19,086,008	(344,348)	18,741,660	-
<b>Fund balances at end of year</b>	<b>\$ 18,186,092</b>	<b>\$ 17,627,980</b>	<b>\$ 21,555,016</b>	<b>\$ (215,270)</b>	<b>\$ 21,339,746</b>	<b>\$ 3,711,766</b>

See accompanying notes to basic financial statements.

CITY OF CARROLLTON, TEXAS

Statement of Net Position  
 Proprietary Funds  
 September 30, 2016

	Business Type Activities - Enterprise Funds				Governmental Activities- Internal Service Funds
	Water and Sewer	Golf Course	Sanitation	Total	
<b>Assets</b>					
<b>Current Assets:</b>					
Cash and cash equivalents	\$ 21,368,487	\$ 64,160	\$ 743,800	\$ 22,176,447	\$ 15,959,610
Receivables (net where applicable of allowance for doubtful accounts)					
Accounts	4,450,829	-	1,035,292	5,486,121	-
Accrued interest	43,030	-	4,386	47,416	26,683
Other	-	156,858	-	156,858	119,668
Due from other governments	-	557,072	-	557,072	-
Inventories	-	55,032	-	55,032	49,494
Prepaid items	-	910	-	910	125,367
<b>Restricted assets:</b>					
Cash and cash equivalents	3,428,471	-	-	3,428,471	-
Total current assets	<u>29,290,817</u>	<u>834,032</u>	<u>1,783,478</u>	<u>31,908,327</u>	<u>16,280,822</u>
<b>Noncurrent assets:</b>					
<b>Restricted assets:</b>					
Cash and cash equivalents	1,426,329	-	-	1,426,329	-
<b>Capital assets:</b>					
Land	1,382,918	995,000	-	2,377,918	-
Buildings	18,038,700	1,609,627	-	19,648,327	176,409
Equipment	4,982,482	967,305	1,460,303	7,410,090	20,603,977
Intangibles	868,612	-	-	868,612	104,714
Improvements	-	11,900,768	-	11,900,768	-
Infrastructure	239,589,258	-	-	239,589,258	-
Accumulated depreciation	(139,366,148)	(13,267,619)	(1,391,663)	(154,025,430)	(12,363,918)
Total capital assets, net of accumulated depreciation	<u>125,495,822</u>	<u>2,205,081</u>	<u>68,640</u>	<u>127,769,543</u>	<u>8,521,182</u>
Total noncurrent assets	<u>126,922,151</u>	<u>2,205,081</u>	<u>68,640</u>	<u>129,195,872</u>	<u>8,521,182</u>
Total assets	<u>156,212,968</u>	<u>3,039,113</u>	<u>1,852,118</u>	<u>161,104,199</u>	<u>24,802,004</u>
<b>Deferred outflows of resources</b>					
Deferred charges on refundings	153,750	-	-	153,750	-
Pension contributions after measurement date	223,937	-	-	223,937	-
Difference in projected and actual earnings on pension assets	915,094	-	-	915,094	-
Changes in actuarial assumptions used to determine pension liability	145,989	-	-	145,989	-
Total deferred outflows of resources	<u>1,438,770</u>	<u>-</u>	<u>-</u>	<u>1,438,770</u>	<u>-</u>
<b>Liabilities</b>					
<b>Current liabilities:</b>					
Accounts payable	1,815,592	194,738	1,391,462	3,401,792	514,275
Estimated health claims payable	-	-	-	-	1,038,000
Customer deposits payable	2,664,146	-	-	2,664,146	-
Revenue bonds payable	1,409,120	-	-	1,409,120	-
Compensated absences	57,273	-	-	57,273	-
Accrued interest	218,491	-	-	218,491	-
Total current liabilities	<u>6,164,622</u>	<u>194,738</u>	<u>1,391,462</u>	<u>7,750,822</u>	<u>1,552,275</u>
<b>Noncurrent liabilities:</b>					
Revenue bonds payable	12,169,237	-	-	12,169,237	-
Net pension liability	1,346,172	-	-	1,346,172	-
Compensated absences	608,352	-	-	608,352	32,606
Other post employment benefits obligation	-	-	-	-	1,835,904
Long-term risk liability	-	-	-	-	1,585,644
Total noncurrent liabilities	<u>14,123,761</u>	<u>-</u>	<u>-</u>	<u>14,123,761</u>	<u>3,454,154</u>
Total liabilities	<u>20,288,383</u>	<u>194,738</u>	<u>1,391,462</u>	<u>21,874,583</u>	<u>5,006,429</u>
<b>Deferred inflow of resources</b>					
Difference in expected and actual pension experience	72,551	-	-	72,551	-
<b>Net Position</b>					
Net investment in capital assets	112,617,048	2,205,081	68,640	114,890,769	8,521,182
<b>Restricted for:</b>					
Revenue bond retirement	1,426,329	-	-	1,426,329	-
Unrestricted	23,247,427	639,294	392,016	24,278,737	11,274,393
Total net position	<u>\$ 137,290,804</u>	<u>\$ 2,844,375</u>	<u>\$ 460,656</u>	<u>140,595,835</u>	<u>\$ 19,795,575</u>
<b>Reconciliation to government-wide statement of net position:</b>					
Adjustment to reflect the consolidation of internal service funds activities related to enterprise funds				(274,617)	
Net position of business-type activities				<u>\$ 140,321,218</u>	

See accompanying notes to basic financial statements.

**CITY OF CARROLLTON, TEXAS**

Statement of Revenues, Expenses and Changes in Net Position  
 Proprietary Funds  
 For the Year Ended September 30, 2016

	Business Type Activities - Enterprise Funds				Governmental Activities- Internal Service Funds
	Water and Sewer	Golf Course	Sanitation	Total	
Operating revenues:					
Charges for services	\$ 37,361,058	\$ 976,527	\$ 9,492,356	\$ 47,829,941	\$ 17,157,335
Miscellaneous	204,467	-	-	204,467	-
Total operating revenues	<u>37,565,525</u>	<u>976,527</u>	<u>9,492,356</u>	<u>48,034,408</u>	<u>17,157,335</u>
Operating expenses:					
Personal services	4,160,938	-	-	4,160,938	168,538
Supplies and services	23,830,734	1,503,591	7,161,356	32,495,681	16,794,362
Utilities	874,429	141,637	-	1,016,066	27,544
Allocations	1,209,405	10,395	89,542	1,309,342	55,572
Depreciation	7,443,949	114,768	146,030	7,704,747	2,052,140
Total operating expenses	<u>37,519,455</u>	<u>1,770,391</u>	<u>7,396,928</u>	<u>46,686,774</u>	<u>19,098,156</u>
Income (loss) from operations	<u>46,070</u>	<u>(793,864)</u>	<u>2,095,428</u>	<u>1,347,634</u>	<u>(1,940,821)</u>
Nonoperating revenues (expenses):					
Intergovernmental	-	557,072	-	557,072	-
Investment earnings net of change in fair value of investments	172,784	(110)	13,468	186,142	105,100
Gain on sale/retirement of capital assets	37,256	-	-	37,256	123,312
Interest expense	(477,678)	-	-	(477,678)	-
Total nonoperating revenues (expenses)	<u>(267,638)</u>	<u>556,962</u>	<u>13,468</u>	<u>302,792</u>	<u>228,412</u>
Income (loss) before contributions and transfers	<u>(221,568)</u>	<u>(236,902)</u>	<u>2,108,896</u>	<u>1,650,426</u>	<u>(1,712,409)</u>
Capital contributions	1,003,684	-	-	1,003,684	-
Transfers in	6,660	1,902,758	-	1,909,418	52,786
Transfers out	<u>(3,663,133)</u>	<u>(334,159)</u>	<u>(2,319,708)</u>	<u>(6,317,000)</u>	<u>(333,152)</u>
Change in net position	<u>(2,874,357)</u>	<u>1,331,697</u>	<u>(210,812)</u>	<u>(1,753,472)</u>	<u>(1,992,775)</u>
Net position at beginning of year	<u>140,165,161</u>	<u>1,512,678</u>	<u>671,468</u>		<u>21,788,350</u>
Net position at end of year	<u>\$ 137,290,804</u>	<u>\$ 2,844,375</u>	<u>\$ 460,656</u>		<u>\$ 19,795,575</u>
Reconciliation to government-wide statement of activities:					
Adjustment to reflect the consolidation of internal service fund activities related to enterprise funds				<u>(171,648)</u>	
Change in net position of business-type activities				<u>\$ (1,925,120)</u>	

See accompanying notes to basic financial statements.

**CITY OF CARROLLTON, TEXAS**

Statement of Cash Flows  
 Proprietary Funds  
 For the Year Ended September 30, 2016

	Business -Type Activities- Enterprise Funds				Governmental Activities- Internal Service Funds
	Water and Sewer	Golf Course	Sanitation	Total	
Cash flows from operating activities:					
Cash received from customers for services	\$ 37,924,078	\$ 819,669	\$ 9,402,842	\$ 48,146,589	\$ -
Cash received from employees for services	-	-	-	-	1,553,739
Cash received from other funds for services	-	-	-	-	15,554,164
Cash received from loss claim recoveries	-	-	-	-	711,383
Other operating cash receipts	204,467	-	-	204,467	-
Cash payments to suppliers for goods and services	(25,131,312)	(1,545,307)	(6,571,742)	(33,248,361)	(5,088,136)
Cash payments to employees for services	(3,429,794)	-	-	(3,429,794)	(148,977)
Cash payment for loss claims	-	-	-	-	(11,055,919)
Cash payments to other funds for services	(1,390,686)	(11,566)	(74,136)	(1,476,388)	(65,477)
Net cash provided (used) by operating activities	<u>8,176,753</u>	<u>(737,204)</u>	<u>2,756,964</u>	<u>10,196,513</u>	<u>1,460,777</u>
Cash flows from noncapital financing activities:					
Transfers from other funds	-	1,902,758	-	1,902,758	-
Transfers to other funds	(3,663,133)	(334,159)	(2,319,708)	(6,317,000)	(333,152)
Net cash provided (used) by noncapital and related financing activities	<u>(3,663,133)</u>	<u>1,568,599</u>	<u>(2,319,708)</u>	<u>(4,414,242)</u>	<u>(333,152)</u>
Cash flows from capital and related financing activities:					
Acquisition and construction of capital assets	(2,228,148)	(940,045)	-	(3,168,193)	(1,390,623)
Proceeds from sale of capital assets	43,972	-	-	43,972	129,828
Interest paid on bonds	(574,205)	-	-	(574,205)	-
Retirement of bonds	(1,260,000)	-	-	(1,260,000)	-
Capital contributions	894,970	-	-	894,970	-
Net cash used by capital and related financing activities	<u>(3,123,411)</u>	<u>(940,045)</u>	<u>-</u>	<u>(4,063,456)</u>	<u>(1,260,795)</u>
Cash flows from investing activities:					
Interest on cash and cash equivalents	<u>153,822</u>	<u>333</u>	<u>11,133</u>	<u>165,288</u>	<u>94,528</u>
Net increase (decrease) in cash and cash equivalents	1,544,031	(108,317)	448,389	1,884,103	(38,642)
Cash and cash equivalents, October 1	24,679,256	172,477	295,411	25,147,144	15,998,252
Cash and cash equivalents, September 30	<u>\$ 26,223,287</u>	<u>\$ 64,160</u>	<u>\$ 743,800</u>	<u>\$ 27,031,247</u>	<u>\$ 15,959,610</u>

(Continued)



**CITY OF CARROLLTON, TEXAS**

Statement of Cash Flows  
 Proprietary Funds  
 For the Year Ended September 30, 2016

	Business -Type Activities- Enterprise Funds				Governmental Activities- Internal Service Funds
	Water and Sewer	Golf Course	Sanitation	Total	
Reconciliation of income (loss) from operations to net cash provided (used) by operating activities:					
Income (loss) from operations	\$ 46,070	\$ (793,864)	\$ 2,095,428	\$ 1,347,634	\$ (1,940,821)
Adjustments to reconcile income (loss) from operations to net cash provided (used) by operating activities:					
Depreciation	7,443,949	114,768	146,030	7,704,747	2,052,140
Provision for doubtful accounts	44,919	-	15,403	60,322	-
Change in assets and liabilities:					
(Increase) decrease in accounts receivable	547,836	-	(89,511)	458,325	-
(Increase) decrease in other receivables	-	(156,858)	-	(156,858)	64,388
(Increase) decrease in inventories	-	(910)	-	(910)	5,604
(Increase) decrease in prepaid items	-	(55,032)	-	(55,032)	23,000
Increase in pension related deferred outflows	(924,887)	-	-	(924,887)	-
Increase (decrease) in accounts payable	(27,616)	154,692	589,614	716,690	17,448
Decrease in estimated health claims payable	-	-	-	-	(64,000)
Increase in deposits	15,184	-	-	15,184	-
Increase in net pension liability	1,053,126	-	-	1,053,126	-
Increase (decrease) in liability for compensated absences	(30,400)	-	-	(30,400)	5,681
Increase in long-term risk liability	-	-	-	-	343,014
Increase in other post employment benefits obligation	-	-	-	-	954,323
Increase in pension related deferred inflows	8,572	-	-	8,572	-
Net cash provided by operating activities	<u>\$ 8,176,753</u>	<u>\$ (737,204)</u>	<u>\$ 2,756,964</u>	<u>\$ 10,196,513</u>	<u>\$ 1,460,777</u>

Noncash investing, capital and financing activities:

During the past year, the Enterprise Funds received \$108,714 of noncash capital contributions from developers consisting of water and assets with a net value of \$6,660 from the Governmental Activities. Additionally, the Internal Service Funds received assets with net value of \$52,786 from the Governmental Activities.

Reconciliation of total cash and cash equivalents:

Current assets:					
Cash and cash equivalents	\$ 21,368,487	\$ 64,160	\$ 743,800	\$ 22,176,447	\$ 15,959,610
Restricted assets - cash and cash equivalents	3,428,471	-	-	3,428,471	-
Noncurrent assets:					
Restricted assets - cash and cash equivalents	1,426,329	-	-	1,426,329	-
Total cash and cash equivalents	<u>\$ 26,223,287</u>	<u>\$ 64,160</u>	<u>\$ 743,800</u>	<u>\$ 27,031,247</u>	<u>\$ 15,959,610</u>

See accompanying notes to basic financial statements.

(Concluded)

## CITY OF CARROLLTON, TEXAS

Notes to Basic Financial Statements  
For Year Ended September 30, 2016

### (1) SUMMARY OF SIGNIFICANT ACCOUNTING POLICIES:

#### A. General Statement

Incorporated on June 14, 1913, the City of Carrollton operates under a Council-Manager form of government and provides the following services as authorized by its charter: public safety, development services, culture, recreation and waterworks.

The accounting and reporting policies of the City relating to the funds included in the accompanying basic financial statements conform to accounting principles generally accepted in the United States of America (GAAP) applicable to state and local governments. Generally accepted accounting principles for local governments include those principles prescribed by the Governmental Accounting Standards Board (GASB). The more significant accounting policies of the City are described below.

#### B. Financial Reporting Entity

The City's basic financial statements include the accounts of all City operations. The criteria for including legally separate organizations as component units within the City's reporting entity are set forth in Section 2100 of GASB's Codification of Governmental Accounting and Financial Reporting Standards. Based on this criterion, the City has no component units.

#### C. Basis of Presentation

The government-wide financial statements (the Statement of Net Position and the Statement of Activities) report information on all of the activities of the City. As a general rule the effect of interfund activity has been eliminated from the government-wide financial statements. Exceptions to this general rule are charges from the City's water, sewer and sanitation functions and various other functions. Elimination of these charges would distort the direct costs reported for the various functions concerned. Governmental activities, which normally are supported by taxes and intergovernmental revenues, are reported separately from business-type activities which rely to a significant extent on fees and charges for support.

The statement of activities demonstrates the degree to which the direct expenses of a given program are offset by program revenues. Direct expenses are those that are clearly identifiable with a specific program. Program revenues include 1) charges to customers or applicants who purchase, use, or directly benefit from goods, services, or privileges provided by a given program and 2) operating or capital grants and contributions that are restricted to meeting the operational or capital requirements of a particular program. Taxes and other items not properly included among program revenues are reported instead as general revenues.

## **CITY OF CARROLLTON, TEXAS**

Notes to Basic Financial Statements  
For Year Ended September 30, 2016

### Fund Financial Statements:

The City segregates transactions related to certain functions or activities in separate funds in order to aid financial management and to demonstrate legal compliance. Separate statements are presented for governmental and proprietary activities. These statements present each major fund as a separate column on the fund financial statements; all non-major funds are aggregated and presented in a single column.

Governmental funds are those funds through which most governmental functions typically are financed. The measurement focus of governmental funds is on the sources, uses and balance of current financial resources. The City has presented the following major governmental funds:

#### General Fund-

General Fund is the main operating fund of the City. This fund is used to account for all financial resources not accounted for in other funds. All general tax revenues and other receipts that are not restricted by law or contractual agreement to some other fund are accounted for in this fund. General operating expenditures, fixed charges and capital improvement costs that are not paid through other funds are paid from the General Fund.

#### Debt Service Fund-

Debt Service Fund is used to account for the accumulation of financial resources for the payment of principal, interest and related costs on general long-term debt paid primarily from taxes levied by the City. The fund balance of the Debt Service Fund is restricted exclusively for debt service expenditures.

#### Streets and Drainage Fund-

Streets and Drainage Fund is used to account for funds received and expended for the construction and renovation of thoroughfares, arterial streets and drainage improvements in the City.

#### General and Public Facilities Fund-

General and Public Facilities Fund is used to account for funds received and expended for construction, renovation, expansion and major improvement of various City facilities, acquisition of land and other large nonrecurring projects.

Proprietary Funds are accounted for using the economic resources measurement focus and the accrual basis of accounting. The accounting objectives are determination of net income, financial position and cash flow. All assets and liabilities are included on the Statement of Net Position. The City has presented the following major proprietary funds:

## CITY OF CARROLLTON, TEXAS

Notes to Basic Financial Statements  
For Year Ended September 30, 2016

### Water and Sewer Fund-

Water and Sewer Fund is used to account for the provision of water and sewer services to the residents of the City. Activities of the fund include administration, operations and maintenance of the water and sewer system and billing and collection activities. The fund also accounts for the accumulation of resources for, and the payment of, long-term debt principal and interest for water and sewer debt. All costs are financed through charges to utility customers with rates reviewed regularly and adjusted if necessary to ensure integrity of the funds.

### Golf Course Fund-

Golf Course Fund is used to account for payments received from the contractor and improvements made to the City's golf course, including administration, operation and maintenance.

### Sanitation Fund-

Sanitation Fund is used to account for billing, collection and payment for solid waste collection and disposal services. All costs are financed through charges to sanitation customers.

Additionally, the City reports the Internal Service Funds which are used to account for the fleet management services, self-funded property and casualty insurance provided to departments of the City and self funded health and disability insurance provided to employees of the City.

Proprietary funds distinguish operating revenues and expenses from non-operating items. Operating revenues and expenses generally result from providing services and producing and delivering goods in connection with a proprietary fund's principal ongoing operations. Operating expenses for the proprietary funds include the cost of personal and contractual services, supplies and depreciation on capital assets. All revenues and expenses not meeting this definition are reported as non-operating revenues and expenses.

#### D. Measurement Focus/Basis of Accounting

Measurement focus refers to what is being measured; basis of accounting refers to when revenues and expenditures are recognized in the accounts and reported in the financial statements. Basis of accounting relates to the timing of the measurement made, regardless of the measurement focus applied.

The government-wide statements and fund financial statements for proprietary funds are reported using the economic resources measurement focus and the accrual basis of accounting. The economic resources measurement focus means all assets and liabilities (whether current or non-current) and all deferred inflows and outflows of resources are included on the Statement of Net Position and the operating statements present increases (revenues) and decreases (expenses) in net position. Under the accrual basis of accounting, revenues are recognized when earned,

## CITY OF CARROLLTON, TEXAS

### Notes to Basic Financial Statements For Year Ended September 30, 2016

including unbilled water and sewer services which are accrued. Expenses are recognized at the time the liability is incurred.

Governmental fund financial statements are reported using the current financial resources measurement focus and are accounted for using the modified accrual basis of accounting. Under the modified accrual basis of accounting, revenues are recognized when susceptible to accrual; i.e., when they become both measurable and available. "Measurable" means the amount of the transaction can be determined and "available" means collectible within the current period or soon enough thereafter to be used to pay liabilities of the current period. The City considers revenues as available if they are collected within 60 days after year-end. Expenditures are recorded when the related fund liability is incurred. However, debt service expenditures, except for interest payable accrued at the debt issuance date for which cash is received with the debt proceeds, as well as expenditures related to compensated absences are recorded only when payment has matured and will be payable shortly after year-end.

The revenues susceptible to accrual are property taxes, franchise fees, licenses, charges for service, interest income and intergovernmental revenues. Sales taxes collected and held by the state at year-end on behalf of the government are also recognized as revenue. All other governmental fund revenues are recognized when received, as they are deemed immaterial.

#### E. Budgetary Control

Annual budgets are adopted for all governmental funds except for the capital projects funds, which adopt project-length budgets.

The City Charter establishes the fiscal year as the twelve-month period beginning October 1. The departments submit to the City Manager a budget of estimated expenditures for the ensuing fiscal year after which the City Manager subsequently submits a budget of estimated expenditures and revenues to the City Council by August 1.

Upon receipt of the budget estimates, the Council holds a public hearing on the proposed budget. Information about the Budget Ordinance is then published in the official newspaper of the City.

At least ten days prior to October 1, the budget is legally enacted through passage of an ordinance. The City Manager is authorized to transfer budgeted amounts between line items and departments within any fund; however, any revisions that alter the total expenditures of any fund must be approved by the City Council.

Budgeted amounts are as originally adopted or as amended by the City Council. Individual amendments were not material in relation to the original appropriations, which were adopted.

## CITY OF CARROLLTON, TEXAS

### Notes to Basic Financial Statements For Year Ended September 30, 2016

The Statement of Revenues, Expenditures and Changes in Fund Balances - Budget and Actual – General Fund presents a comparison of budgetary data to actual results. The General Fund utilizes the same basis of accounting for both budgetary purposes and actual results, except for the effect of encumbrances and unrealized investment gains and losses, which are adjusted to the actual results for this comparison.

#### F. Cash, Cash Equivalents and Investments

Cash of all funds, including restricted cash, are pooled into common pooled accounts in order to maximize investment opportunities. Each fund whose monies are deposited in the pooled cash accounts has equity therein, and interest earned on the investment of these monies is allocated based upon relative equity at month end. An individual fund's equity in the pooled cash accounts is available upon demand and are considered to be "cash equivalents" when preparing these financial statements. In addition, any marketable securities not included in the common pooled accounts that are purchased with maturity of ninety days or less are also considered to be "cash equivalents". Negative balances incurred in pooled cash at year-end are treated as interfund receivables of the General Fund and interfund payables of the deficit fund.

Investments in government pools are recorded at amortized cost. All other investments are recorded at fair value based on quoted market prices. Fair value is the amount at which a financial instrument could be exchanged in a current transaction between willing parties.

#### G. Interfund Receivables and Payables

Any residual balances outstanding between the governmental activities and business-type activities are reported in the government-wide financial statements as "internal balances".

#### H. Inventories

The inventories of the Golf Enterprise Fund consist of retail sales items and inventories in the Internal Service Funds consist of fuel supplies. Both are recorded at cost using the first-in/first-out method.

## CITY OF CARROLLTON, TEXAS

Notes to Basic Financial Statements  
For Year Ended September 30, 2016

### I. Prepaid Items

Prepaid balances are for payments made by the City in the current year to provide services occurring in the subsequent fiscal year.

### J. Equity Interest in Joint Venture and Shared Radio System

During Fiscal Year 2014, the Town of Addison, City of Carrollton, City of Coppell and City of Farmers Branch (the “Cities”) formed a joint venture, the North Texas Emergency Communications Center, Inc. (NTECC), to establish and operate a joint public safety dispatch center. The Cities are responsible for funding capital and operating costs of NTECC. The City of Carrollton’s equity interest in NTECC of \$1,443,590 as of September 30, 2016 is recorded as Equity Interest in Joint Venture in the Governmental Activities on the Government-wide Statement of Net Position. Audited financial statements for NTECC can be obtained from the Finance Department at 1945 E. Jackson Rd, Carrollton, TX 75006, by calling 972-466-3110 or by email at [controller@cityofcarrollton.com](mailto:controller@cityofcarrollton.com).

Additionally, the Cities have also entered into an interlocal agreement to jointly procure a public safety radio system. While this agreement did not include the formation of a separate legal joint venture entity, it is possible that this system may be consolidated into NTECC in the future. The Cities are each responsible for funding a portion of the radio system. The City of Carrollton’s portion of the system costs as of September 30, 2016 of \$4,407,969 is capitalized as equipment in the Governmental Activities on the Government-wide Statement of Net Position.

### K. Land Held for Redevelopment

Land held for resale in the General and Public Facilities Capital Project Fund is held for redevelopment and is valued at the estimated realizable value or historical acquisition cost, whichever is less.

## CITY OF CARROLLTON, TEXAS

Notes to Basic Financial Statements  
For Year Ended September 30, 2016

### L. Restricted Assets

Certain cash and investments balances are restricted by various legal and contractual obligations.

The following table summarizes the restricted cash and investments:

#### Governmental activities:

Debt Service Fund	\$ 4,704,456
Bond construction account	17,845,281
Other Capital Project Funds	1,117,661
Special Revenue Funds	2,059,216
	<u>25,726,614</u>

#### Business-type activities

Revenue bond accrued interest payable	218,491
Current maturities of revenue bonds	545,834
Reserve for revenue bond retirement	1,426,329
Customer deposits	2,664,146
	<u>4,854,800</u>

Total Restricted cash and investments	<u>\$ 30,581,414</u>
---------------------------------------	----------------------

### M. Capital Assets

Capital assets, which include property, plant, equipment, and infrastructure assets, are reported in the applicable governmental or business-type activities columns in the government-wide financial statements and in the fund financial statements for proprietary funds. All purchased capital assets are valued at historical cost or estimated historical cost if actual historical cost is not available. Donated assets are valued at their fair market value on the date donated. Repairs and maintenance are recorded as expenses. Renewals and betterments are capitalized.

Outlays for capital assets are capitalized as projects are constructed. Infrastructure assets begin depreciating at the end of year in which costs are incurred. Other constructed capital assets begin depreciating when the asset is placed in service.



## CITY OF CARROLLTON, TEXAS

### Notes to Basic Financial Statements For Year Ended September 30, 2016

Assets capitalized, not including infrastructure assets, have an original cost of \$5,000 or more and over three years of useful life. Infrastructure assets capitalized have an original cost of \$250,000 or more. Depreciation has been calculated on each class of depreciable property using the straight-line method. Estimated useful lives are as follows:

Buildings	20 – 50 Years
Equipment	3 – 10 Years
Intangibles	4 – 20 Years
Improvements	10 – 40 Years
Infrastructure	20 – 40 Years

#### N. Pensions

For purposes of measuring the net pension liability, pension related deferred outflows and inflows of resources, and pension expense, City specific information about its Fiduciary Net Position in the Texas Municipal Retirement System (TMRS) and additions to/deductions from the City's Fiduciary Net Position have been determined on the same basis as they are reported by TMRS. For this purpose, plan contributions are recognized in the period that compensation is reported for the employee, which is when contributions are legally due. Benefit payments and refunds are recognized when due and payable in accordance with the benefit terms. Investments are reported at fair value. Information regarding the City's Total Pension Liability is obtained from TMRS through a report prepared for the City by TMRS consulting actuary, Gabriel Roeder Smith & Company, in compliance with Governmental Accounting Standards Board (GASB) Codification Section P20 – Pension Activities.

#### O. Compensated Absences

The City's policy allows employees to accumulate unused sick leave on an unlimited basis and vacation leave up to 432 hours for Fire Shift Civil Service employees and up to 288 hours for all other employees. Upon termination employees are entitled to be paid for accumulated leave as follows:

##### Vacation Leave:

- Civil Service employees who have completed six full months of service and Non-Civil Service employees hired on or before January 1, 2011 will be paid any accumulated vacation leave.
- Non-Civil Service employees hired after January 1, 2011 who have completed six full months of service will be paid for accumulated vacation leave up to a maximum of 120 hours.

## CITY OF CARROLLTON, TEXAS

Notes to Basic Financial Statements  
For Year Ended September 30, 2016

### Sick Leave:

- Civil Service Fire Shift employees who have completed one full year of service will be paid for accumulated sick leave up to 1,440 hours.
- All other Civil Service employees who have completed one full year of service and Non-Civil Service employees hired on or before January 1, 2010 will be paid for accumulated sick leave up to 960 hours.
- Non-Civil Service employees hired after January 1, 2010 will not be paid for accumulated sick leave.

### P. Nature and Purpose of Classifications of Fund Equity

Governmental Funds fund balances classified as restricted are balances with constraints placed on the use of resources by creditors, grantors, contributors or laws or regulations of other governments. Fund balances classified as committed can only be used for specific purposes pursuant to constraints imposed by the City Council through an ordinance. Once adopted, the limitation imposed by the ordinance remains in place until a similar action is taken (the adoption of another ordinance) to remove or revise the limitation. Assigned fund balances are constrained by an intent to be used for specific purposes but are neither restricted or committed. Assignments are made by City management based on Council direction.

For the classification of Governmental Fund balances, the City considers an expenditure to be made from the most restrictive first when more than one classification is available.

Net position restricted for revenue bond retirement in the Water and Sewer Fund is a reserve required by revenue bond covenants.

### Q. Minimum Fund Balance Policy

It is the desire of the City to maintain adequate General Fund fund balance to maintain liquidity and in anticipation of economic downturns or natural disasters. The City Council has adopted a financial standard to maintain a General Fund minimum fund balance of 60 days of budgeted expenditures.

### R. Net Position

Net position represents the difference between assets and liabilities in the proprietary funds and in the government-wide statements. Net investment in capital assets consists of capital assets net of accumulated depreciation and the outstanding balances of any borrowing spent for the acquisition, construction or improvements of those assets. Net position is reported as restricted when there are limitations imposed on their use either through the enabling legislation adopted

## CITY OF CARROLLTON, TEXAS

### Notes to Basic Financial Statements For Year Ended September 30, 2016

by the City or through external restrictions imposed by creditors, grantors or laws or regulations of other governments.

#### S. Transactions Between Funds

Legally authorized transfers are treated as interfund transfers and are included in the results of operations of both Governmental and Proprietary Funds.

The City allocates to the Proprietary funds an indirect cost percentage of administrative services for those funds but paid through the General Fund along with other indirect costs deemed necessary for their operations. During the year ended September 30, 2016, the City allocated \$2,651,488 as a transfer for such services.

#### T. Deferred Outflows/Inflows of Resources

In addition to assets, the statement of financial position and/or balance sheet will sometimes report a separate section for deferred outflows of resources. This separate financial statement element, deferred outflows of resources, represents a consumption of net position that applies to a future period(s) and so will not be recognized as an outflow of resources (expense/expenditure) until then. The City has the following items that qualify for reporting in this category.

- Deferred charges on refundings – A deferred charge on refunding results from the difference in the carrying value of refunded debt and its reacquisition price. This amount is deferred and amortized over the shorter of the life of the refunded or refunding debt.
- Pension contributions after measurement date – These contributions are deferred and recognized in the following fiscal year.
- Difference in projected and actual earnings on pension assets – This difference is deferred and amortized over a closed five year period.
- Changes in actuarial assumptions used to determine pension liability – This difference is deferred and amortized over the estimated average remaining lives of all members determined as of the measurement date.

In addition to liabilities, the statement of financial position and/or balance sheet will sometimes report a separate section for deferred inflows of resources. This separate financial statement element, deferred inflows of resources, represents an acquisition of net position that applies to a future period(s) and so will not be recognized as an inflow of resources (revenue) until that time. The City has only one type of item that qualifies for reporting in this category. The difference in expected and actual pension experience is deferred and recognized over the estimated average remaining lives of all members determined as of the measurement date.

## CITY OF CARROLLTON, TEXAS

Notes to Basic Financial Statements  
For Year Ended September 30, 2016

### (2) BUDGET BASIS OF ACCOUNTING:

The City prepares its annual budget on a basis (budget basis) which differs from a GAAP basis. The budget and all transactions are presented in accordance with the City's method (budget basis) in the Statement of Revenues, Expenditures and Changes in Fund Balances - Budget and Actual – General Fund to provide a meaningful comparison of actual results with the budget. The differences between budget and GAAP basis in the General Fund are that encumbrances are recorded as the equivalent of expenditures (budget) as opposed to an assignment of fund balance (GAAP), unrealized investment gain (loss) is recognized for GAAP basis only and interfund loan transactions treated as transfers for budget basis.

Adjustments necessary to convert the General Fund's net change in fund balances on the budget basis to a GAAP basis are as follows:

Net change in fund balances - budget basis	\$ 2,598,086
Beginning of year adjustment for encumbrances recognized as expenditures	(331,730)
End of year adjustment for encumbrances not recognized as expenditures	213,086
Unrealized investment gain/(loss) recognized for GAAP basis only	(10,434)
Interfund loan transactions treated as transfers for budget basis	(407,630)
Extinguishment of interfund loan balance recognized for GAAP basis only	407,630
Net change in fund balances - GAAP basis	<u>\$ 2,469,008</u>

### (3) DEPOSITS AND INVESTMENTS:

Deposits - State statutes require that all deposits in financial institutions be fully collateralized by U.S. Government obligations or its agencies and instrumentalities or direct obligations of Texas or its agencies and instrumentalities that have a market value of not less than the principal amount of the deposits. All deposits of the City that exceeded the federal depository insurance coverage level of \$250,000 per account were covered by collateral held by the Federal Reserve Bank in the City's name under a joint safekeeping agreement with Frost Bank. The market value of the collateral held at the Federal Reserve Bank in the City's name at fiscal year-end was \$13,340,174.

At September 30, 2016, the carrying amount of the City's deposits was \$2,594,619, and the respective bank balances totaled \$5,735,427. The City's cash on hand totaled \$36,825.

## CITY OF CARROLLTON, TEXAS

Notes to Basic Financial Statements  
For Year Ended September 30, 2016

Investments - State statutes, City investment policy, City bond ordinances and City resolutions authorize the City's investments. The City is authorized to invest in the following: U.S. Government obligations and its agencies or instrumentalities; direct obligations of this state or its agencies and instrumentalities; collateralized mortgage obligations directly issued by a federal agency or instrumentality of the United States with ten years or less stated final maturity (cannot be an inverse floater, a principal only or interest only); obligations of states, agencies, counties, cities and other political subdivisions of any state rated as to investment quality by a nationally recognized investment rating firm not less than A or its equivalent rating, no-load; SEC registered mutual funds with a weighted average stated maturity of less than two years that are invested in allowable securities; obligations of Texas and its agencies; fully collateralized repurchase agreements and reverse repurchase agreements; prime domestic commercial paper; prime domestic bankers' acceptances; guaranteed investment contracts; securities lending program consisting of authorized investments by the City's investment policy; insured or collateralized certificates of deposit; government pools; and no-load SEC registered money market funds consisting of any of these securities listed. For additional information see the City of Carrollton Investment Policy at [www.cityofcarrollton.com](http://www.cityofcarrollton.com).

The City's investments carried at fair value as of September 30, 2016, were:

Investments:	Fair Value	Weighted Average Maturity (Years)	Credit Risk
Coupon Agencies	154,553,954	1.43	AAA
Discount Agencies	3,966,172	0.02	AAA
Total Fair Value	\$ 158,520,126		
Portfolio Weighted Average Maturity		1.45	

Additionally, the City has investments in government pools at September 30, 2016 totaling \$25,658,364, which are recorded at amortized cost.

## CITY OF CARROLLTON, TEXAS

### Notes to Basic Financial Statements For Year Ended September 30, 2016

The City categorizes its fair value measurements within the fair value hierarchy established by generally accepted accounting principles. The hierarchy is based on the valuation inputs used to measure the fair value of the asset. Level 1 inputs are quoted prices in active markets for identical assets; Level 2 inputs are significant other observable inputs; Level 3 inputs are significant unobservable inputs.

As of September 30, 2016, the City has the recurring fair value measurements for coupon and discount agencies of \$158,520,126 valued using quoted prices for similar assets in active markets. (Level 2 inputs).

**Interest Rate Risk** – In compliance with the City’s Investment Policy, as of September 30, 2016, the City minimized the interest rate risk in the portfolio, related to current market events, by: limiting the weighted average maturity to a maximum of four years; structuring the investment portfolio so that securities matured to meet cash requirements for ongoing operations, thereby avoiding the need to sell securities on the secondary market prior to maturity; monitoring credit ratings of portfolio positions to assure compliance with rating requirements imposed by the Public Funds Investment Act; and investing operating funds primarily in short-term securities, money market mutual funds, or similar government investment pools.

**Concentration of Credit Risk** – In compliance with the City’s Investment Policy, as of September 30, 2016, the City minimized concentration of credit risk, by: limiting investments in a specific local governmental pools to no more than 40 percent of the investment portfolio; staggering maturities and potential call dates; and limiting investments in commercial paper and bankers’ acceptances to no more than 5% of the investment portfolio. As of September 30, 2016, 5% or more of the City’s total investment are in: Federal Home Loan Bank securities (37%), Federal Farm Credit Bank securities (32.8%), Local Government Investment Cooperative (8.5%), Federal Home Loan Mortgage Corporation securities (7.6%), Federal National Mortgage Association securities (7.5%), and Texas Local Government Investment Pool (5.4%).

# CITY OF CARROLLTON, TEXAS

Notes to Basic Financial Statements  
For Year Ended September 30, 2016

## (4) CAPITAL ASSETS:

Capital asset activity for the year ended September 30, 2016, was as follows:

	Balance October 1	Additions/ Completions	Retirements/ Adjustments	Balance September 30
Governmental activities				
Capital assets not being depreciated:				
Land	\$ 102,447,729	\$ 41,109	\$ -	\$ 102,488,838
Construction in progress	7,742,097	8,711,586	(7,068,243)	9,385,440
Total capital assets not being depreciated	<u>110,189,826</u>	<u>8,752,695</u>	<u>(7,068,243)</u>	<u>111,874,278</u>
Capital assets being depreciated:				
Buildings	65,906,163	4,400,963	-	70,307,126
Equipment	32,217,787	10,724,975	(1,199,531)	41,743,231
Intangibles	6,156,150	160,025	-	6,316,175
Improvements	45,487,808	1,565,255	-	47,053,063
Infrastructure	275,137,823	18,676,114	(1,925,749)	291,888,188
Total capital assets being depreciated	<u>424,905,731</u>	<u>35,527,332</u>	<u>(3,125,280)</u>	<u>457,307,783</u>
Less accumulated depreciation for:				
Buildings	(39,413,724)	(2,558,077)		(41,971,801)
Equipment	(19,063,295)	(3,191,469)	1,148,157	(21,106,607)
Intangibles	(5,871,521)	(113,828)		(5,985,349)
Improvements	(17,145,341)	(1,639,220)	-	(18,784,561)
Infrastructure	(73,940,290)	(8,500,907)	1,925,749	(80,515,448)
Total accumulated depreciation	<u>(155,434,171)</u>	<u>(16,003,501)</u>	<u>3,073,906</u>	<u>(168,363,766)</u>
Total capital assets being depreciated, net	<u>269,471,560</u>	<u>19,523,831</u>	<u>(51,374)</u>	<u>288,944,017</u>
Governmental activities capital assets, net	<u>\$ 379,661,386</u>	<u>\$ 28,276,526</u>	<u>\$ (7,119,617)</u>	<u>\$ 400,818,295</u>

**CITY OF CARROLLTON, TEXAS**

Notes to Basic Financial Statements  
For Year Ended September 30, 2016

	Balance October 1	Additions/ Completions	Retirements/ Adjustments	Balance September 30
Business-type activities:				
Capital assets not being depreciated:				
Land	\$ 2,367,868	\$ 10,050	\$ -	\$ 2,377,918
Construction in progress	332,146	-	(332,146)	-
Total capital assets not being depreciated	<u>2,700,014</u>	<u>10,050</u>	<u>(332,146)</u>	<u>2,377,918</u>
Capital assets being depreciated:				
Buildings	19,575,656	72,671	-	19,648,327
Equipment	6,227,632	1,320,023	(137,565)	7,410,090
Intangibles	770,112	98,500	-	868,612
Improvements	11,198,776	701,992	-	11,900,768
Infrastructure	237,949,632	1,639,626	-	239,589,258
Total capital assets being depreciated	<u>275,721,808</u>	<u>3,832,812</u>	<u>(137,565)</u>	<u>279,417,055</u>
Less accumulated depreciation for:				
Buildings	(16,107,361)	(278,106)		(16,385,467)
Equipment	(3,843,483)	(588,732)	130,844	(4,301,371)
Intangibles	(751,004)	(8,071)		(759,075)
Improvements	(11,064,034)	(13,672)	-	(11,077,706)
Infrastructure	(114,685,645)	(6,816,166)	-	(121,501,811)
Total accumulated depreciation	<u>(146,451,527)</u>	<u>(7,704,747)</u>	<u>130,844</u>	<u>(154,025,430)</u>
Total capital assets being depreciated, net	<u>129,270,281</u>	<u>(3,871,935)</u>	<u>(6,721)</u>	<u>125,391,625</u>
Business-type activities capital assets, net	<u>\$ 131,970,295</u>	<u>\$ (3,861,885)</u>	<u>\$ (338,867)</u>	<u>\$ 127,769,543</u>

Depreciation expense was charged as direct expense to programs of the primary government as follows:

Governmental activities:	
General government and administration	734,022
Public safety	3,023,628
Development services	9,258,493
Cultural and recreational	2,987,358
Total depreciation expense - Governmental activities	<u>\$ 16,003,501</u>
Business-type activities:	
Water and sewer	7,443,949
Golf course	114,768
Sanitation	146,030
Total depreciation expense - Business-type activities	<u>\$ 7,704,747</u>



## CITY OF CARROLLTON, TEXAS

Notes to Basic Financial Statements  
For Year Ended September 30, 2016

### (5) LONG-TERM DEBT AND LIABILITIES:

#### General Obligation Bonds –

General obligation bonds provide funds for the acquisition and construction of major capital equipment and facilities. General obligation bonds are direct obligations issued on a pledge of the general taxing power for the payment of the debt obligations of the City. General obligation bonds require the City to compute, at the time property taxes are levied, the rate of tax required to provide (in each year bonds are outstanding) a fund to pay interest and principal at maturity. The City is in compliance with this requirement.

#### General Obligation Bonds Refunding -

Due to favorable interest rates, during fiscal year 2016, \$13,647,386, including premium, of Series 2016 General Obligation (GO) Improvement and Refunding Bonds were issued to refund \$12,720,000 of the City's previously issued and outstanding GO Bonds, Series 2007, plus accrued interest and issuance costs.

The proceeds were deposited with an escrow agent to purchase direct obligations of the United States of America. The reacquisition price exceeded the net carrying amount of the old debt by \$787,956. This amount is being amortized over the remaining life of the refunded debt. Under the escrow reserve agreement, the escrow fund is irrevocably pledged to the payment of principal and interest on the refunded bonds. As a result, the refunded obligations are considered to be defeased and the liability for those bonds has been removed from the City's financial statements.

As a result of the refunding, the City reduced its aggregate debt service payments to maturity by \$2,325,121, and obtained an economic gain (difference between present value of the debt service payments on the old and new debt) of \$2,081,604.

No other refunded bonds were outstanding on September 30, 2016.

**CITY OF CARROLLTON, TEXAS**

Notes to Basic Financial Statements  
For Year Ended September 30, 2016

At September 30, 2016, general obligation bonds currently outstanding are as follows:

	Interest Rate %	Issue Date	Maturity Date	Outstanding
Improvement, Series 2007	4 - 5.25	08/01/2007	08/15/2027	\$ 980,000
Improvement and Refunding, Series 2009	2 - 5	04/15/2009	08/15/2029	20,155,000
Improvement and Refunding, Series 2010	2.25 - 4.125	04/15/2010	08/15/2030	20,960,000
Improvement, Series 2011	3 - 4.25	04/15/2011	08/15/2030	11,665,000
Refunding, Series 2012	2 - 4	05/01/2012	08/15/2025	15,035,000
Improvement, Series 2013	2 - 4.5	07/15/2013	08/15/2033	8,410,000
Improvement, Series 2014	3 - 4	04/15/2014	08/15/2034	19,045,000
Improvement and Refunding, Series 2015	2 - 5	05/01/2015	08/15/2035	39,840,000
Improvement and Refunding, Series 2016	3 - 5	05/15/2016	08/15/2031	28,925,000
				<u>\$ 165,015,000</u>

Annual debt service requirements to maturity for general obligation bonds are as follows:

Year Ending September 30	<u>Governmental Activities</u>		
	<u>Principal</u>	<u>Interest</u>	<u>Total</u>
2017	\$ 14,200,000	\$ 6,684,992	\$ 20,884,992
2018	14,035,000	6,158,168	20,193,168
2019	13,750,000	5,602,368	19,352,368
2020	12,810,000	5,013,418	17,823,418
2021	11,935,000	4,506,017	16,441,017
2022-2026	52,785,000	15,277,083	68,062,083
2027-2031	35,610,000	5,507,650	41,117,650
2032-2035	9,890,000	869,637	10,759,637
Total	<u>\$ 165,015,000</u>	<u>\$ 49,619,333</u>	<u>\$ 214,634,333</u>

Revenue Bonds –

Revenue bonds are used to finance the acquisition and construction of major capital improvements for the water and sewer system and related facilities. These revenue bonds constitute special obligations of the City solely secured by a lien on and pledge of the net revenues of the water and sewer system.

The revenue bonds are collateralized by the revenue of the water and sewer system and the various special funds established by the bond ordinances. The ordinances provide that the revenue of the system is to be used first to pay operating and maintenance expenses of the system and second to

**CITY OF CARROLLTON, TEXAS**

Notes to Basic Financial Statements  
For Year Ended September 30, 2016

establish and maintain the revenue bond funds. Remaining revenues may then be used for any lawful purpose. For fiscal year 2016, net revenue available for debt service was 2.8 times the average annual debt service requirement. The ordinances also contain provisions which, among other items, restrict the issuance of additional revenue bonds unless the special funds noted above contain the required amounts and certain financial ratios are met. Management of the City believes that it is in compliance with all significant financial requirements as of September 30, 2016.

At September 30, 2016, revenue bonds currently outstanding are as follows:

	<u>Interest Rate %</u>	<u>Issue Date</u>	<u>Maturity Date</u>	<u>Outstanding</u>
Waterworks and Sewer System Revenue Improvement, Series 2005	2.5 - 4.2	02/15/2005	05/01/2025	\$ 1,385,000
Waterworks and Sewer System Revenue Improvement, Series 2007	4.375 - 5	08/01/2007	05/01/2027	3,805,000
Waterworks and Sewer System Revenue Refunding, Series 2012	2 - 4	05/01/2012	05/01/2023	7,735,000
				<u>\$ 12,925,000</u>

Annual debt service requirements to maturity for revenue bonds are as follows:

<u>Year Ending September 30</u>	<u>Business-type Activities</u>		<u>Total</u>
	<u>Principal</u>	<u>Interest</u>	
2017	1,310,000	524,379	\$ 1,834,379
2018	1,360,000	470,604	1,830,604
2019	1,425,000	414,778	1,839,778
2020	1,485,000	356,654	1,841,654
2021	1,545,000	295,704	1,840,704
2022-2026	5,370,000	680,996	6,050,996
2027	430,000	21,500	451,500
Total	<u>\$ 12,925,000</u>	<u>\$ 2,764,615</u>	<u>\$ 15,689,615</u>

Bonds Authorized and Unissued –

At September 30, 2016, the City had \$42,405,211 in general obligation bonds which were authorized and unissued.

## CITY OF CARROLLTON, TEXAS

Notes to Basic Financial Statements  
For Year Ended September 30, 2016

### Net Pension Liability –

The net pension liability represents the actuarially-determined liability for employees' for projected pension benefit payments to be provided to current active and inactive employees that is attributed to those employees' past periods of service less the pension plan's fiduciary net position.

### Compensated Absences –

Compensated absences represent the estimated liability for employees' accrued vacation and sick leave for which employees are entitled to be paid upon termination. The retirement of this liability is paid from the General Fund, Enterprise Funds and Internal Service Funds based on the assignment of an employee at termination.

### Health Claims Liability –

Health claims liability represents an estimate of self-insured claims liability outstanding of the Employee Health and Disability Internal Service Fund. All health claims are expected to be paid within one year.

### Long-term Risk Liability –

The long-term risk liability is the actuarially determined liability related to the City's self-insured retention program accounted for in the Risk Management Internal Service Fund.

### Other Post Employment Benefits Obligation –

The other post employment benefits obligation represents a liability for the amount of actuarially required contribution for retiree health care benefits in excess of the actual contributions made.

### Changes in long-term liabilities –

On the next schedule, the additions to the General Obligation Bonds in the Governmental Type Activities represent the issuance of \$29,115,000 of General Obligation Improvement and Refunding Bonds, Series 2016.

# CITY OF CARROLLTON, TEXAS

## Notes to Basic Financial Statements For Year Ended September 30, 2016

Transactions for the year ended September 30, 2016 are summarized as follows:

	Balance October 1	Additions	Reductions	Balance September 30	Due within one year
<u>Governmental type activities</u>					
Bonds payable:					
General obligation bonds	\$ 162,600,000	\$ 29,115,000	\$ (26,700,000)	\$ 165,015,000	\$ 14,200,000
Premiums	10,058,724	4,702,702	(822,008)	13,939,418	990,615
Total bonds payable	172,658,724	33,817,702	(27,522,008)	178,954,418	15,190,615
Net pension liability	7,055,909	23,843,460	-	30,899,369	-
Compensated absences	14,373,973	1,451,940	(1,114,140)	14,711,773	980,284
Health claims liability	1,102,000	9,129,097	(9,193,097)	1,038,000	1,038,000
Other post employment benefits obligation	881,581	954,323	-	1,835,904	-
Long-term risk liability	1,242,630	1,433,536	(1,090,522)	1,585,644	-
Total governmental activities	<u>\$ 197,314,817</u>	<u>\$ 70,630,058</u>	<u>\$ (38,919,767)</u>	<u>\$ 229,025,108</u>	<u>\$ 17,208,899</u>
<u>Business type activities</u>					
Bonds payable:					
Revenue bonds	\$ 14,185,000	\$ -	\$ (1,260,000)	\$ 12,925,000	\$ 1,310,000
Premiums	752,477	-	(99,120)	653,357	99,120
Total bonds payable	14,937,477	-	(1,359,120)	13,578,357	1,409,120
Net pension liability	293,046	1,053,126	-	1,346,172	-
Compensated absences	696,025	60,936	(91,336)	665,625	57,273
Total business-type activities	<u>15,926,548</u>	<u>1,114,062</u>	<u>(1,450,456)</u>	<u>15,590,154</u>	<u>1,466,393</u>
Total government	<u>\$ 213,241,365</u>	<u>\$ 71,744,120</u>	<u>\$ (40,370,223)</u>	<u>\$ 244,615,262</u>	<u>\$ 18,675,292</u>

### (6) PROPERTY AND SALES TAXES:

Property tax is levied each October 1 on the assessed (appraised) value listed as of the prior January 1 for all real and business personal property located in the City. Taxable assessed value represents the appraisal value less applicable exemptions authorized by the City Council. Appraised values are established by the Appraisal Board of Review at 100% for estimated fair market value.

Taxes are due on October 1, the levy date, and are delinquent after the following January 31. Tax liens are automatic on January 1 each year. The tax lien is part of a lawsuit for property that can be filed any time after taxes become delinquent (February 1). The City usually waits until after May 1 and July 1 to file suits on business personal property and real property, respectively. As of July 1, 20% collection costs may be added to all delinquent accounts. Current tax collections for the year ended September 30, 2016, were 99.5% of the tax levy.

## CITY OF CARROLLTON, TEXAS

### Notes to Basic Financial Statements For Year Ended September 30, 2016

Property taxes at the fund level are recorded as receivables at the time the taxes are levied. Revenues are recognized as the related ad valorem taxes are collected including those collected 60 days after year-end. Additional amounts estimated to be collectible in time to be a resource for payment of obligations incurred during the fiscal year and therefore susceptible to accrual in accordance with GAAP have been recognized as revenue.

The City Charter does not provide for a debt limit; therefore, no computation can be made. However, at September 30, 2016, the City had a tax margin of \$1.89 for every \$100 valuation based upon a maximum ad valorem tax of \$2.50 for every \$100 valuation imposed by Texas Constitutional law.

In Texas, central appraisal districts are required under the Property Tax Code to assess all property within its respective county on the basis of 100% of its market value and are prohibited from applying any assessment ratios. The value of property within the appraisal district must be reviewed at least every three years; however, the City may, at its own expense, require annual reviews of appraised values. The City may challenge appraised values established by the appraisal district through various appeals, and, if necessary, legal action. Under this legislation the City continues to set tax rates on City property. However, if the effective tax rate, adjusted for new improvements, exceeds the rate for the previous year by more than 8%, qualified voters of the City may petition for an election to determine whether to limit the maintenance and operating tax rate to no more than 8% above the effective tax rate of the previous year.

Sales and use tax is authorized under state law with the City's levy equal to one percent of taxable sales and uses. The Texas Comptroller of Public Accounts collects all sales and use taxes on behalf of the City, remitting to the City on a monthly basis all taxes collected less a 2% service fee.

The State of Texas utilizes origin based sourcing for municipal sales and use tax. Under this approach, sales and use tax is sourced to the taxing jurisdiction in which the selling business is located regardless of where in the state the purchaser resides or the product is shipped. Origin sourcing can produce large individual sales and use taxpayers to specific jurisdictions. As a result, sales and use tax can fluctuate not only due to general economic factors but also due to relocations of businesses between taxing jurisdictions. The identity of and the amount paid by individual sales and use tax payers is strictly confidential under state law.

#### **(7) DEFINED BENEFIT PENSION PLAN:**

##### Plan Description:

The City participates as one of 866 plans in the nontraditional, joint contributory, hybrid defined benefit pension plan administered by the Texas Municipal Retirement System (TMRS). TMRS is an agency created by the State of Texas and administered in accordance with the TMRS Act, Subtitle G,

## CITY OF CARROLLTON, TEXAS

Notes to Basic Financial Statements  
For Year Ended September 30, 2016

Title 8, Texas Government Code (the TMRS Act) as an agent multiple-employer retirement system for municipal employees in the State of Texas. The TMRS Act places the general administration and management of the System with a six-member Board of Trustees. Although the Governor, with the advice and consent of the Senate, appoints the Board, TMRS is not fiscally dependent on the State of Texas. TMRS's defined benefit pension plan is a tax-qualified plan under Section 401 (a) of the Internal Revenue Code. TMRS issues a publicly available comprehensive annual financial report (CAFR) that can be obtained at [www.tmr.com](http://www.tmr.com).

All eligible employees of the city are required to participate in TMRS.

### Benefits Provided:

TMRS provides retirement, disability, and death benefits. Benefit provisions are adopted by the governing body of the City, within the options available in the state statutes governing TMRS.

At retirement, the benefit is calculated as if the sum of the employee's contributions, with interest, and the city-financed monetary credits with interest were used to purchase an annuity. Members may choose to receive their retirement benefit in one of seven actuarially equivalent payments options. Members may also choose to receive a portion of their benefit as a Partial Lump Sum Distribution in an amount equal to 12, 24, or 36 monthly payments, which cannot exceed 75% of the member's deposits and interest.

At the date the plan began, the City granted monetary credits for service rendered before the plan began of a theoretical amount equal to two times what would have been contributed by the employee, with interest, prior to establishment of the plan. Monetary credits, also known as the matching ratio, are 200% of the employee's accumulated contributions and are only payable in the form of an annuity.

Beginning in 1993, the City granted an annually repeating (automatic) basis a monetary credit referred to as an updated service credit (USC) which is a theoretical amount that takes into account salary increases or plan improvements. If at any time during their career an employee earns a USC, this amount remains in their account earning interest at 5% until retirement. At retirement, the benefit is calculated as if the sum of the employee's accumulated contributions with interest and the employer match plus employer-financed monetary credits, such as USC, with interest were used to purchase an annuity. Additionally, initiated in 1993, the City provided on an annually repeating (automatic) basis cost of living adjustments (COLA) for retirees equal to a percentage of the change in the consumer price index (CPI).

## CITY OF CARROLLTON, TEXAS

### Notes to Basic Financial Statements For Year Ended September 30, 2016

A summary of plan provisions for the City are as follows:

Employee deposit rate	7%
Matching ratio (City to employee)	2 to 1
Years required for vesting	5
Service retirement eligibility	20 years at any age, 5 years at age 60 and above
Updated Service Credit	75% Repeating
Annuity Increase to retirees	50% of CPI Repeating

The City does not participate in Social Security.

Employees covered by benefit terms –

At the December 31, 2015 valuation and measurement date, the following employees were covered by the benefit terms:

Retirees or beneficiaries currently receiving benefits	545
Inactive employees entitled to but not yet receiving benefits	558
Active employees	<u>803</u>
	<u>1,906</u>

Contributions:

Under the state law governing TMRS, the contribution rate for each city is determined annually by the consulting actuary, using the Entry Age Normal (EAN) actuarial cost method. The actuarially determined rate is the estimated amount necessary to finance the cost of benefits earned by employees during the year, with an additional amount to finance any unfunded accrued liability.

Employees for the City of Carrollton were required to contribute 7% of their annual gross earnings during the fiscal year. For fiscal year 2016, the City made contributions of 13.95%, which provided for an additional voluntary contribution of 1.50 percentage points over the required contribution of 12.45% for the months in 2015 and 2.47 percentage points over the actuarially required contribution of 11.48% for the months in 2016.

Net Pension Liability:

The City's Net Pension Liability (NPL) was measured as of December 31, 2015, and the Total Pension Liability (TPL) used to calculate the Net Pension Liability was determined by an actuarial valuation as of that date.



## CITY OF CARROLLTON, TEXAS

### Notes to Basic Financial Statements For Year Ended September 30, 2016

#### Actuarial assumptions –

The Total Pension Liability in the December 31, 2015 actuarial valuation was determined using the following actuarial assumptions:

Inflation	2.5% per year
Overall payroll growth	2.9% per year
Investment Rate of Return	7.00%, net of pension plan investment expense, including inflation through December 31, 2015, 6.75% thereafter

Salary increases were based on a service-related table. Mortality rates for active members, retirees, and beneficiaries were based on the gender-distinct RP2000 Combined Healthy Mortality Table with Blue Collar Adjustment, with male rates multiplied by 109% and female rates multiplied by 103%. The rates are projected on a fully generational basis by scale BB to account for future mortality improvements. For disabled annuitants, the gender-distinct RP2000 Combined Healthy Mortality Tables with Blue Collar Adjustment are used with males rates multiplied by 109% and female rates multiplied by 103% with a 3-year set-forward for both males and females. In addition, a 3% minimum mortality rate is applied to reflect the impairment for younger members who become disabled. The rates are projected on a fully generational basis by scale BB to account for future mortality improvements subject to the 3% floor.

Actuarial assumptions used in the December 31, 2015, valuation were based on the results of actuarial experience studies. This experience study was for the period December 31, 2010 through December 31, 2014. Healthy post-retirement mortality rates and annuity purchase rates were updated based on a Mortality Experience Investigation Study covering 2009 through 2011, and dated December 31, 2013. These assumptions were first used in the December 31, 2013 valuation, along with a change to the Entry Age Normal (EAN) actuarial cost method. Assumptions are reviewed annually. No additional changes were made for the 2015 valuation. After the Asset Allocation Study analysis and experience investigation study, the Board amended the long-term expected rate of return on pension plan investments from 7% to 6.75% effective January 1, 2016. Plan assets are managed on a total return basis with an emphasis on both capital appreciation as well as the production of income, in order to satisfy the short-term and long-term funding needs of TMRS.

The pension plan's policy in regard to the allocation of invested assets is established and may be amended by the TMRS Board of Trustees. Plan assets are managed on a total return basis with an emphasis on both capital appreciation as well as the production of income, in order to satisfy the short-term and long-term funding needs of TMRS.

The long-term expected rate of return on pension plan investments was determined using a building-block method in which best estimate ranges of expected future real rates of return (expected returns, net of pension plan investment expense and inflation) are developed for each

## CITY OF CARROLLTON, TEXAS

### Notes to Basic Financial Statements For Year Ended September 30, 2016

major asset class. These ranges are combined to produce the long-term expected rate of return by weighting the expected future real rates of return by the target asset allocation percentage and by adding expected inflation. In determining their best estimate of a recommended investment return assumption under the various alternative asset allocation portfolios, the actuary focused on the area between (1) arithmetic mean (aggressive) without an adjustment for time (conservative) and (2) the geometric mean (conservative) with an adjustment for time (aggressive). At its meeting on July 30, 2015, the TMRS Board approved a new portfolio target allocation. The target allocation and best estimates of real rates of return for each major asset class are summarized in the following table:

Asset Class	Target Allocation	Long-Term Expected Real Rate of Return (Arithmetic)
Domestic Equity	17.5%	4.55%
International Equity	17.5%	6.10%
Core Fixed Income	10.0%	1.00%
Non-Core Fixed Income	20.0%	3.65%
Real Return	10.0%	4.03%
Real Estate	10.0%	5.00%
Absolute Return	10.0%	4.00%
Private Equity	5.0%	8.00%
Total	<u>100.0%</u>	

#### Discount Rate –

The discount rate used to measure the Total Pension Liability was 6.75%. The projection of cash flows used to determine the discount rate assumed that employee contributions will remain at the current 7% and employer contributions will be made at the rates specified in statute. Based on that assumption, the pension plan's Fiduciary Net Position was projected to be available to make all projected future benefit payments of current active and inactive employees. Therefore, the long-term expected rate of return on pension plan investments was applied to all periods of projected benefit payments to determine the Total Pension Liability.

**CITY OF CARROLLTON, TEXAS**

Notes to Basic Financial Statements  
For Year Ended September 30, 2016

Changes in the Net Pension Liability –

	Increase (Decrease)		
	<u>Total Pension Liability</u> (a)	<u>Plan Fiduciary Net Position</u> (b)	<u>Net Pension Liability</u> (a) – (b)
Balance at 12/31/2014	\$356,702,669	\$349,353,714	\$7,348,955
Changes for the year:			
Service cost	7,652,932	-	7,652,932
Interest	24,739,518	-	24,739,518
Change in benefit terms	-	-	-
Difference between expected and actual experience	(964,785)	-	(964,785)
Changes in assumptions	-	-	-
Contributions – employer	-	7,332,309	(7,332,309)
Contributions – employee	-	3,679,294	(3,679,294)
Net investment income	-	515,477	(515,477)
Changes in assumptions	4,666,507	-	4,666,507
Benefit payments, including refunds of employee contributions	(14,214,900)	(14,214,900)	-
Administrative expense	-	(313,987)	313,987
Other Changes	-	(15,507)	15,507
Net changes	<u>21,879,272</u>	<u>(3,017,314)</u>	<u>24,896,586</u>
Balance at 12/31/2015	<u>\$378,581,941</u>	<u>\$346,336,400</u>	<u>\$32,245,541</u>

Sensitivity of the net pension liability to changes in the discount rate –

The following presents the net pension liability of the City, calculated using the discount rate of 6.75%, as well as what the City’s net pension liability would be if it were calculated using a discount rate that is 1-percentage-point lower (5.75%) or 1-percentage-point higher (7.75%) than the current rate:

	<u>1% Decrease in Discount Rate</u>	<u>Current Discount Rate</u>	<u>1% Increase in Discount Rate</u>
City’s net pension liability	\$85,852,022	\$32,245,541	(\$11,774,560)

**CITY OF CARROLLTON, TEXAS**

Notes to Basic Financial Statements  
For Year Ended September 30, 2016

Pension Plan Fiduciary Net Position –

Detailed information about the pension plan’s Fiduciary Net Position is available in a separately-issued TMRS financial report. That report may be obtained on the Internet at [www.tmrs.com](http://www.tmrs.com).

Pension Expense and Deferred Outflows of Resources and Deferred Inflows of Resources Related to Pensions:

For the year ended September 30, 2016, the City recognized pension expense of \$10,666,190. This amount is included as part of Personal Services expenses within the functional program activities.

At September 30, 2016, the City reported deferred outflows and inflows of resources related to pensions from the following sources:

	<u>Deferred Outflows of Resources</u>	<u>Deferred Inflows of Resources</u>
Pension contributions		
after measurement date	\$ 5,294,022	\$ -
Difference in projected and actual earnings on pension assets	21,712,122	-
Differences in expected and actual pension experience	-	1,746,883
Changes in actuarial assumptions used to determine pension liability	3,451,271	-
Total	<u>\$ 30,457,415</u>	<u>\$ 1,746,883</u>

Deferred outflows of resources related to pensions resulting from contributions subsequent to the measurement date of \$5,294,022 will be recognized as a reduction of the net pension liability for the measurement year ending December 31, 2016 (i.e. recognized in the city’s financial statements September 30, 2017). Other amounts reported as deferred outflows and inflows of resources related to pensions will be recognized in pension expense as follows:

Measurement Year ended	
<u>Dec 31</u>	
2016	\$ 6,078,304
2017	6,099,177
2018	6,451,174
2019	<u>4,787,855</u>
Total	<u>\$ 23,416,510</u>

**CITY OF CARROLLTON, TEXAS**

Notes to Basic Financial Statements  
For Year Ended September 30, 2016

**(8) INTERFUND TRANSFERS:**

Interfund transfers during the year ended September 30, 2016, were as follows:

	<u>Transfers In</u>							<u>Total</u>
	<u>General Fund</u>	<u>Streets and Drainage</u>	<u>General and Public Facilities</u>	<u>Internal Service</u>	<u>Water and Sewer</u>	<u>Golf Course</u>	<u>Non-Major Govern-mental</u>	
<u>Transfers Out</u>								
General Fund	\$ -	\$ 1,137,000	\$ 10,311,789	\$ -	\$ -	\$ 991,449	\$ 1,338,778	\$ 13,779,016
Streets and Drainage	-	-	747,361	-	-	-	270,000	1,017,361
General and Public Facilities	-	-	-	-	-	911,309	1,377	912,686
Governmental Activities								
Entity-wide	-	-	-	52,786	6,660	-	-	59,446
Internal Service	333,152	-	-	-	-	-	-	333,152
Water and Sewer	3,663,133	-	-	-	-	-	-	3,663,133
Golf Course	334,159	-	-	-	-	-	-	334,159
Sanitation	835,397	1,484,311	-	-	-	-	-	2,319,708
Total	<u>\$ 5,165,841</u>	<u>\$ 2,621,311</u>	<u>\$ 11,059,150</u>	<u>\$ 52,786</u>	<u>\$ 6,660</u>	<u>\$ 1,902,758</u>	<u>\$ 1,610,155</u>	<u>\$ 22,418,661</u>

Transfers are primarily used to move funds from:

- The Proprietary Funds to the General Fund for an allocated amount of administrative services.
- The Water and Sewer Fund to the General Fund for a payment in lieu of taxes.
- Sanitation Fund to the Streets and Drainage capital project fund for alley improvements.
- The General Fund to finance various programs and between capital projects funds accounted for in other funds in accordance with budgetary authorizations.
- One capital projects fund to another for projects accounted for in the other fund.

**(9) WATER PURCHASE AND WASTEWATER TREATMENT CONTRACTS:**

The City has a contract with Dallas Water Utilities to purchase substantially all of the City's potable water. Under the contract, the City pays Dallas Water Utilities a rate based on a fixed demand charge plus water usage. The rates charged are subject to minimum annual contract payments. Water expense for the years ended September 30, 2015 and 2016 were \$11,527,775 and \$13,080,581, respectively.

The City has a contract with Trinity River Authority whereby the Trinity River Authority has agreed to provide a wastewater treatment and disposal system for the benefit of the City and any "additional member City" as defined. Each member city pays an "annual payment", as defined, as its pro rata share of operating expenses and debt service of Trinity River Authority. The City's annual expense for the years ended September 30, 2015 and 2016 were \$7,530,640 and \$7,997,186, respectively.

**CITY OF CARROLLTON, TEXAS**

Notes to Basic Financial Statements  
For Year Ended September 30, 2016

**(10) SELF-INSURANCE:**

The City administers a self-insured retention program (SIR) within the Risk Management Internal Service Fund in order to deal with potential liabilities. Claims in excess of the self-insured retention amounts are covered through third-party limited-coverage insurance policies. The City is self-insured with excess coverage in these areas:

<u>Policy</u>	<u>Retention</u>	<u>Limits on Liability</u>
General Liability, Law Enforcement Liability, Errors and Omissions	\$50,000 per occurrence	\$2,000,000 per occurrence and \$4,000,000 policy aggregate
Workers' Compensation	\$100,000 per occurrence	Statutory
Property Loss	\$25,000 per occurrence	\$181,212,315
Automobile Liability	\$50,000 per occurrence	\$1,000,000 per occurrence
Automobile Physical Damage	\$10,000	Actual cash value or agreed value as scheduled

All funds of the City participate in the program and make payments to the Risk Management Fund. As of the end of fiscal year 2016, the loss reserve was estimated at \$1,585,644.

Changes in this reserve amount in fiscal years 2015 and 2016 were as follows:

	<u>Balance at Beginning of Fiscal Year</u>	<u>Current-year Claims and Changes in Estimates</u>	<u>Claim Payments</u>	<u>Balance at End of Fiscal Year</u>
2014-2015	\$2,028,558	\$ 44,660	\$ 830,588	\$1,242,630
2015-2016	\$1,242,630	\$1,433,536	\$ 1,090,522	\$1,585,644

The City maintains the Employee Health and Disability Fund to account for the City's employee health care coverage and long-term disability programs which are self-insured by the City with long-term disability claims in excess of one year covered through third-party insurance policies. In addition, excess insurance of up to \$1,000,000 has been obtained for an individual employee's health care claims exceeding \$225,000 and for health claims in the aggregate exceeding \$10,417,291.

**CITY OF CARROLLTON, TEXAS**

Notes to Basic Financial Statements  
For Year Ended September 30, 2016

Revenues are recognized from payroll deductions and City contributions. At September 30, 2016, a liability of \$1,038,000 has been recorded, which represents estimated claims incurred but not yet reported. Changes in this claims liability during fiscal years 2015 and 2016 were as follows:

	Balance at Beginning of <u>Fiscal Year</u>	Current-year Claims and Changes in <u>Estimates</u>	Claim <u>Payments</u>	Balance at End of <u>Fiscal Year</u>
2014-2015	\$ 1,105,000	\$8,380,403	\$8,383,403	\$1,102,000
2015-2016	\$ 1,102,000	\$9,129,097	\$9,193,097	\$1,038,000

There have been no significant reductions in insurance coverage during the fiscal year 2016.

**(11) POLLUTION REMEDIATION OBLIGATION:**

During fiscal year 2015, the City acquired property for redevelopment. An environmental site assessment confirmed pollution in the groundwater above the protective concentration level under the Texas Risk Reduction Program. Under the Texas Commission on Environmental Quality (TCEQ) rules, several options exist to address this pollution. The City plans to request a Municipal Setting Designation (MSD) for the property. An MSD is an official designation given by TCEQ certifying that the groundwater underneath a property is not used as potable water and is prohibited from future use as potable water because of contamination above potable-water protective concentration levels. The purpose of the MSD is to limit or eliminate the need for investigation or remediation of groundwater contamination in cases where the groundwater is not being used as a drinking water supply and where there is no exposure pathway.

The City measured the liability by estimating a reasonable remaining cost to obtain the MSD. As of September 30, 2016, \$58,590 has been accrued in the Governmental Activities Government-wide financial statements for this pollution remediation obligation.

**(12) COMMITMENTS AND CONTINGENT LIABILITIES:**

Encumbrances – As discussed in note 1 E, Budgetary Control, for budgetary purposes includes the impact of encumbrances. Encumbrances are commitments related to unperformed contracts for goods or services (i.e. purchase orders). At year end the amount of encumbrances expected to be honored upon performance by the vendor in the next year in the General Fund were \$213,086.

Grants – The City participates in certain federal and state assisted grant programs. These programs are subject to program compliance audits by the grantors or their representatives. Any liability for reimbursement which may arise as the result of these audits is not believed to be material.

## CITY OF CARROLLTON, TEXAS

### Notes to Basic Financial Statements For Year Ended September 30, 2016

Litigation – Various claims and lawsuits are pending against the City. In the opinion of City management, after consultation with legal counsel, the potential loss on all claims and lawsuits will not materially affect the City's financial position, results of operations, or cash flows.

Construction Commitments – The City has active construction projects as of September 30, 2016. Total accumulated commitments for ongoing capital projects are composed of the following:

Streets and Drainage	\$ 63,163,328
Traffic	3,260,515
Parks and Recreation	14,548,290
General Facilities	38,887,968
Community Development	15,197,900
Tax Increment Reinvestment Zone	937,888
Water and Sewer	11,812,439
Golf Course	911,720
Total	<u>\$ 148,720,048</u>

These commitments will be funded through unspent bond proceeds, unrestricted cash and intergovernmental participations.

Leases – The City is committed under a lease agreement for golf carts. This lease is considered for accounting purposes to be an operating lease in the Golf Course Fund. Lease expenses for the fiscal year ended September 30, 2016 amounted to \$47,821. Future minimum lease payments are as follows:

Year ending <u>September 30</u>	
2017	\$ 114,771
2018	114,772
2019	114,771
2020	66,951
	<u>\$ 411,265</u>

#### Development –

Union at Carrollton – In 2009 and amended in 2011, the City entered into a disposition and development agreement with TCC High Street Development, LLC (TCC). This agreement included a public construction incentive agreement for a mixed use catalyst development in Downtown Carrollton known as the Union at Carrollton Square. The incentives included a commitment to fund the construction of a public infrastructure (parking garage, streets, sidewalks, etc.) in conjunction



## CITY OF CARROLLTON, TEXAS

### Notes to Basic Financial Statements For Year Ended September 30, 2016

with the private development. Additionally, related ground and parking garage lease agreements provide for TCC's, and its future assignees, use of land underlying the development and a portion of the parking garage for up to 100 years. Each lease agreement provides for a nominal upfront payment per 24 year lease term. The tenant is responsible for maintenance of the parking garage. All commitments related to this agreement were completed in fiscal year 2014.

In 2014, the City and TCC entered into a new agreement related to Phase III of the Union at Carrollton Square. This agreement provided for a \$3,000,000 termination fee payment from TCC to the City for the termination of the City's right under the 2011 agreement to 50% of the profit when the original property is sold. Additionally, this agreement required the City to acquire real property for Phase III and pay TCC a fee of \$500,000 for their efforts in assembling the real property. The agreement also called for the future negotiation of a Phase III development agreement. In 2016, the City and TCC entered into a disposition and development agreement related to Phase III. Under this agreement, the City agreed to deliver a development-ready pad site to TCC and provide a \$1,500,000 reimbursement for infrastructure improvements. In return, TCC will purchase the property from the City for \$1,000,000. As of September 30, 2016, \$3,588,569 has been expended for property purchases and related demolition of structures. Land held of resale has been capitalized at \$604,940 based on the estimated value of the raw land.

Arcadia Development – In 2014, the City completed the sale of real property to Arcadia Realty Corporation (Arcadia). The purchase and sale agreement required a Development Agreement for the Cemetery Hill Road Extension and the Furneaux Creek North-South Tributary Rehabilitation project. This agreement required the City to provide \$1,000,000 in escrow for Arcadia to pay for the costs for certain drainage improvements, parkway improvements, hike and bike trail improvements and road extensions. As of September 30, 2016, \$315,742 of these funds has been expended and the remaining \$684,258 held in escrow is recorded as a receivable.

Meadows Apartments – In November 2016, the City entered into an agreement to purchase a portion of the Meadows Apartments for \$2,500,000. The purchase of this property is expected to be completed during fiscal year 2017.

#### **(13) OTHER POSTEMPLOYMENT BENEFITS:**

##### Program Description:

In addition to the pension benefits described in Note 7, as required by state law and defined by City Policy, the City makes available health care benefits to all employees who retire from the City and who are receiving benefits from a City sponsored retirement program (Texas Municipal Retirement System, and/or a Section 457 Deferred Compensation Plan) through a single-employer defined benefit healthcare plan. This healthcare plan provides lifetime insurance or until age 65 if eligible for Medicare to eligible retirees, their spouses and dependents through the City's group health insurance

## CITY OF CARROLLTON, TEXAS

### Notes to Basic Financial Statements For Year Ended September 30, 2016

plan, which covers both active and retired members. Benefit provisions are established by management.

Current retirees in the health plan and at retirement, active employees with 20 years or more of service or less than 60 years or more of age with five years or more of service on January 1, 2009 are eligible to remain in the health plan at the total blended contribution rate for active and retiree participants (Retiree Health Existing (Closed) Program). For financial reporting purposes, the Retiree Health Existing (Closed) Program is accounted for in the Employee Health and Disability Fund. No other financial statements are issued related to the Retiree Health Existing (Closed) Program.

A new Retiree Defined Contribution Program effective January 1, 2009 for active employees with less than 20 years of service or at 60 years or more of age with less than five years of service will require participants to contribute an aged-based full-cost premium if they choose to remain on the City's healthcare plan upon retirement. In return, the City has begun making scheduled contributions into a Retiree Health Savings plan in the name of each employee who has ten years of service or more. Employees are 50% vested at 15 years of service with the City and 100% vested at 20 years of service.

Under the provisions of GASB Codification Section Po 50, employees who will be required to contribute the full aged based cost for coverage for the City's Health Plan do not receive an Other Post Employment Benefit. Accordingly, only those employees who are eligible to participate in the Retiree Health Existing (Closed) Program are included in the valuation results described below.

#### Funding Policy:

Current retirees contribute to the Retiree Health Existing (Closed) Program the total blended premium for active and retired participants. The City contribution to the Retiree Health Existing (Closed) Program consists of pay-as-you-go claims in excess of the retiree contributions. Retiree contribution rates for fiscal year 2016 were \$6,253 to \$19,385 per year depending on coverage levels selected. In fiscal year 2016, total member contributions were \$565,829. The City contributions to the plan for fiscal year 2016, which are also equal to claims paid in excess of premiums collected, were \$248,666.

#### Annual OPEB Cost and Net OPEB Obligation:

The City's annual other postemployment benefit (OPEB) cost (expense) for the Retiree Health Existing (Closed) Program is calculated based on the annual required contribution of the employer (ARC), an amount actuarially determined in accordance with the parameters of GASB Statement No. 45. The ARC represents a level of funding that, if paid on an ongoing basis, is projected to cover

**CITY OF CARROLLTON, TEXAS**

Notes to Basic Financial Statements  
For Year Ended September 30, 2016

normal cost each year and amortize any unfunded actuarial liabilities (or funding excess) over a period not to exceed thirty years.

The following table shows the components of the City’s annual OPEB cost for the year, the amount actually contributed to the plan, and changes in the City’s net OPEB obligation.

Annual required contribution	\$1,202,989
Contributions made	<u>248,666</u>
Change in OPEB obligation	954,323
Net OPEB obligation – beginning of year	<u>881,581</u>
Net OPEB obligation– end of year	<u><u>\$1,835,904</u></u>

The City’s annual OPEB cost, the percentage of annual OPEB cost contributed to the plan, and the net OPEB obligation for 2015 and 2016 were as follows:

<u>Fiscal</u> <u>Year</u>	<u>Annual</u> <u>OPEB Costs</u>	<u>Percentage of</u> <u>Annual OPEB</u> <u>Cost Contributed</u>	<u>Net</u> <u>OPEB</u> <u>Obligation</u>
2015	\$548,636	20%	\$881,581
2016	\$1,202,989	21%	\$1,835,904

**Funded Status and Funding Progress:**

As of December 31, 2015, the most recent actuarial valuation date, the actuarial accrued liability for benefits was \$10,924,699, all of which was unfunded. The covered payroll (annual payroll of active employees covered by the plan) for fiscal year 2016 was \$4,305,052, and the ratio of the unfunded actuarial accrued liability to the covered payroll was 253.8%.

Actuarial values of the program involve estimates of the value of reported amounts and assumptions of the probability of occurrence of events far into the future. Examples include assumptions about future employment, mortality, and the healthcare costs trend. Amounts determined regarding the funded status of the program and the annual required contributions of the employer are subject to continual revision as actual results are compared with past expectations and new estimates are made about the future. The schedule of funding progress, presented as required supplementary information following the notes to the financial statements, presents multiyear trend information that shows whether the actuarial value of plan assets held in an irrevocable trust is increasing or decreasing over time relative to the actuarial accrued liabilities for benefits. As the City chose to close its program as of January 1, 2009 and to not establish an irrevocable trust, plan assets will always be reported under GASB Statement No. 45 as zero.

## CITY OF CARROLLTON, TEXAS

Notes to Basic Financial Statements  
For Year Ended September 30, 2016

### Actuarial Methods and Assumptions:

Projections of benefits for financial reporting purposes are based on the substantive plan (the plan as understood by the employer and the plan members) and include the types of benefits provided at the time of each valuation and the historical pattern of sharing of benefit costs between the employer and plan members at that point. The actuarial methods and assumptions used include techniques that are designed to reduce the effects of short-term volatility in actuarial accrued liabilities and the actuarial value of assets, consistent with the long-term perspective of the calculations.

For the December 31, 2015 actuarial valuation, the Entry Age cost method was used. The actuarial assumptions include a 3.25% investment rate of return (compounded annually net after investment expenses) and an annual healthcare cost trend rate of 7.5% initially, reduced by decrements to an ultimate rate of 4.25% after 15 years. Both rates include a 2.5% inflation assumption. The City's unfunded actuarial accrued liability is being amortized as a level percent of active member payroll over a closed period. The remaining amortization period at December 31, 2015 was 11 years.

### **(14) FUTURE FINANCIAL REPORTING REQUIREMENTS:**

The City has reviewed GASB pronouncements which become effective in future years and notes the following statements are applicable to the City.

Statement No. 75, "Accounting and Financial Reporting for Postemployment Benefits Other Than Pensions" – This statement changes the focus of accounting of postemployment benefits other than pensions from how much it costs to adequately fund the benefits over time to a point-in-time liability that is reflected on the employer's financial statements for any actuarially unfunded portion of benefits earned to date. This statement will become effective for the City in fiscal year 2018.

Statement No. 77, "Tax Abatement Disclosures" – This statement requires governments that enter into tax abatement agreements to provide certain disclosures regarding these commitments. This statement will become effective for the City in fiscal year 2017.

**CITY OF CARROLLTON, TEXAS**

Required Supplementary Information

Texas Municipal Retirement System

Schedule of Changes in Net Pension Liability and Related Ratios

Last Two Fiscal Years (Previous years are not available)

(Unaudited)

	Measurement Year 2014	Measurement Year 2015
	<u>2014</u>	<u>2015</u>
Total pension liability:		
Service cost	\$ 6,592,786	\$ 7,652,932
Interest	23,690,265	24,739,518
Changes of benefit terms	-	-
Difference between expected and actual experience	(2,087,560)	(964,785)
Change in assumptions	-	4,666,507
Benefit payments, including refunds of employee contributions	<u>(13,257,578)</u>	<u>(14,214,900)</u>
Net change in total pension liability	14,937,913	21,879,272
Total pension liability - beginning	<u>341,764,756</u>	<u>356,702,669</u>
Total pension liability - ending (a)	<u>356,702,669</u>	<u>378,581,941</u>
Plan fiduciary net position:		
Contributions - employer	6,822,121	7,332,309
Contributions - employee	3,423,287	3,679,294
Net investment income	19,077,452	515,477
Benefit payments, including refunds of employee contributions	(13,257,578)	(14,214,900)
Administrative expense	(199,188)	(313,987)
Other	<u>(16,377)</u>	<u>(15,507)</u>
Net change in plan fiduciary net position	15,849,717	(3,017,314)
Plan fiduciary net position - beginning	<u>333,503,997</u>	<u>349,353,714</u>
Plan fiduciary net position - ending (b)	<u>349,353,714</u>	<u>346,336,400</u>
Net pension liability - ending (a) - (b)	<u>\$ 7,348,955</u>	<u>\$ 32,245,541</u>
Plan fiduciary net position as a percentage of total pension liability	97.94%	91.48%
Covered employee payroll	\$ 48,904,096	\$ 52,561,347
Net pension liability as a percentage of covered employee payroll	15.03%	61.35%

As of December 31

**CITY OF CARROLLTON, TEXAS**

Required Supplementary Information

Texas Municipal Retirement System

Schedule of Contributions

Last Ten Fiscal Years

(Unaudited)

Fiscal Year	(1)	(2)	(3)	(4)	(5)	(6)
	Actuarially determined contribution	Contribution in relation to the actuarially determined contribution	Contribution excess (deficiency) (2) - (1)	Covered employee payroll	Actuarially determined contributions as a percentage of covered employee payroll (1)/(4)	Contributions as a percentage of covered employee payroll (2)/(4)
2007	\$ 5,478,548	\$ 5,478,548	\$ -	\$ 44,100,793	12.42%	12.42%
2008	5,763,976	6,443,981	680,005	45,210,520	12.75%	14.25%
2009	7,555,564	7,510,874	(44,690)	46,118,071	16.38%	16.29%
2010	7,797,214	8,055,207	257,993	45,868,006	17.00%	17.56%
2011	7,807,248	7,960,494	153,246	46,358,980	16.84%	17.17%
2012	6,544,714	6,530,161	(14,553)	44,732,281	14.63%	14.60%
2013	6,444,731	6,547,839	103,108	46,392,021	13.89%	14.11%
2014	6,480,879	6,755,754	274,875	48,428,341	13.38%	13.95%
2015	6,329,810	6,982,334	652,524	50,052,500	12.65%	13.95%
2016	6,108,431	7,256,852	1,148,421	52,020,446	11.74%	13.95%

**Notes to Schedule:**

Valuation Date:

Actuarial determined contribution rates are calculated as of December 31<sup>st</sup> each year and become effective in January, 12 months and a day later.

**Methods and Assumptions Used to Determine Contribution Rate for 2016:**

Actuarial Cost Method	Entry Age Normal
Amortization Method	Level Percentage of Payroll, Closed
Remaining Amortization Period	30 years
Asset Valuation Method	10 Year smoothed market; 15% soft corridor
Inflation	2.5%
Salary Increases	3.5% to 10.5% including inflation
Investment Rate of Return	6.75%
Retirement Age	Experience-based table of rates that are specific to the City's plan of benefits. Last updated for the 2015 valuation pursuant to an experience study of the period 2010-2014.
Mortality	RP2000 Combined Mortality Table with Blue Collar Adjustment with male rates multiplied by 109% and female rates multiplied by 103% and projected on a fully generational basis with scale BB.

**CITY OF CARROLLTON, TEXAS**

Required Supplementary Information

Texas Municipal Retirement System

Schedule of Contributions

Last Ten Fiscal Years

(Unaudited)

Significant assumption differences for fiscal years prior to 2016:

Actuarial Cost Method                      Unit Credit for fiscal year and 2007, Projected Unit Credit for fiscal years 2008 to 2013.

Inflation    3% for fiscal years prior to 2016.

Investment Rate of Return                      7% for fiscal years prior to 2016.

Mortality    Prior to fiscal year 2014, Gender Distinct RP2000 Combined Healthy Mortality Table projected to the year 2003 by scale AA

**CITY OF CARROLLTON, TEXAS**  
 Required Supplementary Information  
 Retiree Health Plan  
 Schedule of Funding Progress  
 Last Three Fiscal Years  
 (Unaudited)

<u>Fiscal Year*</u>	(1) <u>Actuarial Value of Assets</u>	(2) <u>Actuarial Accrued Liability</u>	<u>Funded Ratio (1)/(2)</u>	<u>Unfunded Actuarial Accrued Liability</u>	<u>Annual Covered Payroll**</u>	<u>Unfunded Actuarial Accrued Liability As a Percentage of Covered Payroll</u>
2014	\$ -	\$ 4,799,949	0.0%	\$ 4,799,949	\$5,738,397	83.6%
2015	-	4,799,949	0.0%	4,799,949	4,471,228	107.4%
2016	-	10,924,699	0.0%	10,924,699	4,305,052	253.8%

\* Fiscal Year 2014 and 2015 as of December 31, 2013 actuarial valuation. Fiscal Year 2016 as of December 31, 2015 actuarial valuation.

\*\* Annual covered payroll is the payroll related to those grandfathered employees who will be able to retire and continue health coverage at a subsidized premium.



**APPENDIX C**  
**FORM OF BOND COUNSEL'S OPINION**



Norton Rose Fulbright US LLP  
2200 Ross Avenue, Suite 3600  
Dallas, Texas 75201-7932  
United States

Tel +1 214 855 8000  
Fax +1 214 855 8200  
nortonrosefulbright.com

[Closing Date]

IN REGARD to the authorization and issuance of the "City of Carrollton, Texas, General Obligation Improvement Bonds, Series 2017", dated April 1, 2017, in the principal amount of \$19,550,000 (the "Bonds"), we have examined into their issuance by the City of Carrollton, Texas (the "City"), solely to express legal opinions as to the validity of the Bonds and the exclusion of the interest on the Bonds from gross income for federal income tax purposes, and for no other purpose. We have not been requested to investigate or verify, and we neither expressly nor by implication render herein any opinion concerning, the financial condition or capabilities of the City, the disclosure of any financial or statistical information or data pertaining to the City and used in the sale of the Bonds, or the sufficiency of the security for or the value or marketability of the Bonds.

THE BONDS are issued in fully registered form only and in denominations of \$5,000 or any integral multiple thereof (within a maturity). The Bonds mature on August 15 in each of the years specified in the pricing certificate (the "Pricing Certificate") executed pursuant to an ordinance adopted by the City Council of the City authorizing the issuance of the Bonds (the "Bond Ordinance" and, jointly with the Pricing Certificate, the "Ordinance"), unless redeemed prior to maturity in accordance with the terms stated on the Bonds. The Bonds accrue interest from the date, at the rates, and in the manner and interest is payable on the dates, all as provided in the Ordinance.

IN RENDERING THE OPINIONS herein we have examined and rely upon (i) original or certified copies of the proceedings relating to the issuance of the Bonds, including the Bond Ordinance, and an examination of the initial Bond executed and delivered by the City (which we found to be in due form and properly executed); (ii) certifications of officers of the City relating to the expected use and investment of proceeds of the sale of the Bonds and certain other funds of the City and (iii) other documentation and such matters of law as we deem relevant. In the examination of the proceedings relating to the issuance of the Bonds, we have assumed the authenticity of all documents submitted to us as originals, the conformity to original copies of all documents submitted to us as certified copies, and the accuracy of the statements contained in such documents and certifications.

BASED ON OUR EXAMINATIONS, IT IS OUR OPINION that, under the applicable laws of the United States of America and the State of Texas in force and effect on the date hereof:

27953145.1/11612707

Norton Rose Fulbright US LLP is a limited liability partnership registered under the laws of Texas.

Norton Rose Fulbright US LLP, Norton Rose Fulbright LLP, Norton Rose Fulbright Australia, Norton Rose Fulbright Canada LLP and Norton Rose Fulbright South Africa Inc are separate legal entities and all of them are members of Norton Rose Fulbright Verein, a Swiss verein. Norton Rose Fulbright Verein helps coordinate the activities of the members but does not itself provide legal services to clients. Details of each entity, with certain regulatory information, are available at [nortonrosefulbright.com](http://nortonrosefulbright.com)

Page 2 of Legal Opinion of Norton Rose Fulbright US LLP

Re: "City of Carrollton, Texas, General Obligation Improvement Bonds, Series 2017", dated April 1, 2017

1. The Bonds have been duly authorized by the City and, when issued in compliance with the provisions of the Ordinance, are valid, legally binding and enforceable obligations of the City payable from the proceeds of an ad valorem tax levied, within the limitations prescribed by law, upon all taxable property in the City, except to the extent that the enforceability thereof may be affected by bankruptcy, insolvency, reorganization, moratorium, or other similar laws affecting creditors' rights or the exercise of judicial discretion in accordance with the general principles of equity.

2. Pursuant to section 103 of the Internal Revenue Code of 1986, as amended to the date hereof (the "Code"), and existing regulations, published rulings, and court decisions thereunder, and assuming continuing compliance after the date hereof by the City with the provisions of the Ordinance relating to sections 141 through 150 of the Code, interest on the Bonds for federal income tax purposes (a) will be excludable from the gross income, as defined in section 61 of the Code, of the owners thereof, and (b) will not be included in computing the alternative minimum taxable income of individuals or, except as hereinafter described, corporations. Interest on the Bonds owned by a corporation will be included in such corporation's adjusted current earnings for purposes of calculating the alternative minimum taxable income of such corporations, other than an S corporation, a qualified mutual fund, a real estate mortgage investment conduit, a real estate investment trust, or a financial asset securitization investment trust ("FASIT"). A corporation's alternative minimum taxable income is the basis on which the alternative minimum tax imposed by section 55 of the Code will be computed.

WE EXPRESS NO OPINION with respect to any other federal, state, or local tax consequences under present law or any proposed legislation resulting from the receipt or accrual of interest on, or the acquisition or disposition of, the Bonds. Ownership of tax-exempt obligations such as the Bonds may result in collateral federal tax consequences to, among others, financial institutions, life insurance companies, property and casualty insurance companies, certain foreign corporations doing business in the United States, S corporations with subchapter C earnings and profits, owners of an interest in a FASIT, individual recipients of Social Security or Railroad Retirement Benefits, individuals otherwise qualifying for the earned income tax credit, and taxpayers who may be deemed to have incurred or continued indebtedness to purchase or carry, or who have paid or incurred certain expenses allocable to, tax-exempt obligations.

OUR OPINIONS ARE BASED on existing law, which is subject to change. Such opinions are further based on our knowledge of facts as of the date hereof. We assume no duty to update or supplement our opinions to reflect any facts or circumstances that may thereafter come to our attention or to reflect any changes in any law that may thereafter occur or become effective. Moreover, our opinions are not a guarantee of result and are not binding on the Internal Revenue Service; rather, such opinions represent our legal judgment based upon our review of existing law that we deem relevant to such opinions and in reliance upon the representations and covenants referenced above.