



# Program Year 2014

## Consolidated Annual Performance and Evaluation Report

\*\*\*\*\*



The City of Carrollton's NOTICE was awarded third place in the *Neighborhoods USA* 2007

**Best Neighborhood Program of the Year Award** under the category of physical revitalization/beautification.

Prepared By:

**Tanya Ferencak, City of Carrollton, Community Development, 1945 East Jackson Road, Carrollton, Texas 75006**



### **City Council**

Mathew Marchant, Mayor

James Lawrence, Place 1

Anthony Wilder, Place 2

Doug Hrbacek, Place 3

Bob Garza, Place 4

Glen Blanscet, Place 5

Steve Babick, Place 6

John Sutter, Place 7

### **Neighborhood Advisory Commission**

Lora Cormier, Seat 1

Armando Perez, Seat 2

Marilyn Roppolo, Seat 3

Joseph Marquez, Seat 4

BJ Cadwalader, Seat 5

Pam Mulligan, Seat 6

Frances Cruz, Seat 7

Scott Windrow, Seat 8

Jeffery Van Matre, Seat 9

**RESOLUTION NO. 3889**

**A RESOLUTION OF THE CITY COUNCIL OF THE CITY OF CARROLLTON, TEXAS, ADOPTING THE PROGRAM YEAR 2014 CONSOLIDATED ANNUAL PERFORMANCE AND EVALUATION REPORT FOR THE COMMUNITY DEVELOPMENT BLOCK GRANT; AND PROVIDING AN EFFECTIVE DATE.**

**WHEREAS**, the City of Carrollton received \$731,079 in Community Development Block Grant funds from the United States Department of Housing and Urban Development in Program Year (PY) 2014; and has prepared a Consolidated Annual Performance and Evaluation Report (CAPER); and

**WHEREAS**, the Neighborhood Advisory Commission reviewed the draft Program Year 2014 CAPER; and

**WHEREAS**, on November 12, 2015, the Neighborhood Advisory Commission held a public hearing on the draft PY 2014 CAPER, and, after all persons were given an opportunity to present verbal and written testimony, did consider and make recommendation to adopt the PY 2014 CAPER; and

**WHEREAS**, the City Council, after having made the draft PY 2014 CAPER available for public review in accordance with Federal law, conducted a public hearing on December 15, 2015, and thereby provided all persons with an opportunity to present verbal and written testimony for a period in excess of thirty days; and

**WHEREAS**, the City Council has concluded that the adoption of the PY 2014 CAPER is in the best interest of the City and is for the purpose of continued participation in the program and in securing additional community development resources for the primary benefit of low and moderate income citizens;

**NOW, THEREFORE, BE IT RESOLVED BY THE CITY COUNCIL OF THE CITY OF CARROLLTON, TEXAS, THAT:**

**SECTION 1.**

The PY 2014 CAPER, which is attached hereto and incorporated herein for all purposes, documents the performance and accomplishments of the Community Development Block Grant program as related to the adopted 2014-2018 Consolidated Plan and is hereby adopted by the City Council.

**SECTION 2.**

This report will constitute the PY 2014 CAPER for the City of Carrollton, Texas for all matters related to program planning, accomplishments, and performance relative to the Community



Resolution No. 3889

Development Block Grant program and other programs administered by the United States Department of Housing and Urban Development.

**SECTION 3.**


The City Manager is authorized to sign the required program certifications.

**SECTION 4.**


This resolution shall take effect immediately from and after its passage.

**PASSED AND APPROVED BY THE CITY COUNCIL OF THE CITY OF CARROLLTON, TEXAS** on this the 15<sup>th</sup> day of December, 2015.


**CITY OF CARROLLTON, TEXAS**

  
Matthew Marchant, Mayor

**ATTEST:**

  
Krystle F. Nelinson, City Secretary

**APPROVED AS TO FORM:**

  
Meredith A. Ladd, City Attorney

**APPROVED AS TO CONTENT:**

  
Scott Hudson, Environmental Services Director

**CR-05 - Goals and Outcomes**

**Progress the jurisdiction has made in carrying out its strategic plan and its action plan.**

## 91.520(a)

The following Consolidated Annual Performance and Evaluation Report represents the first year completed under the City of Carrollton's 2014-2018 Consolidated Plan. The objective of the City of Carrollton's Community Development Block Grant (CDBG) Program is to support activities which meet at least one of the primary national CDBG objectives, i.e. development of viable urban communities by providing a suitable living environment, decent housing and expansion of economic opportunities for persons of low and moderate income. Based on the needs analysis in 2014, the following strategy areas were identified and are reaffirmed in this annual report.

1. Improve Neighborhood Infrastructure: Use CDBG funds to leverage infrastructure improvements.
2. Enhance Code Enforcement: Use CDBG funds to pay for one salaried code enforcement officer to work in 2014-2018 CDBG Target area.
3. Provide Neighborhood Matching Grants: Use general funds to create a more proactive municipal presence in order to preserve and enhance neighborhoods throughout the city.
4. Preserve Existing Housing Stock: Use CDBG and general funds to provide interior and exterior home repairs for income qualifying homeowners.
5. Assist Social Service Providers: Use general funds for the enhancement of services to meet the needs of low-to-moderate income citizens.
6. Promote Economic Development: Use general funds for the improvement of aging retail spaces.

## RESOURCES AVAILABLE

The City of Carrollton is an entitlement community under HUD's CDBG Program. During the 2014 Program Year, October 1, 2014 through September 30, 2015, \$1,003,940.37 in CDBG funds were made available to the City of Carrollton, \$731,079 in PY 2014 funds and \$269,708.82 in prior year cost savings to further the objectives of the 2014-2018 Consolidated Plan:

- 77% - \$768,662 dedicated for infrastructure improvement in the Carrollton Downs subdivision in the Roton Park Neighborhood
- 7% - \$75,000 for Jimmy Porter Park Pavilion N.O.T.I.C.E. project
- 4% - \$40,000 dedicated to grant administration and planning
- 5.5% - \$58,341 for Enhanced Code Enforcement in CDBG target area
- 6% - \$60,000 dedicated to Minor Home Repair for interiors and exterior repairs
- 1% - \$10,000 for Emergency Repair grant as part of the Housing Rehabilitation Program
- .5% - \$5,000 for People Helping People as part of the Housing Rehabilitation Program

The City of Carrollton made available general funds to meet the goals and objectives in the following amounts:

- \$1,764,167 for infrastructure improvements in the Woodlake #3 Phase I N.O.T.I.C.E. area

- \$355,320 to enhance local social service agencies activities for Carrollton's vulnerable populations
- \$110,000 to fund two staff positions implementing CDBG and Neighborhood Partnership activities
- \$65,000 for beautification and identity programs through the Neighborhood Enhancement Matching Grant Program
- \$15,000 for Neighborhood Empowerment Zone minor home repair projects
- \$8,000 for Single Family Rehabilitation Incentives for homeowners of all income levels in the Neighborhood Empowerment Zones
- \$1,857,241 for infrastructure improvements in the Carrollton Downs Phase I N.O.T.I.C.E. project
- \$38,410 for design, demolition and lighting of Jimmy Porter Park Pavilion N.O.T.I.C.E. project

**Comparison of the proposed versus actual outcomes for each outcome measure submitted with the consolidated plan and explain, if applicable, why progress was not made toward meeting goals and objectives. 91.520(g)**

Goal	Category	Source/ Amount	Indicator	Unit of Measure	Expected – Strategic Plan	Actual – Strategic Plan	Percent Complete
Goal 1. Improve Neighborhood Infrastructure	Non-Housing Community Development	CDBG: \$768,662	Public Facility or Infrastructure Activities for Low/Moderate Income Housing Benefit	Households Assisted	500	188	37.6%
Goal 2. Enhance Code Enforcement	Non-Housing Community Development	CDBG: \$45,068	Housing Code Enforcement/For eclosed Property Care	Household Housing Unit	7,500	2291	30.5%
Goal 3.  Provide Neighborhood Matching Grants	Non-Housing Community Development	General Funds: \$60,000	Neighborhood Revitalization				
Goal 4. Preserve Existing Housing Stock	Affordable Housing Non-Housing Community Development	CDBG: \$75,000	Homeowner Housing Rehabilitated	Household Housing Unit	150	20	13.4%
Goal 5. Assist Service Providers	Homeless Non- Homeless Special Needs Non-Housing Community Development	General Funds: \$355,320	Public service activities for Low/Moderate Income Housing Benefit	Households Assisted	75,000	16,556	22%

**Table 1 - Accomplishments – Program Year & Strategic Plan to Date**

**Assess how the jurisdiction's use of funds, particularly CDBG, addresses the priorities and specific objectives identified in the plan, giving special attention to the highest priority activities identified.**

In PY 2014 the City of Carrollton accomplished all of the proposed outcomes and five out of the six goals identified in the 2014-2018 Consolidated Plan. The City of Carrollton spent over 90 percent of the PY 2014 CDBG allocation within the year but also allocated an additional **\$4,217,138** in general funds towards the identified goals.

Improve Neighborhood Infrastructure:

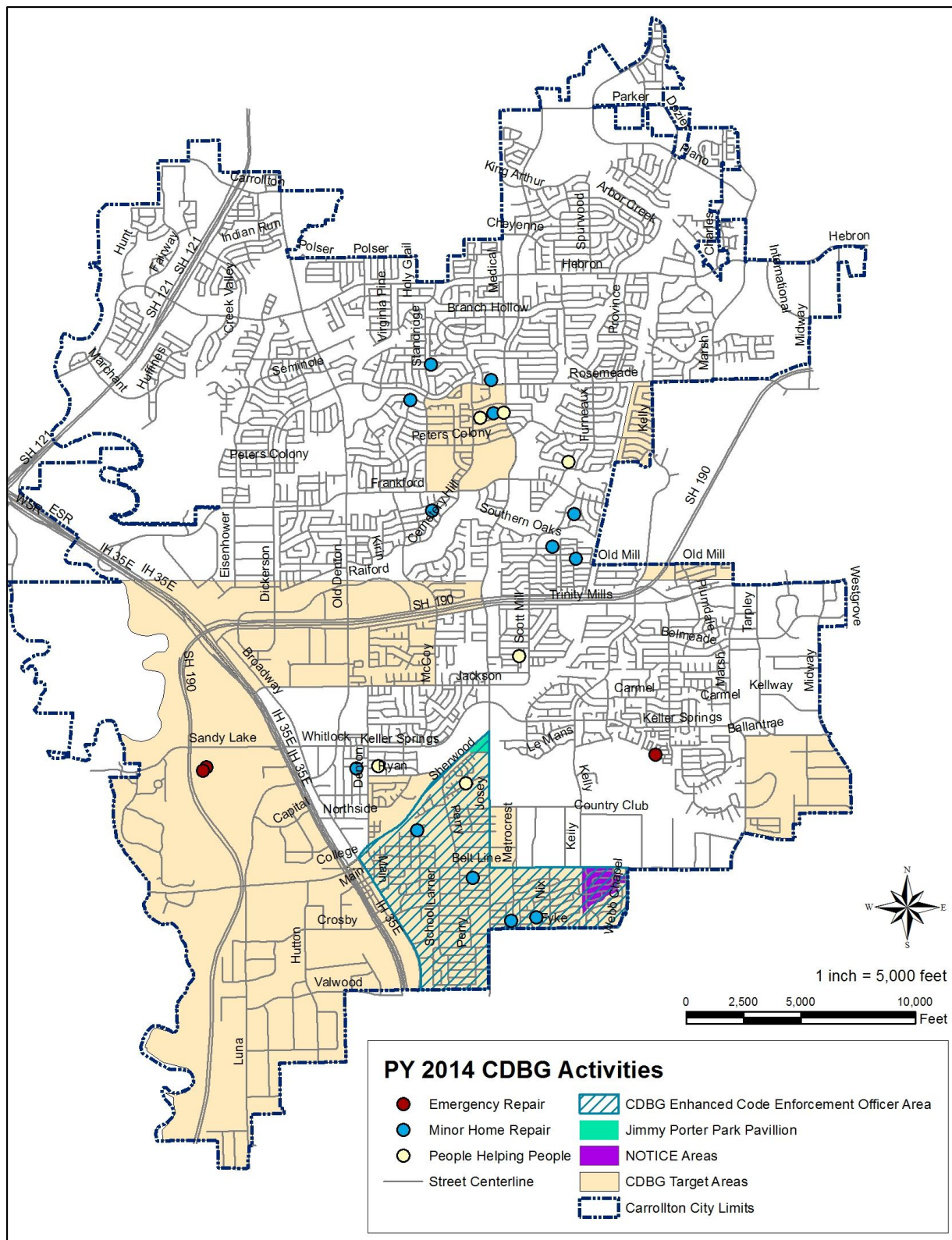
- N.O.T.I.C.E. Carrollton Downs Phase I (CDBG Funds \$768,662, General Funds \$1,857,241): Provided 8,560 linear feet of street paving. Alley and sewer replacement included over 8,620 linear feet of new construction for one hundred and eighty eight homes.
- N.O.T.I.C.E. Jimmy Porter Park (CDBG Funds \$75,000, General Funds \$38,410): Installed a new pavilion and lighting in Jimmy Porter Park.
- N.O.T.I.C.E. Woodlake #3 (General Funds \$1,764,167): Provided 4,847 linear feet of street paving, 7,250 linear feet of sidewalk replacement and 4,500 linear feet of new sewer lines for one hundred and six homes.
- Enhance Code Enforcement (CDBG Funds \$58,341): Resolved 2,291 new code enforcement cases in CDBG target area.

Provide Neighborhood Matching Grants (General Funds \$60,000): Funded three neighborhood beautification activities and four neighborhood identity sign topper grants.

Preserve Existing Housing Stock:

- The Minor Home Repair Program (CDBG Funds \$60,000): successfully implemented twelve projects to assist low-to-moderate income homeowners with minor interior and exterior home repairs such as: painting, siding, soffit, trim repair and roofing projects.
- The Emergency Repair Grant (CDBG Funds \$10,000): successfully completed three projects to assist low to moderate income homeowners with interior and exterior emergency repairs such as AC/heating unit repair and roofing work.
- The People Helping People Program (CDBG Funds \$5,000): successfully completed five volunteer projects to assist low-to-moderate income homeowners with minor exterior home repairs.
- Neighborhood Empowerment Zone Minor Home Repair (General Funds \$15,000): successfully completed two repair projects to assist low to moderate income home owners with exterior repairs such as sewer line repair and drainage issues.
- Single Family Rehab Incentive (General Funds \$8,000): successfully completed four driveway renovation projects

Assist Social Service Providers (General Funds \$355,320): Served 16,556 low to moderate income individuals in Carrollton of which 68 percent of the funding reached Carrollton's extremely low income population.



**PY 2014 CDBG Activities**

## CR-10 - Racial and Ethnic composition of families assisted

Describe the families assisted (including the racial and ethnic status of families assisted).

	CDBG
White	18
Black or African American	2
Asian	0
American Indian or American Native	0
Native Hawaiian or Other Pacific Islander	0
<b>Total</b>	<b>20</b>
Hispanic	8
Not Hispanic	12

**Table 2 – Table of assistance to racial and ethnic populations by source of funds**

### Narrative

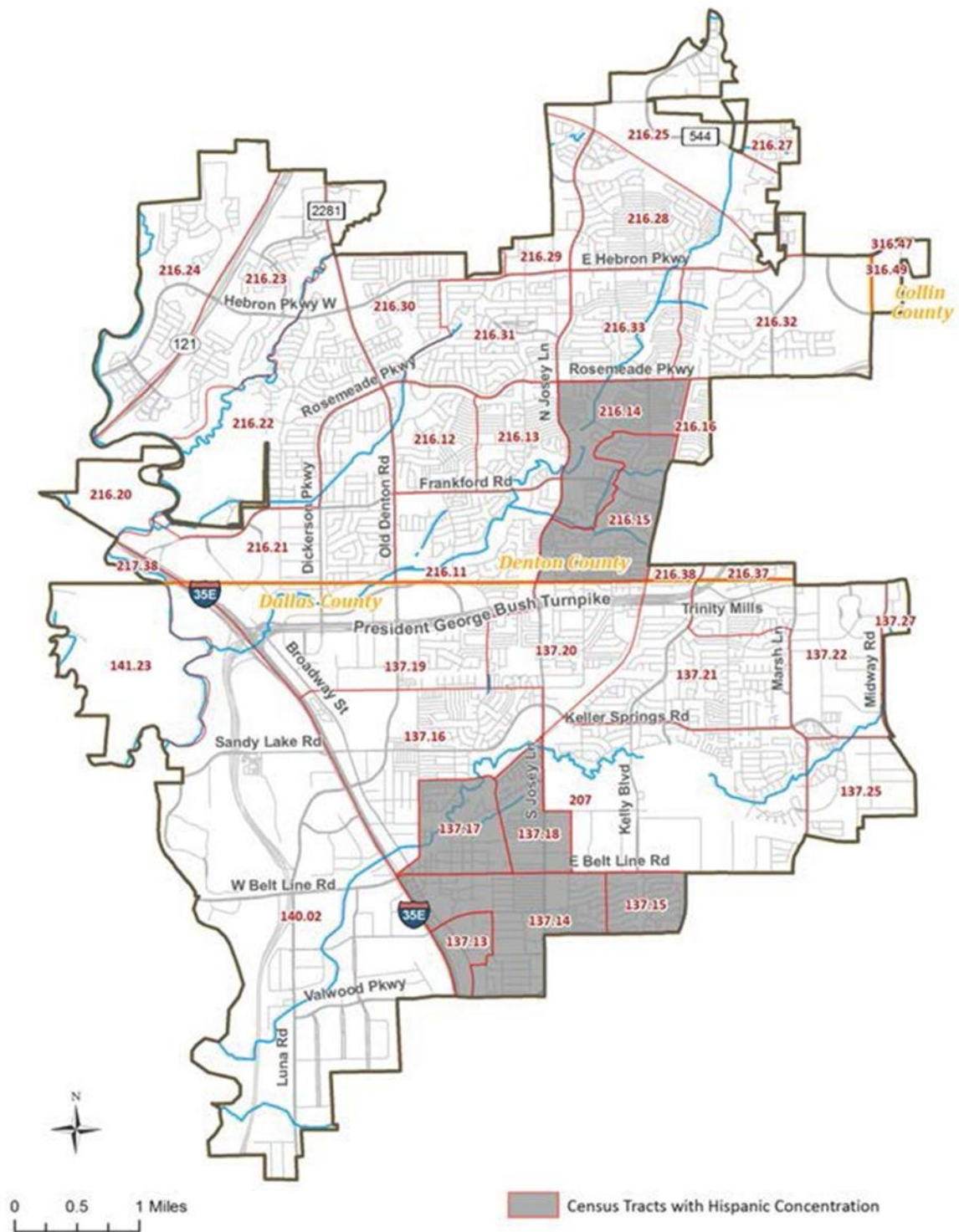
Housing rehabilitation projects accounted for 10 percent of the total CDBG funding in PY 2014. The table above accounts for the distribution by race of the housing activities. In PY 2014 20 homes were rehabilitated using CDBG funds. Hispanic recipients accounted for 40 percent of the clients, Black, 10 percent and White, 50 percent. This closely resembles the racial and ethnic makeup in Carrollton according to the 2013 American Communities survey in which 67 percent of the population was White, 9 percent was Black and 31 percent was Hispanic.

Neighborhoods receiving improvements in Carrollton are ranked according to infrastructure needs and low income status. In PY 2014, 89.5 percent of CDBG funds were allocated for neighborhood projects located in minority, primarily Hispanic, concentrated areas. In 2013 the Hispanic ethnic group accounted for 31 percent of Carrollton's population, and the Hispanic poverty rate was twice as high as other ethnic and racial groups. The Carrollton Downs subdivision in the Rhoton Park Neighborhood, in Census tract 137.15, block group 1, Jimmy Porter Park in the Hill 'n Dale Neighborhood in Census tract 137.18, and enhanced code enforcement efforts were focused on southwest Carrollton in the A.W. Perry, Carrollton Heights, Carrollton Highlands, Hill 'n Dale, Holiday Park, Old Downtown Carrollton, Rhoton Park, and Woodcrest Estates neighborhoods

The map below shows where Hispanic concentrated tracts are located in Carrollton. The calculation is based on the following definition: A minority concentrated area is any neighborhood or Census tract in which: 1) The percentage of households in a particular racial or ethnic minority group is at least 20 percentage points higher than the percentage of that minority group for the housing market areas; 2) The total percentage of minority persons is at least 20 percentage points higher than the total percentage of all minorities in the housing market areas as a whole; or 3) If a metropolitan area, the



total percentage of minority persons exceeds 50 percent of its population. The housing market area is the region where it is likely that renters and purchasers would be drawn for a particular housing project. Generally the housing market area is the county.



The following table illustrates the total number and demographic characteristics of individuals served by the social services agencies that received general funds from the City of Carrollton in PY 2014 (Fiscal Year 2015). Of Carrollton residents 3 percent of the clients served were Asian, 67 percent were White, 24 percent were Black or African American, 5 percent were of a mixed or unknown race. Fifty-two percent of the clients identified themselves as Hispanic. In the American Communities Survey for 2013 Carrollton's ethnic and racial breakdown was roughly 14 percent Asian, 67 percent White, 9 percent Black and 31 percent Hispanic. The data show that Black and Hispanic families are utilizing social services resources at a higher rate as compared to their population than other races or ethnicities.

## Individuals Assisted by Race /Ethnicity

	Bea's Kids	Casa of Denton County	Children's Advocacy Center	Christian Community Action	The Family Place	Metrocrest Community Clinic	Metrocrest Services	Mosaic Dallas	Total
American Indian	0	0	0	1	0	3	20	0	24
Asian	0	0	3	21	61	78	345	1	509
Black	0	9	13	249	132	50	3,481	3	3,937
Native Hawaiian	0	0	0	0	0	0	3	0	3
White	77	15	78	322	223	171	10,224	18	11,128
American Indian and White	0	0	0	0	0	0	8	0	8
Asian and White	0	0	0	0	1	0	1	0	2
Black and White	0	1	2	0	0	0	48	0	51
Others reporting more than one race	0	0	0	0	6	0	528	0	534
Unknown Race	0	5	0	13	38	294	10	0	360
<b>Total</b>	<b>77</b>	<b>30</b>	<b>96</b>	<b>606</b>	<b>461</b>	<b>596</b>	<b>14,668</b>	<b>22</b>	<b>16,556</b>
<b>Hispanic or Latino</b>	<b>77</b>	<b>5</b>	<b>28</b>	<b>115</b>	<b>116</b>	<b>294</b>	<b>7,975</b>	<b>0</b>	<b>8,610</b>

## CR-15 - Resources and Investments 91.520(a)

### Identify the resources made available

Source of Funds	Source	Resources Made Available	Amount Expended During Program Year
CDBG	PY 2013 & PY 2014	\$1,003,940.37	\$931,793.88

Table 3 – Resources Made Available

### Narrative

In the 2014-2018 Consolidated Plan the City of Carrollton identified the preservation of existing housing stock as a priority. There are currently three housing rehabilitation programs in the City of Carrollton CDBG program: the Minor Home Repair, the Emergency Repair Grant and the People Helping People Program. These programs are not limited to a specific geographic area but are only for low to moderate income homeowners that live within the City of Carrollton limits, \$75,000 or 7.5 percent of the total CDBG allotment was dedicated to housing rehabilitation projects for low to moderate income homeowners.

In PY 2014 the CDBG funding allocated for housing rehabilitation was:

- **6% for Minor Home Repair**

The Minor Home Repair program is an interior/exterior home repair program targeting low income homeowners in Carrollton. The funding is not a grant but instead a deferred loan in which homeowners are required to live in their homes between 3 - 5 years in exchange for loan repayment. In PY 2014 \$60,000 was allocated for the program and a total of 12 homes were repaired for items such as painting, siding, roofing and drywall.

- **1% for Emergency Repair Grant**

The Emergency Repair Grant is an interior/exterior home repair program targeting low income homeowners in Carrollton. This grant targets items in need of immediate attention. It provides up to \$5,000 in repairs that present an immediate health and safety issues for the resident such as AC/heating units, water heaters and plumbing. It is the only program that allows mobile homes to qualify. In PY 2014 \$10,000 was allocated for this new program, and three homes, including two mobile homes, were completed.

- **.5% for People Helping People**

The People Helping People Grant is a minor exterior home repair program targeting low income homeowners in Carrollton. This grant uses local volunteer groups to complete needed repairs and updates. It provides funding for supplies and tools for the volunteers to complete work such as

painting and minor siding repairs. In PY 2014 \$5,000 was allocated for this new program, and five homes were completed.

#### Identify the geographic distribution and location of investments

Target Area	Planned Percentage of Allocation	Actual Percentage of Allocation	Narrative Description
2014 – 2018 CDBG Target Area	77%	77%	Carrollton Downs Phase I
2014-2018 CDBG Target Area	5.5%	5.5%	Enhanced Code Enforcement
2014-2018 CDBG Target Area	7%	7%	Jimmy Porter Park

**Table 4 – Identify the geographic distribution and location of investments**

#### Narrative

For the 2014-2018 Consolidated Plan, low income areas were identified based on the 2008-2012 and 2013 American Community Survey (ACS) and the 2014 HUD income designations for the DFW metro region. In Carrollton for a Census tract to be designated low income, over 42.5 percent of the population must live at 20% or below the designated median family income for the area. In Carrollton the median income for a family of four is \$67,561, for example for a family of four to be considered low income they must make less than \$56,301 a year. During the 2014 Action Plan year, the City of Carrollton allocated 89.5 percent of all CDBG funding to the designated low income census tracts, designating the funding specifically for the *Neighborhood Oriented Targeted Infrastructure and Code Enforcement (N.O.T.I.C.E.)* program.

The City's N.O.T.I.C.E. program focuses on low- income neighborhoods to provide safe streets, sidewalks, alleys and utility lines. This program has been a vital change agent in the community and it positively impacts the quality of life of the citizens. In general, the N.O.T.I.C.E. program targets financial resources for the design and implementation of all necessary street, sidewalk, and water and sewer line projects in one neighborhood at a time until the entire public infrastructure in that area has been repaired or reconstructed. In addition, the City conducts targeted and strengthened code enforcement efforts in the same neighborhood to foster a greater sense of neighborhood pride and an overall healthier community. Finally the City follows up with improvements to public parks and/or other neighborhood facilities.

In PY 2014 the CDBG funding allocated in the 2014-2018 Target Areas was

- **77% for N.O.T.I.C.E. Carrollton Downs Phase I**

Phase I was a total cost of \$768,662.56 of CDBG funds. Forty-three percent of the residents in this area are low income and it is a Hispanic resident concentrated census tract.

- **5.5% for Enhanced Code Enforcement**

In PY 2014 \$58,341 in CDBG funds was spent on code enforcement focusing on the low income census tracts in southwest Carrollton. The low income population in the CDBG Code Area is 59.7 percent and is located in a Hispanic concentrated resident area. The utilization of Enhanced Code Enforcement preserves infrastructure repairs and ensures that the improved aesthetic and structural quality of the neighborhood will last.

- **7% for N.O.T.I.C.E. Jimmy Porter Park**

In PY 2014 a new pavilion was constructed in Jimmy Porter Park, located in the Hill 'n Dale neighborhood. Jimmy Porter Park is located in a census tract with a 44 percent of the residents living in the low income range and is also a Hispanic resident concentrated neighborhood.

## **Leveraging**

**Explain how federal funds leveraged additional resources (private, state and local funds), including a description of how matching requirements were satisfied, as well as how any publicly owned land or property located within the jurisdiction that were used to address the needs identified in the plan.**

**N.O.T.I.C.E. Carrollton Downs Phase 1.** Since beginning the N.O.T.I.C.E. program in 2001, the City of Carrollton has been able to complete needed infrastructure improvements by breaking up large, seemingly impossible projects into smaller, more manageable endeavors. Each project has requested annual CDBG funding rather than a large lump sum payment or using bond funding for attacking the entire project at once. Because Carrollton has pursued funding on a year-to-year basis, we have secured CDBG funding and leveraged general funds on each project. This has allowed Carrollton to focus and complete more projects than just using general funds. Carrollton Downs Phase I completed the alleys, streets and sewer lines for one hundred eighty-eight homes. With a total cost for the project at \$2,943,699 general funds accounted for 63 percent of the total project. In PY 2014 \$768,662 was allocated in CDBG funds and \$317,795 of PY 2015 funds will bring the total CDBG funding to 37 percent of the total cost.

**N.O.T.I.C.E. Jimmy Porter Park Pavilion.** As a continuation of the PY 2011-2013 N.O.T.I.C.E. infrastructure improvements in the Hill 'n Dale neighborhood a new pavilion and additional lighting along the back side of the park were needed. Using CDBG dollars the City was able to leverage the completion of the new pavilion and lighting. Total cost for the project was \$113,410. CDBG funds total \$75,000 and accounted for 66 percent of the total project costs.

**People Helping People.** In PY 2014 the City of Carrollton reinstated the People Helping People Program, a program that provides minor exterior repairs for low income homeowners. In PY 2015 \$5,000 in CDBG funding was allocated and five homes were completed. For the five homes completed 68 volunteers worked for a total of 544 hours that accounted for over \$5,440 in-kind donations of volunteer hours. Additional donations of food, supplies and tools accounted for an additional \$2,500.

**Assist Service Providers:** Since 1998 the City's Community Development Program has worked to develop partnerships throughout the community. In PY 2014 the City of Carrollton committed to continue to support social service agencies by providing \$355,320 in general funds for eight different service providers that serve primarily low to moderate income residents in Carrollton. This funding in all cases amounts to less than 30 percent of the entire budget of any social service provider, yet was used to leverage and add to many existing programs. These programs, discussed in more detail in section CR-25 of this report, create necessary social safety nets for Carrollton's vulnerable populations and prevent overuse of other public services staff like police, school districts, courts and emergency personnel.



## CR-20 - Affordable Housing 91.520(b)

Evaluation of the jurisdiction's progress in providing affordable housing, including the number and types of families served, the number of extremely low-income, low-income, moderate-income, and middle-income persons served.

	One-Year Goal	Actual
Number of Homeless households to be provided affordable housing units	0	0
Number of Non-Homeless households to be provided affordable housing units	0	0
Number of Special-Needs households to be provided affordable housing units	0	0
<b>Total</b>	<b>0</b>	<b>0</b>

Table 5 – Number of Households

	One-Year Goal	Actual
Number of households supported through Rental Assistance	0	0
Number of households supported through The Production of New Units	0	0
Number of households supported through Rehab of Existing Units	20	20
Number of households supported through Acquisition of Existing Units	0	0
<b>Total</b>	<b>20</b>	<b>20</b>

Table 6 – Number of Households Supported

**Discuss the difference between goals and outcomes and problems encountered in meeting these goals.**

All Affordable Housing goals were met and exceeded in PY 2014.

**Discuss how these outcomes will impact future annual action plans.**

The City of Carrollton will stay on track; no changes are needed.

**Include the number of extremely low-income, low-income, and moderate-income persons served by each activity where information on income by family size is required to determine the eligibility of the activity.**

<b>Number of Persons Served</b>	<b>CDBG Actual</b>	<b>HOME Actual</b>
Extremely Low-income	11	0
Low-income	9	0
Moderate-income	0	0
<b>Total</b>	<b>20</b>	<b>0</b>

**Table 7 – Number of Persons Served**

### **Narrative Information**

The City of Carrollton expanded its housing rehabilitation program in PY 2014. The Minor Home Repair program was improved to include interior repairs and address accessibility issues. This year the maximum expenditure per home per year was raised from \$5,000 to \$10,000 with a \$45,000 lifetime limit. Carrollton also added two additional housing rehabilitation activities, the People Helping People and the Emergency Repair Grant. Funding for all housing rehabilitation projects was increased from \$45,000 in PY 2013 to \$75,000 in PY 2014. The new programs and the 67 percent increase in funding led to a doubling of the number of homes repaired in PY 2014 compared to PY 2013. All three programs provide low to moderate income homeowners with assistance for interior and exterior repairs on their homes.

One hundred percent of all CDBG funding for the housing rehabilitation program was dedicated to persons of low to moderate income and were for needed repairs affecting the safety and long-term sustainability of the homes and surrounding neighborhood. Twenty homes were completed in PY 2014, an increase of nine homes from PY 2013. Of these homes eleven, or 55 percent, were occupied by extremely low income homeowners and nine or 45 percent were from low income families. Senior homeowners accounted for seven homes, or 35 percent of the projects in PY 2014 and female head of household accounted for twelve homes, or 60 percent of the projects completed.

## **CR-25 - Homeless and Other Special Needs 91.220(d, e); 91.320(d, e); 91.520(c)**

**Evaluate the jurisdiction's progress in meeting its specific objectives for reducing and ending homelessness through:**

### **Reaching out to homeless persons (especially unsheltered persons) and assessing their individual needs**

For the strategies addressing the homeless and non-homeless with special needs populations included in the 2014-2018 Consolidated Plan, the City continued to allocate a portion of its General Fund towards grants and donations for Carrollton service providers that target low to moderate income residents. In that role the City also provides information, referral and technical assistance along with financial support to local agencies serving the homeless and non-homeless citizens with special needs. While to date no homeless programs have been funded with CDBG resources, the City provided general funds to Metrocrest Services in PY 2014 an amount of \$300,000 and Christian Community Action \$3,320 for the assistance to anti-poverty initiatives, homelessness prevention and special needs populations.

The table below illustrates the individuals assisted by income level and by agency last year. Of the total population of individuals served in PY 2014 through our social service agencies strategy programs 68 percent were categorized as extremely low income. To be categorized as extremely low income, for example, a family of four would have to earn less than \$24,249 a year.

<b>Agency Name</b>	<b>Moderate (&gt;80% MFI)</b>	<b>Low (50- 80% MFI)</b>	<b>Very Low (30-50% MFI)</b>	<b>Extremely Low (&gt;30% MFI)</b>	<b>Income Unknown</b>	<b>TOTAL</b>
Bea's Kids	0	0	0	77	0	77
CASA of Denton County	0	0	0	0	30	30
Children's Advocacy Center	19	5	6	66	0	96
Christian Community Action	14	45	175	366	6	606
The Family Place	0	237	0	0	224	461
Metrocrest Community Clinic	12	48	173	231	132	596
Metrocrest Services	45	744	3,449	10,430	0	14,668
MOSAIC	0	0	0	22	0	22
Total	90	1,079	3,803	11,192	392	16,556

**Table 8 - Individuals Served by Agency and Income Level**

### **Addressing the emergency shelter and transitional housing needs of homeless persons**

The City of Carrollton does not receive Emergency Shelter Grant (ESG) funding.

**Helping low-income individuals and families avoid becoming homeless, especially extremely low-income individuals and families and those who are: likely to become homeless after being discharged from publicly funded institutions and systems of care (such as health care facilities, mental health facilities, foster care and other youth facilities, and corrections programs and institutions); and, receiving assistance from public or private agencies that address housing, health, social services, employment, education, or youth needs**

As noted previously, the City Council made available \$355,320 in general fund resources to fund agencies which are actively engaged in the provision of social services in Carrollton.

In exchange for the funding, the agencies and organizations work closely with the City in the provision of social services to all citizens in need. The close partnership the City has with each agency grows with each year of collaboration. The staff who are employed as part of the CDBG grant administration and planning activity provide technical, referral and capacity building assistance for the agencies on an ongoing basis.

The table below identifies some of the principal partners for the City's PY 2014 (Fiscal Year 2015) priority funding for Carrollton's social service agencies:

In PY 2014, the City helped accomplish the following goals through its local non-profit partners in an attempt to reduce the overall number of persons living in poverty in Carrollton:

- Funded food pantries in both Dallas and Denton counties in Carrollton.
- Improved access to preventative care, basic health care and medical services for low to moderate income families thus reducing costs for medical services and expensive trips to the emergency room.
- Improved the linkage between job training programs and local job creation efforts to attract jobs that pay above minimum wages and provide people with the ability to service a home mortgage.
- Promoted financial counseling and classes on budgeting and money management. In PY 2014, the City continued to promote area training and educational opportunities in this area.
- Promoted linkages between housing, employment and educational systems and/or facilities.
- Promoted programs and training that help families-in-need to become more self-sufficient.
- Funded after school programs to low income students providing tutoring and college preparation for junior high school and high school students coming from families where the majority of parents never finished high school.
- Funded domestic violence and leadership training for adults and children.
- Funded vocational training and residential support for twenty two developmentally disabled adults.

Organization	Type of Service	Persons Assisted	Amount Funded
Bea's Kids	Youth Services	77	\$5,000
CASA of Denton County	Youth Services	30	\$2,500
Children's Advocacy Center	Youth Services	96	\$25,000
Christian Community Action	Homeless and Crisis Services and Elderly Services	606	\$3,320
The Family Place	Family Services	461	\$5,000
Metrocrest Community Clinic	Medical Services	596	\$12,000
Metrocrest Services	Homeless and Crisis Services & Elderly Services	14,668	\$300,000
MOSAIC	Disability Services	22	\$2,500
TOTAL		16,556	\$355,320

**Table 9 - Social Service Agencies**

**Helping homeless persons (especially chronically homeless individuals and families, families with children, veterans and their families, and unaccompanied youth) make the transition to permanent housing and independent living, including shortening the period of time that individuals and families experience homelessness, facilitating access for homeless individuals and families to affordable housing units, and preventing individuals and families who were recently homeless from becoming homeless again**

The City has also expressed a sincere interest and willingness to assist and participate in the Dallas Area Consortium on Homelessness. Efforts have also been made to work with the Denton County Consortium on Homelessness. The City's position on this issue will continue to be one of supporting and assisting agencies that are working to address this challenge in a coordinated and proactive manner.

The above mentioned services are provided to the homeless population, population at risk of becoming homeless and those transitioning from homelessness. The City of Carrollton also supplements the work of the various City-funded social service agencies to end chronic homelessness by promoting the preservation and maintenance of existing housing through its Minor Home Repair Program, People Helping People and Emergency Repair Grant.

## **CR-30 - Public Housing 91.220(h); 91.320(j)**

### **Actions taken to address the needs of public housing**

This section is not applicable, as Carrollton does not have a public housing authority. The City also does not receive or administer funds for assisted housing. However, several surrounding communities do administer assisted housing programs to residents of Carrollton. Data on the number of Section 8 housing residents in Carrollton were not available.

#### **Dallas County Housing Authority**

The Section 8 wait list for Dallas County is 5,000 families. Currently there are 21 Carrollton residents on this waitlist.

#### **Denton County Housing Authority**

Denton County maintains 1,526 Section 8 housing vouchers for the whole county. The Section 8 wait list is closed with a five year waiting period until the end of the list is reached. Currently there are 123 Carrollton residents on the wait list.

### **Actions taken to encourage public housing residents to become more involved in management and participate in homeownership**

### **Actions taken to provide assistance to troubled PHAs**

## **CR-35 - Other Actions 91.220(j)-(k); 91.320(i)-(j)**

**Actions taken to remove or ameliorate the negative effects of public policies that serve as barriers to affordable housing such as land use controls, tax policies affecting land, zoning ordinances, building codes, fees and charges, growth limitations, and policies affecting the return on residential investment. 91.220 (j); 91.320 (i)**

The City of Carrollton continues to maintain a strong emphasis on safe and affordable housing for all residents. Through the City of Carrollton Environmental Services Department there are two inspection programs geared toward maintaining rental property, one for single-family rental property and the other for multi-family rental property.

The Single-Family Rental Registration and Inspection Ordinance adopted by the City Council ensure tenants and landlords of residential rental properties are involved in maintaining single-family homes in a safe and sanitary condition. The Single-Family Rental Inspection Program is an effective way of ensuring a sustainable community and safe housing is available in all of the neighborhoods in Carrollton. The ultimate goal is to improve the overall condition of rental properties and to provide decent housing without being a blight on surrounding homes, thus helping enhance property values within the affected neighborhoods. This ordinance requires all property owners and companies who rent or lease single-family homes or duplexes in Carrollton to register those rental properties with the City and to have them inspected by the City. A review of code enforcement cases found single-family rental properties are approximately 15 percent of single family homes in Carrollton but they account for a disproportionately high percentage of neighborhood code violations. This diverts staff time from other code enforcement duties and has a negative effect on the surrounding homes. In PY 2015 Code Enforcement staff processed 83 single-family units of unsafe and substandard housing in the CDBG Target area.

The Multi-Family Inspection Program stabilizes, maintains and enhances the apartment communities and hotels in Carrollton. The program operates in partnership with the residents and management staff of those apartment communities and hotels to achieve this goal through the enforcement of Title 9, Chapter 96 of the Carrollton Code of Ordinances and the Comprehensive Zoning Ordinance. The Multi-Family Inspection Program operates by performing annual inspections of apartment communities and hotels, responding to complaints about potential violations of the Carrollton Code of Ordinances and the Comprehensive Zoning Ordinance, and meeting with apartment management on a regular basis to apprise them of various City Codes and regulations. Carrollton is a vital community of healthy, stable and exciting apartment communities in which people of all cultures choose to live and make a personal investment. In PY 2014 Code Enforcement staff processed 379 multi-family units of unsafe and substandard housing in the CDBG Target Area.

**Actions taken to address obstacles to meeting underserved needs. 91.220(k); 91.320(j)**

### **Neighborhood Empowerment Zones**

In 2013 the City of Carrollton launched a new initiative to better address the issues of the aging housing stock. City Council approved the creation of five (5) Neighborhood Empowerment Zones in neighborhoods at the greatest risk of distress due to housing conditions, age and condition of infrastructure. The boundaries of the Neighborhood Empowerment Zones were determined to coincide with the NOTICE Neighborhoods program is already in effect.

One of the current programs for the Neighborhood Empowerment Zones waives all construction fees, including building permit fees, impact fees, platting fees, and project permit fees (fences, electrical, plumbing, etc.), within the Zones, for both commercial and residential properties to encourage repair, rehabilitation and redevelopment.

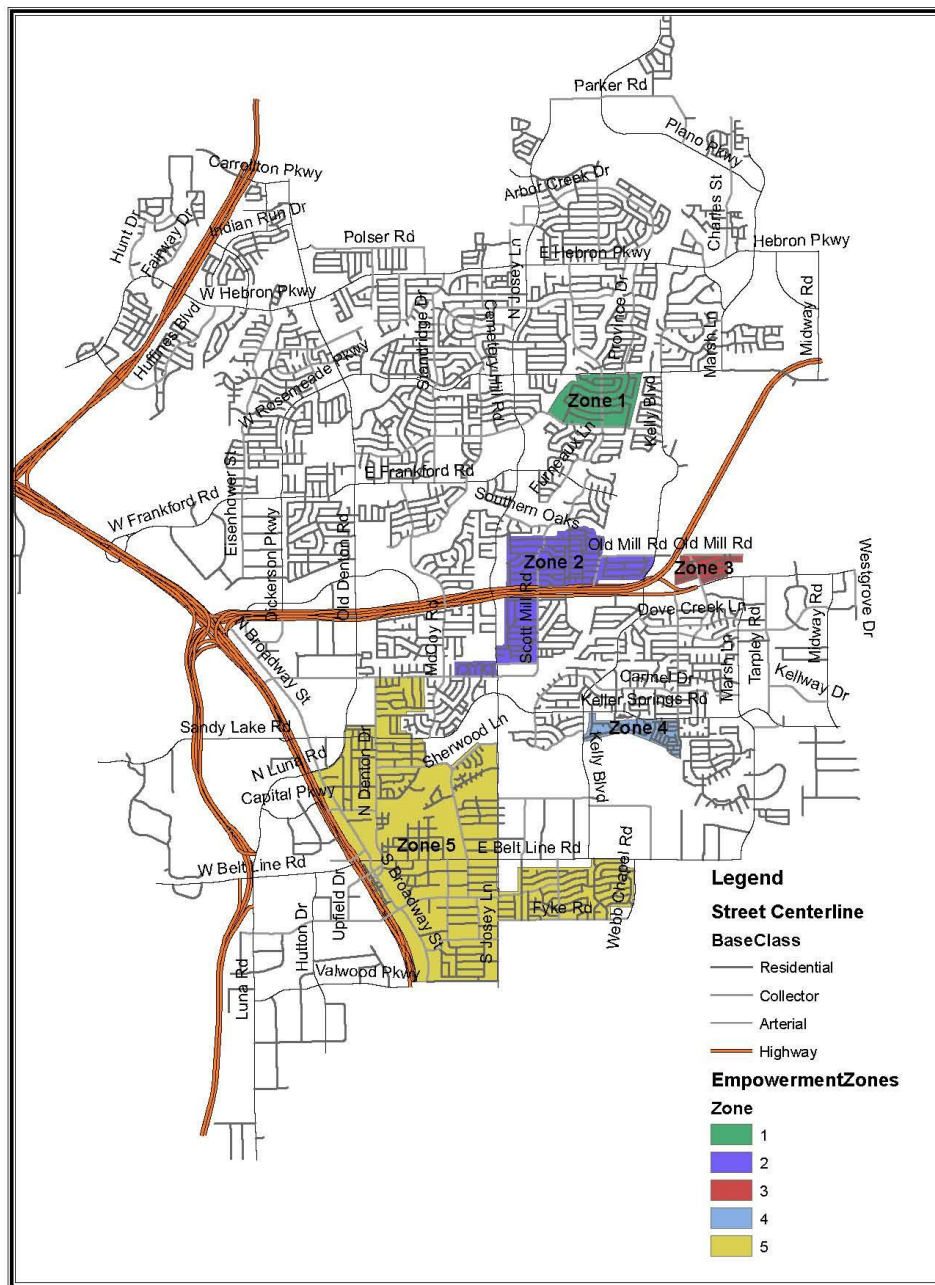
In PY 2014 the City of Carrollton added two new programs in the Neighborhood Empowerment Zones:

- Neighborhood Empowerment Zone Minor Home Repair (\$15,000 General Funds): Income qualifying homeowners living in one of the five Neighborhood Empowerment Zones can receive up to \$7,500 for exterior improvements, including items that are not on the house itself, such as fences, sewers and tree trimming. In PY 2014 Carrollton successfully completed two projects to assist low to moderate income homeowners for sewer line and drainage repairs.
- Single-Family Rehabilitation Incentive (General Funds \$8,000): Any homeowner living in a Neighborhood Empowerment Zone in a home that is at least five years old qualifies for payment equivalent to up to four years of 50 or 75 percent of municipal ad valorem property tax for improvements made to the front facing exterior of the home, including fencing and landscaping improvements. The homeowner must invest a minimum of \$2,000 and will receive a portion of the investment back. In PY 2014 Carrollton successfully completed four driveway renovation projects in the Two World Keller Springs Village N.O.T.I.C.E. area.

These concepts offer another level of support to property owners and neighborhoods in concert with the infrastructure reinvestment and targeted code enforcement efforts that are already part of each N.O.T.I.C.E. initiative.



# Neighborhood Empowerment Zones June 2013



## Neighborhood Empowerment Zones

Actions taken to reduce lead-based paint hazards. 91.220(k); 91.320(j)

PY 2014 CAPER City Of Carrollton

During the 2014 program year, the City of Carrollton has continued to demonstrate its commitment to the eradication of lead-based paint hazards in the community.

For residents receiving assistance under the City's Minor Home Repair, Emergency Repair Grant and People Helping People Programs where a lead-based paint hazard is involved, the City complies with federal regulations when levels are greater than *de minimis* standards. To determine if a lead-based paint hazard is present, houses built before 1978 are tested for the presence of lead by a certified technician. In the event lead-based paint is present the City hires technicians certified in safe work practices for the removal of lead-based paint.

All CDBG-funded projects meet all applicable regulations related to lead-based paint. Residences built before 1978 utilizing the Minor Home Repair Program are tested for lead-based paint to comply with HUD requirements. In the event that lead-based paint is detected, HUD guidelines are followed including the distribution of lead-based paint information.

Year Housing Unit Built	Number of Housing Units	Estimated Percentage at Risk	Estimated Number of Housing Units at Risk
1939 and Earlier	157	90%	141
1940-1959	1,429	80%	1,143
1960-1979	12,797	62%	7,934
Total Older Housing	14,383	64%	9,218

**Table 10 - Estimated Number of Housing Units at Risk for Lead-Based Paint Hazards in Carrollton**

### **Actions taken to reduce the number of poverty-level families. 91.220(k); 91.320(j)**

During PY 2014, the City of Carrollton funded eight social service agencies to address local objectives and strategies identified in the 2014-2018 Consolidated Plan. These activities were funded from the General Fund in an amount of \$355,320. All of the agencies identified below predominantly serve persons of low-to-moderate income.

The City Council considers the award of social service contracts annually. The City of Carrollton is proud of its continued partnership with the above-identified agencies/organizations. A brief outline of the specific services and activities offered by each of the agencies listed above is included in Appendix 4.

The following table illustrates the total number and demographic characteristics of individuals served by the agencies that received funding from the City in PY 2014. Cumulatively, these agencies served 16,556 individuals in Carrollton. Of the individuals, 1,425 (nine percent) were elderly, 150 were disabled (one percent) and 4,820 (twenty-nine percent) were identified as female head of household. The numbers and types of specific services provided over the last year have not been presented in this document due to the overwhelming number of social services provided by these agencies. If more detail is needed, please contact the City's Community Development Office.

Service Type	Christian Community Action	Metrocrest Services
Information and Referral	9	3630
Counseling and Advocacy	203	164
Emergency Financial Assistance	213	905
Medical and/or Assistance	114	38
Transportation	1	244
Home Repair and/or Maintenance	0	108
Food Assistance	227	3,220
Employment Assistance	0	753
Clothing	0	365
GED Prep Classes	0	35
Financial Education	0	631
Meals on Wheels	0	50
Holiday Assistance	0	707
Sack Summer Hunger	0	338
School Supplies	57	338
Misc.	0	330
TOTAL	824	11,851

**Table 11 - Anti-Poverty Services**

### **Actions taken to develop institutional structure. 91.220(k); 91.320(j)**

#### **Neighborhood Reinvestment - N.O.T.I.C.E. General Funds**

The City's N.O.T.I.C.E. program uses general funds for one project a year in Carrollton's moderate income neighborhoods to provide safe streets, sidewalks, alleys and utility lines, similar to CDBG-funded N.O.T.I.C.E. projects. This program has been a vital change agent in the communities and it positively impacts the quality of life of the citizens. In general, the N.O.T.I.C.E. program targets financial resources for the design and implementation of all necessary street, sidewalk, and water and sewer line projects in one neighborhood at a time until the entire public infrastructure in that area has been repaired or reconstructed. In addition, the City conducts targeted and strengthened code enforcement efforts in the same neighborhood to foster a greater sense of neighborhood pride and an overall healthier community. Finally the City follows up with improvements to public parks and/or other neighborhood facilities.

- N.O.T.I.C.E. Woodlake #3 Phase I (General Funds \$1,764,167.50): Provided 4,847 linear feet of street paving, 7,250 linear feet of sidewalk and 4,500 of sewer lines for one hundred six homes on Braddons, Wellington, Kings and Rose Hill streets.

#### **Neighborhood Matching Grants**

In order to establish a more proactive municipal presence in neighborhoods across the city during PY 2014 the City increased its commitment to provide matching grants to neighborhood groups to upgrade

and restore public property. The City made available \$60,000 of general funds for Neighborhood Enhancement Matching Grants (NEMGP) in PY 2014, an increase of \$45,000 from PY 2013. The residents of Carrollton have increasingly embraced neighborhood revitalization initiatives throughout the community.

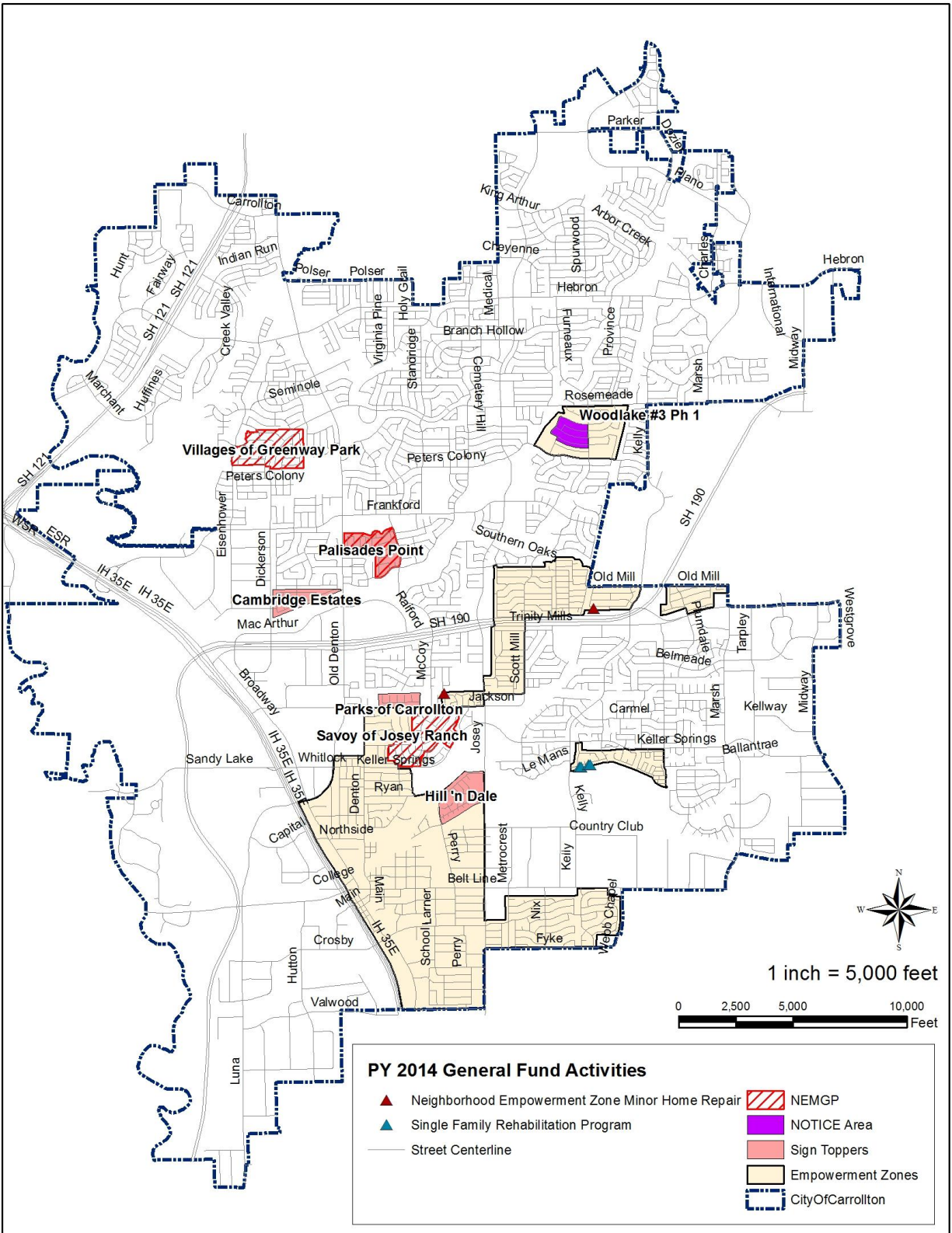
The Neighborhood Enhancement Matching Grant Program (NEMGP) is a vital element in the City's efforts to initiate reinvestment in neighborhoods throughout Carrollton. Under the program, funding is made available for improvement projects planned and requested by neighborhood groups. In the past, these projects have included entryway signage, enhanced landscaping, sign toppers and public park improvements. A central issue in fostering an expanded effort aimed at neighborhood revitalization rests on the community's ability to enlist citizen participation in the initiative.

The following neighborhoods were awarded NEMGP grants in PY 2014:

- \$15,000 Savoy of Josey Ranch Neighborhood Association for irrigation and landscaping
- \$24,000 Palisades Point Neighborhood Association for irrigation and landscaping
- \$2,500 Villages of Greenway Park HOA for light pole maintenance

The following neighborhoods were awarded NEMGP Sign Topper grants in PY 2014:

- \$400 Cambridge Estates Neighborhood
- \$650 Palisade Point Neighborhood Association
- \$1,267 Hill 'n Dale
- \$830 The Parks of Carrollton



## PY 2014 General Fund Activities

Actions taken to enhance coordination between public and private housing and social service

PY 2014 CAPER City Of Carrollton

33

**agencies. 91.220(k); 91.320(j)**

This section is not applicable, as Carrollton does not have a public housing authority.

**Identify actions taken to overcome the effects of any impediments identified in the jurisdictions analysis of impediments to fair housing choice. 91.520(a)**

In PY 2014 the City of Carrollton completed the Analysis of Impediments to Fair Housing and will consider implementation of relevant aspects in PY 2015.

## **CR-40 - Monitoring 91.220 and 91.230**

**Describe the standards and procedures used to monitor activities carried out in furtherance of the plan and used to ensure long-term compliance with requirements of the programs involved, including minority business outreach and the comprehensive planning requirements**

The City of Carrollton's Community Development Program continuously monitors programs and projects to ensure compliance with all applicable laws and regulations. Staff focuses on the following areas: environmental, financial, labor relations and programmatic.

The environmental standards and procedures that are developed and implemented include the completion of compliance checklists for all activities and the City's annual Environmental Review Record (ERR). Staff maintains a copy of the ERR available for year round public review during regular business hours in the Community Services Office at City Hall, 1945 E Jackson Road.

Community Development Program staff and the City's accounting staff administer financial monitoring for all projects, programs and activities. The City's Treasury Division works closely with Community Development staff to ensure that all drawdowns are made after all ledgers and records have been reconciled and approved. The City's Purchasing Department assists with procurement and the general bidding process to ensure compliance with all applicable state and federal regulations. The financial operations and expenditures of the City are audited on an annual basis by an independent accounting firm.

The Community Services staff administers monitors and reviews labor standards on all capital improvement projects. Contractors are provided with training prior to the start of each project. All applicable Davis-Bacon and Related Acts (DBRA) are explained to the contractor. All contractor payments are contingent upon payment of proper wages to employees and the City's receipt of appropriate payroll records.

Staff in the Community Services Office carries out programmatic monitoring on a routine basis. Project and activity checklists are utilized to ensure that all requirements are met in a systematic manner.

Programs and projects administered and implemented by the City of Carrollton are monitored on a regular basis. Staff maintains project ledgers on individual projects to ensure that all required procedures have been observed and completed. A year-end report that details expenditures, revenue, beneficiary information and major accomplishments is also required for all programs and projects.

Under the Minor Home Repair, People Helping People and Emergency Repair Grant Programs staff administers and continuously monitors all projects implemented under the program. Projects requested by residents are evaluated during an on-site evaluation by staff to determine the extent of the repairs needed. Use of specialized contractors ensures that the quality of services is maintained at the highest

level.

In addition, the Minor Home Repair program partners closely with Metrocrest Services (MS). This partnership is a key to identifying and delivering services under this program. MS provide referrals and conducts the intake and processing of all applicants. By partnering non-profit agencies, the City of Carrollton reduces administration burdens but is able to maximize program effectiveness.

In 2003, the City implemented a strategic business planning process and currently the Community Services Division operates and updates its own strategic business plan. Review and updates to the plan are completed on an annual basis. All activities are reviewed on quarterly basis and a Performance Management Plan is completed each quarter to track the program work plan and measure progress toward division goals.

### **Citizen Participation Plan 91.105(d); 91.115(d)**

#### **Describe the efforts to provide citizens with reasonable notice and an opportunity to comment on performance reports.**

To ensure general citizen participation in the PY 2014 Consolidated Annual Performance and Evaluation Report (CAPER) process, the City followed its adopted 2009-2014 Citizen Participation Plan. Information on the public hearing was developed and distributed to City Council, Neighborhood Advisory Commission (NAC) and the City's website. Notices were also published in the Carrollton *Star-Leader*, the local newspaper of record.

Citizen participation is highly encouraged during the review period. Public hearing notices are published at least two weeks prior to each public hearing. Citizen participation is welcomed in-person at the public hearing and in writing by mail, email and fax. One public hearing notice is published before the NAC meeting and another public hearing notification is published before the Council public hearing.

#### **Public Comments**

Citizens are encouraged to offer input regarding the City's use of CDBG funds and several opportunities are available for input, including public hearings.

#### **Advertising**

After the CAPER PY 2014 was drafted, an advertisement was placed in the *Carrollton Star-Leader* summarizing the plan and announcing that the plan was available for public review. All public announcements are posted at City Hall and on the City's website. Language translation services at meetings as well as in general informational sessions are available and provided if requested. Public hearings are held at City facilities which are ADA compliant.

Instructions were also provided on how to submit comments regarding the document. The



advertisement included pertinent information on upcoming public hearings. All comments were addressed before submitting the plan to HUD.

#### **Neighborhood Advisory Commission (NAC) Public Hearing – November 12, 2015**

On November 12, 2015, the Neighborhood Advisory Commission (NAC) held a public hearing to receive comments on the draft PY 2014 CAPER. Having heard all comments, the NAC voted unanimously to accept the report and transmit a draft version to the City Council for final action.

Public comments received are as follows:

Prior to or during the November 12, 2015 Public Hearing, no public comments, spoken or otherwise, were received by the NAC on the PY 2014 CAPER.

#### **City Council – Public Hearing – December 15, 2015**

On December 15, 2015, the City Council held a public hearing to receive comments on the draft PY 2014 CAPER and, after receiving all comments, the City Council closed the public hearing and voted to adopt the report by resolution and transmit a final version of the document to the United States Department of Housing and Urban Development (HUD).

Public comments received during the December 15, 2015 public hearing are as follows:

- Prior to the actual public hearing, no public comments, spoken or otherwise, were received by the City Council on the PY 2014 CAPER.
- During the December 15, 2015 public hearing, no public comments, spoken or otherwise, were received by the City Council on the PY 2014 CAPER.

No other comments, spoken or otherwise, were received by the City Council prior to, during or after the public hearing process.

#### **Public Notices**

The advertisement presented below was featured as a highlight on the City's website. In addition, a digital copy of the report was made available on-line. A slightly modified version of the advertisement was also published in ***The Carrollton Star-Leader***, the City's local newspaper of record, on November 1<sup>st</sup> and 8th and again on December 6th and 8th, 2015.

### NOTICE OF PUBLIC HEARING

On October 1, 2014, the City of Carrollton received \$731,079 of Community Development Block Grant (CDBG) funds from the United States Department of Housing and Urban Development (HUD). According to Federal regulations, these funds must be utilized for the principal benefit of persons of low-to-moderate income in Carrollton.

The City of Carrollton is currently in the process of preparing a final Consolidated Annual Performance and Evaluation Report (CAPER) for the 2014 program year. This document reviews and reports on the accomplishments of the Carrollton CDBG program for the period spanning October 1, 2014 through September 30, 2015. A draft copy of the report is available for public review at City Hall, 1945 E Jackson Road, in the Office of Community Development and a digital copy is available on-line at <http://www.cityofcarrollton.com>.

The Neighborhood Advisory Commission (NAC) will hold a public hearing on November 12, 2015 to receive your comments on the Consolidated Annual Performance and Evaluation Report (CAPER) for the 2014 program year. The public hearing will be held at 6:30 p.m. in the City Council Briefing Room on the 2<sup>nd</sup> Floor of City Hall, 1945 E Jackson Road.

In addition, the City Council will hold a public hearing on December 1, 2015 to receive your comments on the Consolidated Annual Performance and Evaluation Report (CAPER) for the 2014 program year. The public hearing will be held at 5:45 p.m. in the City Council Chambers on the 2<sup>nd</sup> Floor of City Hall, 1945 E Jackson Road.

If you are unable to attend, you may submit written comments, concerns and/or ideas to the following address:

City of Carrollton

c/o Tanya Ferencak  
Sr. Community Development Specialist  
1945 E Jackson Road  
Carrollton, Texas 75006



PHONE: (972) 466-5742      FAX: (972) 466-3175  
EMAIL: [community.development@cityofcarrollton.com](mailto:community.development@cityofcarrollton.com)

### NOTICE OF PUBLIC HEARING

On October 1, 2014, the City of Carrollton received \$731,079 of Community Development Block Grant (CDBG) funds from the United States Department of Housing and Urban Development (HUD). According to Federal regulations, these funds must be utilized for the principal benefit of persons of low-to-moderate income in Carrollton.

The City of Carrollton is currently in the process of preparing a final Consolidated Annual Performance and Evaluation Report (CAPER) for the 2014 program year. This document reviews and reports on the accomplishments of the Carrollton CDBG program for the period spanning October 1, 2014 through September 30, 2015. A draft copy of the report is available for public review at City Hall, 1945 E Jackson Road, in the Office of Community Development and a digital copy is available on-line at <http://www.cityofcarrollton.com>.

The City Council will hold a public hearing on December 15, 2015 to receive your comments on the Consolidated Annual Performance and Evaluation Report (CAPER) for the 2014 program year. The public hearing will be held at 5:45 p.m. in the City Council Chambers on the 2<sup>nd</sup> Floor of City Hall, 1945 E Jackson Road.

If you are unable to attend, you may submit written comments, concerns and/or ideas to the following address:

City of Carrollton

c/o Tanya Ferencak

Sr. Community Development Specialist

1945 E Jackson Road

Carrollton, Texas 75006



PHONE: (972) 466-5742      FAX: (972) 466-3175

EMAIL: [community.development@cityofcarrollton.com](mailto:community.development@cityofcarrollton.com)

### Public Hearing Announcements

## APPENDIX 1 – PR26 REPORT



Office of Community Planning and Development  
U.S. Department of Housing and Urban Development  
Integrated Disbursement and Information System  
PR26 - CDBG Financial Summary Report  
Program Year 2014  
CARROLLTON, TX

DATE: 12-01-15  
TIME: 10:24  
PAGE: 1

### PART I: SUMMARY OF CDBG RESOURCES

01 UNEXPENDED CDBG FUNDS AT END OF PREVIOUS PROGRAM YEAR	269,708.82
02 ENTITLEMENT GRANT	731,079.00
03 SURPLUS URBAN RENEWAL	0.00
04 SECTION 108 GUARANTEED LOAN FUNDS	0.00
05 CURRENT YEAR PROGRAM INCOME	2,747.55
05a CURRENT YEAR SECTION 108 PROGRAM INCOME (FOR SI TYPE)	0.00
06 FUNDS RETURNED TO THE LINE-OF-CREDIT	405.00
06a FUNDS RETURNED TO THE LOCAL CDBG ACCOUNT	0.00
07 ADJUSTMENT TO COMPUTE TOTAL AVAILABLE	0.00
08 TOTAL AVAILABLE (SUM, LINES 01-07)	1,003,940.37

### PART II: SUMMARY OF CDBG EXPENDITURES

09 DISBURSEMENTS OTHER THAN SECTION 108 REPAYMENTS AND PLANNING/ADMINISTRATION	914,758.15
10 ADJUSTMENT TO COMPUTE TOTAL AMOUNT SUBJECT TO LOW/MOD BENEFIT	0.00
11 AMOUNT SUBJECT TO LOW/MOD BENEFIT (LINE 09 + LINE 10)	914,758.15
12 DISBURSED IN IDIS FOR PLANNING/ADMINISTRATION	24,008.23
13 DISBURSED IN IDIS FOR SECTION 108 REPAYMENTS	0.00
14 ADJUSTMENT TO COMPUTE TOTAL EXPENDITURES	0.00
15 TOTAL EXPENDITURES (SUM, LINES 11-14)	938,766.38
16 UNEXPENDED BALANCE (LINE 08 - LINE 15)	65,173.99

### PART III: LOWMOD BENEFIT THIS REPORTING PERIOD

17 EXPENDED FOR LOW/MOD HOUSING IN SPECIAL AREAS	0.00
18 EXPENDED FOR LOW/MOD MULTI-UNIT HOUSING	0.00
19 DISBURSED FOR OTHER LOW/MOD ACTIVITIES	914,758.15
20 ADJUSTMENT TO COMPUTE TOTAL LOW/MOD CREDIT	0.00
21 TOTAL LOW/MOD CREDIT (SUM, LINES 17-20)	914,758.15
22 PERCENT LOW/MOD CREDIT (LINE 21/LINE 11)	100.00%

### LOW/MOD BENEFIT FOR MULTI-YEAR CERTIFICATIONS

23 PROGRAM YEARS(PY) COVERED IN CERTIFICATION	PY: 2013 PY: 2014 PY:
24 CUMULATIVE NET EXPENDITURES SUBJECT TO LOW/MOD BENEFIT CALCULATION	0.00
25 CUMULATIVE EXPENDITURES BENEFITING LOW/MOD PERSONS	0.00
26 PERCENT BENEFIT TO LOW/MOD PERSONS (LINE 25/LINE 24)	0.00%

### PART IV: PUBLIC SERVICE (PS) CAP CALCULATIONS

27 DISBURSED IN IDIS FOR PUBLIC SERVICES	0.00
28 PS UNLIQUIDATED OBLIGATIONS AT END OF CURRENT PROGRAM YEAR	0.00
29 PS UNLIQUIDATED OBLIGATIONS AT END OF PREVIOUS PROGRAM YEAR	0.00
30 ADJUSTMENT TO COMPUTE TOTAL PS OBLIGATIONS	0.00
31 TOTAL PS OBLIGATIONS (LINE 27 + LINE 28 - LINE 29 + LINE 30)	0.00
32 ENTITLEMENT GRANT	731,079.00
33 PRIOR YEAR PROGRAM INCOME	0.00
34 ADJUSTMENT TO COMPUTE TOTAL SUBJECT TO PS CAP	0.00
35 TOTAL SUBJECT TO PS CAP (SUM, LINES 32-34)	731,079.00
36 PERCENT FUNDS OBLIGATED FOR PS ACTIVITIES (LINE 31/LINE 35)	0.00%

### PART V: PLANNING AND ADMINISTRATION (PA) CAP

37 DISBURSED IN IDIS FOR PLANNING/ADMINISTRATION	24,008.23
38 PA UNLIQUIDATED OBLIGATIONS AT END OF CURRENT PROGRAM YEAR	0.00
39 PA UNLIQUIDATED OBLIGATIONS AT END OF PREVIOUS PROGRAM YEAR	0.00
40 ADJUSTMENT TO COMPUTE TOTAL PA OBLIGATIONS	0.00
41 TOTAL PA OBLIGATIONS (LINE 37 + LINE 38 - LINE 39 + LINE 40)	24,008.23
42 ENTITLEMENT GRANT	731,079.00
43 CURRENT YEAR PROGRAM INCOME	2,747.55
44 ADJUSTMENT TO COMPUTE TOTAL SUBJECT TO PA CAP	0.00
45 TOTAL SUBJECT TO PA CAP (SUM, LINES 42-44)	733,826.55
46 PERCENT FUNDS OBLIGATED FOR PA ACTIVITIES (LINE 41/LINE 45)	3.27%



Office of Community Planning and Development  
U.S. Department of Housing and Urban Development  
Integrated Disbursement and Information System  
PR26 - CDBG Financial Summary Report  
Program Year 2014  
CARROLLTON, TX

DATE: 12-01-15  
TIME: 10:24  
PAGE: 2

**LINE 17 DETAIL: ACTIVITIES TO CONSIDER IN DETERMINING THE AMOUNT TO ENTER ON LINE 17**

Report returned no data.

**LINE 18 DETAIL: ACTIVITIES TO CONSIDER IN DETERMINING THE AMOUNT TO ENTER ON LINE 18**

Report returned no data.

**LINE 19 DETAIL: ACTIVITIES INCLUDED IN THE COMPUTATION OF LINE 19**

Plan Year	IDIS Project	IDIS Activity	Voucher Number	Activity Name	Matrix Code	National Objective	Drawn Amount
2014	5	64	5810228	Jimmy Porter Park Pavillion	03F	LMA	\$450.00
2014	5	64	5853475	Jimmy Porter Park Pavillion	03F	LMA	\$3,400.00
2014	5	64	5857556	Jimmy Porter Park Pavillion	03F	LMA	\$69,650.00
					<b>03F</b>	<b>Matrix Code</b>	<b>\$73,500.00</b>
2014	4	65	5832954	Carrollton Downs Phase I	03K	LMA	\$294,054.35
2014	4	65	5839740	Carrollton Downs Phase I	03K	LMA	\$46,600.45
2014	4	65	5853475	Carrollton Downs Phase I	03K	LMA	\$184,759.03
2014	4	65	5857556	Carrollton Downs Phase I	03K	LMA	\$17,324.17
2014	4	65	5869793	Carrollton Downs Phase I	03K	LMA	\$188,226.16
					<b>03K</b>	<b>Matrix Code</b>	<b>\$730,964.16</b>
2013	2	56	5792331	Minor Home Repair	14A	LMH	\$6,972.50
2014	3	59	5792331	Minor Home Repair	14A	LMH	\$7,049.00
2014	3	59	5802242	Minor Home Repair	14A	LMH	\$5,750.00
2014	3	59	5810228	Minor Home Repair	14A	LMH	\$20,649.00
2014	3	59	5839740	Minor Home Repair	14A	LMH	\$3,708.00
2014	3	59	5853475	Minor Home Repair	14A	LMH	\$8,781.50
2014	3	59	5857556	Minor Home Repair	14A	LMH	\$2,316.50
2014	3	59	5869793	Minor Home Repair	14A	LMH	\$600.00
2014	3	60	5792331	Emergency Repair	14A	LMH	\$4,545.00
2014	3	60	5857556	Emergency Repair	14A	LMH	\$2,269.95
2014	3	61	5792331	People Helping People	14A	LMH	\$1,127.79
2014	3	61	5819836	People Helping People	14A	LMH	\$27.97
2014	3	61	5832954	People Helping People	14A	LMH	\$891.30
2014	3	61	5839740	People Helping People	14A	LMH	\$236.56
2014	3	61	5869793	People Helping People	14A	LMH	\$300.00
					<b>14A</b>	<b>Matrix Code</b>	<b>\$65,225.07</b>
2014	2	62	5792331	Code Enforcement Officer Salary	15	LMA	\$9,176.34
2014	2	62	5802242	Code Enforcement Officer Salary	15	LMA	\$4,327.04
2014	2	62	5810228	Code Enforcement Officer Salary	15	LMA	\$4,534.32
2014	2	62	5819836	Code Enforcement Officer Salary	15	LMA	\$4,635.50
2014	2	62	5832954	Code Enforcement Officer Salary	15	LMA	\$4,579.52
2014	2	62	5839740	Code Enforcement Officer Salary	15	LMA	\$6,799.68
2014	2	62	5853475	Code Enforcement Officer Salary	15	LMA	\$4,681.05
2014	2	62	5857556	Code Enforcement Officer Salary	15	LMA	\$4,597.60
2014	2	62	5869793	Code Enforcement Officer Salary	15	LMA	\$1,737.87
					<b>15</b>	<b>Matrix Code</b>	<b>\$45,068.92</b>
<b>Total</b>							<b>\$914,758.15</b>

**LINE 27 DETAIL: ACTIVITIES INCLUDED IN THE COMPUTATION OF LINE 27**

Report returned no data.

**LINE 37 DETAIL: ACTIVITIES INCLUDED IN THE COMPUTATION OF LINE 37**

Plan Year	IDIS Project	IDIS Activity	Voucher Number	Activity Name	Matrix Code	National Objective	Drawn Amount
2014	1	63	5819836	Analysis of Impediments to Fair Housing	21E		\$1,862.50



Office of Community Planning and Development  
U.S. Department of Housing and Urban Development  
Integrated Disbursement and Information System  
PR26 - CDBG Financial Summary Report  
Program Year 2014  
CARROLLTON , TX

DATE: 12-01-15  
TIME: 10:24  
PAGE: 3

Plan Year	IDIS Project	IDIS Activity	Voucher Number	Activity Name	Matrix Code	National Objective	Drawn Amount
2014	1	63	5832954	Analysis of Impediments to Fair Housing	21E		\$5,656.25
2014	1	63	5839740	Analysis of Impediments to Fair Housing	21E		\$14,020.73
2014	1	63	5853475	Analysis of Impediments to Fair Housing	21E		\$2,468.75
<b>Total</b>					<b>21E</b>	<b>Matrix Code</b>	<b>\$24,008.23</b>

## APPENDIX 2 – LOCS RECONCILIATION

### Financial Summary Attachment

#### A. Program Income Received

\$2747.55

Received from sale of MHRP home from PY 2012 Activity #46

#### B. Prior Period Adjustments

\$0

#### C. Loans and Other Receivables

#### D. LOCCS Reconciliation

Unexpended Balance of CDBG funds

\$65,173.99

LOC Balance

\$ 556,286.72

Cash on Hand:

Grantee Program Account

Subrecipients Program Accounts

Revolving Fund Cash Balances

Section 108 Cash Balances

\$

\$ -

\$ -

Cash on Hand  
Total

\$

Grantee CDBG Program Liabilities (include  
any reimbursements due from program funds)

\$ 491,112.58

Subrecipient CDBG Program Liabilities (include  
any reimbursements due from program funds)

\$

Liabilities Total

\$ .15

Balance (provide an explanation if an unreconciled difference exists)

\$

Explanation (if  
applicable):

#### E. Unprogrammed Funds Calculation

Amount of funds available during the  
reporting period

\$1,003,940.37

Income expected but not yet realized\*\*

\$ -

Subtotal

Less total budgeted amount

\$1,003,940.42

Unprogrammed Balance

\$-.05



U.S. Department of Housing and Urban Development  
Office of Community Planning and Development  
Integrated Disbursement and Information System  
CDBG Activity Summary Report (GPR) for Program Year 2014  
CARROLLTON

Date: 28-Jan-2016  
Time: 13:42  
Page: 1

**PGM Year:** 2010  
**Project:** 0003 - Minor Home Repair Program  
**IDIS Activity:** 39 - Minor Home Repair Program  
**Status:** Completed 11/13/2014 12:00:00 AM  
**Location:** 2857 Kings Gate Dr Carrollton, TX 75006-2226

**Objective:** Provide decent affordable housing  
**Outcome:** Sustainability  
**Matrix Code:** Rehab, Single-Unit Residential (14A)

**National Objective:** LMH

**Initial Funding Date:** 10/26/2010

**Description:**

Minor Home Repair Program for low-moderate income persons (income qualified)residing in the City of Carrollton.

**Financing**

Fund Type	Grant Year	Grant	Funded Amount		Drawn In Program Year		Drawn Thru Program Year	
			Total	Hispanic	Total	Hispanic	Total	Hispanic
CDBG	Pre-2015						\$0.00	\$0.00
	2009	B09MC480037					\$0.00	\$2,139.45
	2010	B10MC480037					\$0.00	\$21,600.50
<b>Total</b>	<b>Total</b>				<b>\$23,739.95</b>		<b>\$0.00</b>	<b>\$23,739.95</b>

**Proposed Accomplishments**

Housing Units : 12

**Actual Accomplishments**

Number assisted:

	Owner		Renter		Total		Person	
	Total	Hispanic	Total	Hispanic	Total	Hispanic	Total	Hispanic
White:	11	5	0	0	11	5	0	0
Black/African American:	1	0	0	0	1	0	0	0
Asian:	0	0	0	0	0	0	0	0
American Indian/Alaskan Native:	0	0	0	0	0	0	0	0
Native Hawaiian/Other Pacific Islander:	0	0	0	0	0	0	0	0
American Indian/Alaskan Native & White:	0	0	0	0	0	0	0	0
Asian White:	0	0	0	0	0	0	0	0
Black/African American & White:	0	0	0	0	0	0	0	0
American Indian/Alaskan Native & Black/African American:	0	0	0	0	0	0	0	0
Other multi-racial:	0	0	0	0	0	0	0	0
Asian/Pacific Islander:	0	0	0	0	0	0	0	0
Hispanic:	0	0	0	0	0	0	0	0
<b>Total:</b>	<b>12</b>	<b>5</b>	<b>0</b>	<b>0</b>	<b>12</b>	<b>5</b>	<b>0</b>	<b>0</b>

PRO3 - CARROLLTON

Page: 1 of 31





U.S. Department of Housing and Urban Development  
Office of Community Planning and Development  
Integrated Disbursement and Information System  
CDBG Activity Summary Report (GPR) for Program Year 2014  
CARROLLTON

Date: 28-Jan-2016  
Time: 13:42  
Page: 2

Female-headed Households:

3

0

3

Income Category:

	Owner	Renter	Total	Person
Extremely Low	4	0	4	0
Low Mod	3	0	3	0
Moderate	5	0	5	0
Non Low Moderate	0	0	0	0
Total	12	0	12	0
Percent LowMod	100.0%		100.0%	

Annual Accomplishments

Years

Accomplishment Narrative

# Benefitting

2010 In FY 2010, MHRP assisted 12 qualified low-moderate income homeowners with their Minor Home Repair needs. Eleven units were initiated and completed. One unit was initiated and completed after September 30, 2011.



U.S. Department of Housing and Urban Development  
Office of Community Planning and Development  
Integrated Disbursement and Information System  
CDBG Activity Summary Report (GPR) for Program Year 2014  
CARROLLTON

Date: 28-Jan-2016  
Time: 13:42  
Page: 3

<b>PGM Year:</b>	2011
<b>Project:</b>	0003 - Enhanced Code Enforcement
<b>IDIS Activity:</b>	42 - Minor Home Repair Program

Status: Completed 12/11/2014 12:00:00 AM  
Location: 2025 Stein Way Carrollton, TX 75007-2214

Objective: Create suitable living environments  
Outcome: Sustainability  
Matrix Code: Rehab, Single-Unit Residential (14A)  
National Objective: LMH

Initial Funding Date: 01/10/2012

**Description:**

Minor Home Repair Program for low-moderate income persons (income qualified) residing in the City of Carrollton.

**Financing**

	Fund Type	Grant Year	Grant	Funded Amount	Drawn In Program Year	Drawn Thru Program Year
CDBG	EN	Pre-2015		\$5,500.00	\$0.00	\$0.00
		2010	B10MC480037		\$0.00	\$5,500.00
<b>Total</b>	<b>Total</b>			<b>\$5,500.00</b>	<b>\$0.00</b>	<b>\$5,500.00</b>

**Proposed Accomplishments**

Housing Units : 1

**Actual Accomplishments**

Number assisted:

	Owner		Renter		Total		Person	
	Total	Hispanic	Total	Hispanic	Total	Hispanic	Total	Hispanic
White:	1	0	0	0	1	0	0	0
Black/African American:	0	0	0	0	0	0	0	0
Asian:	0	0	0	0	0	0	0	0
American Indian/Alaskan Native:	0	0	0	0	0	0	0	0
Native Hawaiian/Other Pacific Islander:	0	0	0	0	0	0	0	0
American Indian/Alaskan Native & White:	0	0	0	0	0	0	0	0
Asian White:	0	0	0	0	0	0	0	0
Black/African American & White:	0	0	0	0	0	0	0	0
American Indian/Alaskan Native & Black/African American:	0	0	0	0	0	0	0	0
Other multi-racial:	0	0	0	0	0	0	0	0
Asian/Pacific Islander:	0	0	0	0	0	0	0	0
Hispanic:	0	0	0	0	0	0	0	0
<b>Total:</b>	<b>1</b>	<b>0</b>	<b>0</b>	<b>0</b>	<b>1</b>	<b>0</b>	<b>0</b>	<b>0</b>

Female-headed Households:

PR03 - CARROLLTON

Page: 3 of 31



U.S. Department of Housing and Urban Development  
Office of Community Planning and Development  
Integrated Disbursement and Information System  
CDBG Activity Summary Report (GPR) for Program Year 2014  
CARROLLTON

Date: 28-Jan-2016  
Time: 13:42  
Page: 4

Income Category:					# Benefiting
	Owner	Renter	Total	Person	
Extremely Low	0	0	0	0	
Low Mod	1	0	1	0	
Moderate	0	0	0	0	
Non Low Moderate	0	0	0	0	
Total	1	0	1	0	
Percent Low/Mod	100.0%		100.0%		
Annual Accomplishments					
Years	Accomplishment Narrative				# Benefiting
2011	In PY 2011, MHRP assisted 1 qualified low-moderate income homeowner with their Minor Home Repair needs. One unit was initiated and completed.				



U.S. Department of Housing and Urban Development  
Office of Community Planning and Development  
Integrated Disbursement and Information System  
CDBG Activity Summary Report (GPR) for Program Year 2014  
CARROLLTON

Date: 28-Jan-2016  
Time: 13:42  
Page: 5

PGM Year: 2011

Project: 0003 - Enhanced Code Enforcement

IDIS Activity: 43 - Enhanced Code Enforcement

Status: Completed 12/12/2014 12:00:00 AM

Location: 1945 E Jackson Rd Carrollton, TX 75006-1737

Objective: Create suitable living environments

Outcome: Sustainability

Matrix Code: Code Enforcement (15)

National Objective: LMA

Initial Funding Date: 01/10/2012

Description:

Activity funds salaries and operating expenses for one code enforcement officer that serves the 2000 CDBG Target Area in the City of Carrollton.

Financing

	Fund Type	Grant Year	Grant	Funded Amount	Drawn In Program Year	Drawn Thru Program Year
		Pre-2015				
CDBG	EN	2010	B10MC480037	\$37,552.42	\$0.00	\$1,547.39
		2011	B11MC480037		\$0.00	\$36,005.03
Total	Total			\$37,552.42	\$0.00	\$37,552.42

Proposed Accomplishments

Housing Units : 1,200

Total Population in Service Area: 27,399

Census Tract Percent Low / Mod: 57.10

Annual Accomplishments

Years

Accomplishment Narrative

# Benefiting

2011 In PY 2011, CDBG Code Enforcement Officer closed a total of 1,635 code enforcement cases in the CDBG 2000 Target area. (completed in PY 2012)

2013 In PY 2011, CDBG Code Enforcement Officer closed a total of 1,635 code enforcement cases in the CDBG 2000 Target area. (completed in PY 2012) with delayed draws through PY 2013.



U.S. Department of Housing and Urban Development  
Office of Community Planning and Development  
Integrated Disbursement and Information System  
CDBG Activity Summary Report (GPR) for Program Year 2014  
CARROLLTON

Date: 28-Jan-2016  
Time: 13:42  
Page: 6

PGM Year: 2011

Project: 0004 - Hill 'N Dale Ph I

IDIS Activity: 44 - Hill 'N Dale Ph I

Status: Completed 4/28/2015 9:44:12 AM  
Location: 1711 Sherwood Ln Carrollton, TX 75006-4253

Objective: Create suitable living environments  
Outcome: Sustainability  
Matrix Code: Street Improvements (03K)

National Objective: LMA

Initial Funding Date: 09/13/2012

Description:

Hill 'N Dale Infrastructure is a multi-phase project located in a 2000 CDBG Target Area.  
The first phase of this project is expected to commence in Fall 2012.

Financing

	Fund Type	Grant Year	Grant	Funded Amount	Drawn In Program Year	Drawn Thru Program Year
		Pre-2015				
CDBG	EN	2010	B10MC480037	\$576,308.00	\$0.00	\$275,939.75
		2011	B11MC480037		\$0.00	\$300,368.25
Total	Total			\$576,308.00	\$0.00	\$576,308.00

Proposed Accomplishments

People (General) : 1,320  
Total Population in Service Area: 1,129  
Census Tract Percent Low / Mod: 44.00

Annual Accomplishments

Years	Accomplishment Narrative	# Benefiting
2011	Reconstruction of sidewalk, sanitary sewer and streets in Hill 'n Dale Neighborhood for the 1800 Blocks of Elmwood, Fernwood, Redbud, Sherwood Place and Westwood Cr. Approximately 5,900 LF of sanitary sewer lines, 2,380 LF of water lines and 4,500 LF of sidewalk was replaced. In PY 2011 \$583,629 of CDBG funds was used for this project which totaled \$1.4 million dollars. Project complete in June of 2014.	



U.S. Department of Housing and Urban Development  
Office of Community Planning and Development  
Integrated Disbursement and Information System  
CDBG Activity Summary Report (GPR) for Program Year 2014  
CARROLLTON

Date: 28-Jan-2016  
Time: 13:42  
Page: 7

PGM Year: 2012  
Project: 0002 - Minor Home Repair Program  
IDIS Activity: 46 - Minor Home Repair Program  
Status: Completed 12/12/2014 12:00:00 AM  
Location: 2666 Via Blanca Carrollton, TX 75006-4654  
Objective: Create suitable living environments  
Outcome: Sustainability  
Matrix Code: Rehab: Single-Unit Residential (14A)  
National Objective: LMH

Initial Funding Date: 09/21/2012

Description: Minor Home Repair Program for Low-moderate income persons (income qualified) residing in the City of Carrollton.  
Financing

Fund Type	Grant Year		Grant	Funded Amount		Drawn In Program Year		Drawn Thru Program Year	
	Pre-2015	2011							
CDBG	EN		B11MC480037	\$34,812.00		\$0.00		\$0.00	
		2012	B12MC480037			\$0.00		\$23,720.00	
Total	Total			\$34,812.00		\$0.00		\$34,812.00	

Proposed Accomplishments

Housing Units : 11

Actual Accomplishments

Number assisted:

	Owner		Renter		Total		Person	
	Total	Hispanic	Total	Hispanic	Total	Hispanic	Total	Hispanic
White:	9	1	0	0	9	1	0	0
Black/African American:	2	0	0	0	2	0	0	0
Asian:	0	0	0	0	0	0	0	0
American Indian/Alaskan Native:	0	0	0	0	0	0	0	0
Native Hawaiian/Other Pacific Islander:	0	0	0	0	0	0	0	0
American Indian/Alaskan Native & White:	0	0	0	0	0	0	0	0
Asian White:	0	0	0	0	0	0	0	0
Black/African American & White:	0	0	0	0	0	0	0	0
American Indian/Alaskan Native & Black/African American:	0	0	0	0	0	0	0	0
Other multi-racial:	0	0	0	0	0	0	0	0
Asian/Pacific Islander:	0	0	0	0	0	0	0	0
Hispanic:	0	0	0	0	0	0	0	0
Total:	11	1	0	0	11	1	0	0

PR03 - CARROLLTON

Page: 7 of 31





U.S. Department of Housing and Urban Development  
Office of Community Planning and Development  
Integrated Disbursement and Information System  
CDBG Activity Summary Report (GPR) for Program Year 2014  
CARROLLTON

Date: 28-Jan-2016  
Time: 13:42  
Page: 8

Female-headed Households:

5

0

5

Income Category:

	Owner	Renter	Total	Person
Extremely Low	1	0	1	0
Low Mod	2	0	2	0
Moderate	8	0	8	0
Non Low Moderate	0	0	0	0
Total	11	0	11	0
Percent Low/Mod	100.0%		100.0%	

Annual Accomplishments

Years	Accomplishment Narrative	# Benefiting
2012	In PY 2012, MHRP assisted 9 qualified low-moderate income homeowners with their Minor Home Repair needs. Nine units were initiated and completed. Six units were completed after September 30, 2013.	
2013	In PY 2012, MHRP assisted 9 qualified low-moderate income homeowners with their Minor Home Repair needs. Nine units were initiated and completed. Six units were completed after September 30, 2013, in PY 2013.	



U.S. Department of Housing and Urban Development  
Office of Community Planning and Development  
Integrated Disbursement and Information System  
CDBG Activity Summary Report (GPR) for Program Year 2014  
CARROLLTON

Date: 28-Jan-2016  
Time: 13:42  
Page: 9

PGM Year: 2012

Project: 0003 - NOTICE (2012)

IDIS Activity: 47 - Hill N Dale - NOTICE 2012

Status: Completed 12/12/2014 12:00:00 AM  
Location: 1711 Sherwood Ln Carrollton, TX 75006-4253

Objective: Create suitable living environments  
Outcome: Sustainability  
Matrix Code: Street Improvements (03K)

National Objective: LMA

Initial Funding Date: 07/22/2013

Description:

Hill N Dale Infrastructure is a multi-phase project located in a 2000 CDBG Target Area.  
The first phase of this project began in the spring of 2013.

Funding from Phase I and Phase II of Hill N Dale NOTICE will be coming out of PY 2011, PY 2012 and PY 2013.

Financing

Fund Type	Grant Year		Grant	Funded Amount	Drawn In Program Year	Drawn Thru Program Year
	Pre-2015	2011				
CDBG	EN	2011	B11MC480037	\$839,325.00	\$0.00	\$0.00
		2012	B12MC480037		\$0.00	\$335,007.66
Total	Total			\$839,325.00	\$0.00	\$504,317.34

Proposed Accomplishments

People (General) : 1,320

Total Population in Service Area: 1,129

Census Tract Percent Low / Mod: 44.00

Annual Accomplishments

Years

Accomplishment Narrative

# Benefiting

2012 Reconstruction of sidewalk, sanitary sewer and streets in Hill N Dale Neighborhood for the 1800 Blocks of Elmwood, Fernwood, Redbud, Sherwood Place and Westwood Cr. Approximately 5,900 LF of sanitary sewer lines, 2,380 LF of water lines and 4,500 LF of sidewalk was replaced. In PY 2011 \$587,282 and \$252,043 in returned Gravely funding of CDBG funds was used for this project which totaled \$1.4 million dollars. Completed June 2014.

2013 Reconstruction of sidewalk, sanitary sewer and streets in Hill N Dale Neighborhood for the 1800 Blocks of Elmwood, Fernwood, Redbud, Sherwood Place and Westwood Cr. Approximately 5,900 LF of sanitary sewer lines, 2,380 LF of water lines and 4,500 LF of sidewalk was replaced. In PY 2011 \$587,282 and \$252,043 in returned Gravely funding of CDBG funds was used for this project which totaled \$1.4 million dollars. Completed June 2014.





U.S. Department of Housing and Urban Development  
Office of Community Planning and Development  
Integrated Disbursement and Information System  
CDBG Activity Summary Report (GPR) for Program Year 2014  
CARROLLTON

Date: 28-Jan-2016  
Time: 13:42  
Page: 10

PGM Year: 2012  
Project: 0001 - Grant Administration and Planning  
IDIS Activity: 52 - Consolidated Plan - 2012

Status: Completed 11/13/2014 12:00:00 AM  
Location: ,

Objective:  
Outcome:  
Matrix Code: Planning (20)

National Objective:

Initial Funding Date: 09/18/2013

Description:

PY 2014-2019 Consolidated Plan and PY 2014 Action Plan is currently in process and will be complete by September 2014. The first payment to the consultants for PY 2012 Consolidated Plan (the one item in the PR 59 report for the City of Carrollton) is being paid out in July of 2014 and will be processed in IDIS around the 15th of August 2014. We expect the entire project to be complete before December 2014.

Financing

Fund Type	Grant Year		Grant	Funded Amount		Drawn In Program Year	Drawn Thru Program Year
	Pre-2015	2012					
CDBG	EN	2012	B12MC480037	\$17,543.31		\$0.00	\$13,664.96
		2013	B13MC480037			\$0.00	\$3,878.35
Total	Total			\$17,543.31		\$0.00	\$17,543.31

Proposed Accomplishments

Actual Accomplishments

Number assisted:

	Owner		Renter		Total		Person	
	Total	Hispanic	Total	Hispanic	Total	Hispanic	Total	Hispanic
White:	0	0	0	0	0	0	0	0
Black/African American:	0	0	0	0	0	0	0	0
Asian:	0	0	0	0	0	0	0	0
American Indian/Alaskan Native:	0	0	0	0	0	0	0	0
Native Hawaiian/Other Pacific Islander:	0	0	0	0	0	0	0	0
American Indian/Alaskan Native & White:	0	0	0	0	0	0	0	0
Asian White:	0	0	0	0	0	0	0	0
Black/African American & White:	0	0	0	0	0	0	0	0
American Indian/Alaskan Native & Black/African American:	0	0	0	0	0	0	0	0
Other multi-racial:	0	0	0	0	0	0	0	0
Asian/Pacific Islander:	0	0	0	0	0	0	0	0
Hispanic:	0	0	0	0	0	0	0	0

PR03 - CARROLLTON

Page: 10 of 31



U.S. Department of Housing and Urban Development  
Office of Community Planning and Development  
Integrated Disbursement and Information System  
CDBG Activity Summary Report (GPR) for Program Year 2014  
CARROLLTON

Date: 28-Jan-2016  
Time: 13:42  
Page: 11

**Total:**

0 0 0 0 0 0 0

Female-headed Households:

0

*Income Category:*

	Owner	Renter	Total	Person
Extremely Low			0	
Low Mod			0	
Moderate			0	
Non Low Moderate			0	
Total	0	0	0	0
Percent Low/Mod				

**Annual Accomplishments**

No data returned for this view. This might be because the applied filter excludes all data.



U.S. Department of Housing and Urban Development  
Office of Community Planning and Development  
Integrated Disbursement and Information System  
CDBG Activity Summary Report (GPR) for Program Year 2014  
CARROLLTON

Date: 28-Jan-2016  
Time: 13:42  
Page: 12

PGM Year: 2013  
Project: 0001 - Grants and Administration  
IDIS Activity: 54 - Grants and Admin Program Salaries

Status: Completed 11/13/2014 12:00:00 AM  
Location:

Objective:  
Outcome:  
Matrix Code: General Program Administration (21A)

National Objective:

Initial Funding Date: 10/15/2013

Description:

Partial funding for two employees to implement the City's Five Year Consolidated Plan.

Financing

Fund Type	Grant Year		Grant	Funded Amount		Drawn In Program Year	Drawn Thru Program Year
	Pre-2015	2012					
CDBG	EN	2012	B12MC480037	\$51,931.97		\$0.00	\$0.00
		2013	B13MC480037			\$0.00	\$14,338.79
Total	Total			\$51,931.97		\$0.00	\$37,593.18
						\$0.00	\$51,931.97

Proposed Accomplishments

Actual Accomplishments

Number assisted:

	Owner		Renter		Total		Person	
	Total	Hispanic	Total	Hispanic	Total	Hispanic	Total	Hispanic
White:	0	0	0	0	0	0	0	0
Black/African American:	0	0	0	0	0	0	0	0
Asian:	0	0	0	0	0	0	0	0
American Indian/Alaskan Native:	0	0	0	0	0	0	0	0
Native Hawaiian/Other Pacific Islander:	0	0	0	0	0	0	0	0
American Indian/Alaskan Native & White:	0	0	0	0	0	0	0	0
Asian White:	0	0	0	0	0	0	0	0
Black/African American & White:	0	0	0	0	0	0	0	0
American Indian/Alaskan Native & Black/African American:	0	0	0	0	0	0	0	0
Other multi-racial:	0	0	0	0	0	0	0	0
Asian/Pacific Islander:	0	0	0	0	0	0	0	0
Hispanic:	0	0	0	0	0	0	0	0
Total:	0	0	0	0	0	0	0	0

Female-headed Households:

PR03 - CARROLLTON



U.S. Department of Housing and Urban Development  
Office of Community Planning and Development  
Integrated Disbursement and Information System  
CDBG Activity Summary Report (GPR) for Program Year 2014  
CARROLLTON

Date: 28-Jan-2016  
Time: 13:42  
Page: 13

Income Category:	Owner	Renter	Total	Person
Extremely Low			0	
Low Mod			0	
Moderate			0	
Non Low Moderate			0	
Total	0	0	0	0
Percent Low/Mod				

Annual Accomplishments

No data returned for this view. This might be because the applied filter excludes all data.



U.S. Department of Housing and Urban Development  
Office of Community Planning and Development  
Integrated Disbursement and Information System  
CDBG Activity Summary Report (GPR) for Program Year 2014  
CARROLLTON

Date: 28-Jan-2016  
Time: 13:42  
Page: 14

PGM Year: 2013  
Project: 0002 - Minor Home Repair  
IDIS Activity: 56 - Minor Home Repair

Status: Completed 4/2/2015 12:00:00 AM  
Location: 1825 Highland Dr Carrollton, TX 75006-7317  
Objective: Create suitable living environments  
Outcome: Sustainability  
Matrix Code: Rehab; Single-Unit Residential (14A)

National Objective: LMH

Initial Funding Date: 10/15/2013

Description: Minor Home Repair Program is designed to correct necessary exterior repairs for Low-moderate income homeowners (income qualified) residing in the City of Carrollton.  
Financing

	Fund Type	Grant Year	Grant	Funded Amount	Drawn In Program Year	Drawn Thru Program Year
		Pre-2015				
CDBG	EN	2011	B11MC480037	\$38,570.85	\$0.00	\$0.00
		2012	B12MC480037		\$0.00	\$862.48
		2013	B13MC480037		\$405.00	\$18,273.42
		Pre-2015		\$2,747.55	\$3,819.95	\$19,434.95
	PI	2014	B14MC480037		\$0.00	\$0.00
Total	Total			\$41,318.40	\$2,747.55	\$2,747.55
					\$6,972.50	\$41,318.40

Proposed Accomplishments

Housing Units : 11

Actual Accomplishments

Number assisted:

	Owner		Renter		Total		Person	
	Total	Hispanic	Total	Hispanic	Total	Hispanic	Total	Hispanic
White:	8	6	0	0	8	6	0	0
Black/African American:	3	0	0	0	3	0	0	0
Asian:	0	0	0	0	0	0	0	0
American Indian/Alaskan Native:	0	0	0	0	0	0	0	0
Native Hawaiian/Other Pacific Islander:	0	0	0	0	0	0	0	0
American Indian/Alaskan Native & White:	0	0	0	0	0	0	0	0
Asian White:	0	0	0	0	0	0	0	0
Black/African American & White:	0	0	0	0	0	0	0	0
American Indian/Alaskan Native & Black/African American:	0	0	0	0	0	0	0	0
Other multi-racial:	0	0	0	0	0	0	0	0
Asian/Pacific Islander:	0	0	0	0	0	0	0	0

PR03 - CARROLLTON

Page: 14 of 31



U.S. Department of Housing and Urban Development  
Office of Community Planning and Development  
Integrated Disbursement and Information System  
CDBG Activity Summary Report (GPR) for Program Year 2014  
CARROLLTON

Date: 28-Jan-2016  
Time: 13:42  
Page: 15

Hispanic: 0 0 0 0 0 0 0 0  
Total: 11 6 0 0 11 6 0 0

Female-headed Households: 6 0 0 0 6

Income Category:	Owner	Renter	Total	Person
Extremely Low	3	0	3	0
Low Mod	8	0	8	0
Moderate	0	0	0	0
Non Low Moderate	0	0	0	0
Total	11	0	11	0
Percent Low/Mod	100.0%		100.0%	

Years	Annual Accomplishments	Accomplishment Narrative	# Benefiting
2013	Minor Home Repair Program is designed to correct necessary exterior repairs for Low-moderate income homeowners (income qualified) residing in the City of Carrollton. IN PY 2013 the City of Carrollton completed 11 Minor Home Repair Projects.		



U.S. Department of Housing and Urban Development  
Office of Community Planning and Development  
Integrated Disbursement and Information System  
CDBG Activity Summary Report (GPR) for Program Year 2014  
CARROLLTON

Date: 28-Jan-2016  
Time: 13:42  
Page: 16

PGM Year: 2013

Project: 0004 - Enhanced Code Enforcement

IDIS Activity: 57 - Code Enforcement Salary

Status: Completed 11/13/2014 12:00:00 AM  
Location: 1945 E Jackson Rd Carrollton, TX 75006-1737

Objective: Create suitable living environments  
Outcome: Sustainability  
Matrix Code: Code Enforcement (15)

National Objective: LMA

Initial Funding Date: 10/15/2013

Description:

Salary for CDBG area Code Enforcement Officer.

Financing

	Fund Type	Grant Year	Grant	Funded Amount	Drawn In Program Year	Drawn Thru Program Year
CDBG	EN	Pre-2015		\$56,224.59	\$0.00	\$0.00
		2012	B12MC480037		\$0.00	\$43,584.81
		2013	B13MC480037		\$0.00	\$12,639.78
Total	Total			\$56,224.59	\$0.00	\$56,224.59

Proposed Accomplishments

Housing Units : 1,726  
Total Population in Service Area: 24,968  
Census Tract Percent Low / Mod: 54.60

Annual Accomplishments

Years

Accomplishment Narrative

2013 In PY 2013, CDBG Code Enforcement Officer closed a total of 1726 code enforcement cases in the CDBG 2000 Target area with an additional 736 code cases from regular (non CDBG) employees.

# Benefitting





U.S. Department of Housing and Urban Development  
Office of Community Planning and Development  
Integrated Disbursement and Information System  
CDBG Activity Summary Report (GPR) for Program Year 2014  
CARROLLTON

Date: 28-Jan-2016  
Time: 13:42  
Page: 17

PGM Year: 2013  
Project: 0003 - NOTICE Hill 'n Dale Phase II

IDIS Activity: 58 - Hill 'n Dale Phase 2

Status: Completed 11/18/2014 12:00:00 AM  
Location: 1945 E Jackson Rd Carrollton, TX 75006-1737

Objective: Create suitable living environments  
Outcome: Sustainability  
Matrix Code: Street Improvements (03K)

National Objective: LMA

Initial Funding Date: 10/15/2013

Description:

Hill 'n Dale Infrastructure is a multi-phase project located in a 2000 CDBG Target Area.  
The first phase of this project began in the spring of 2011 and will be completed in Fall of 2014.

Financing

	Fund Type	Grant Year		Grant	Funded Amount	Drawn In Program Year	Drawn Thru Program Year
		Pre-2015	2012				
CDBG	EN		2012	B12MC480037	\$546,649.76	\$0.00	\$0.00
			2013	B13MC480037		\$0.00	\$138,386.04
Total	Total				\$546,649.76	\$0.00	\$408,263.72
							\$546,649.76

Proposed Accomplishments

People (General) : 1,350  
Total Population in Service Area: 2,016  
Census Tract Percent Low / Mod: 57/50

Annual Accomplishments

Years	Accomplishment Narrative	# Benefiting
2013	Hill 'n Dale Infrastructure is a multi-phase project located in a 2000 CDBG Target Area. The first phase of this project began in the spring of 2011 and will be completed in Fall of 2014.	





U.S. Department of Housing and Urban Development  
Office of Community Planning and Development  
Integrated Disbursement and Information System  
CDBG Activity Summary Report (GPR) for Program Year 2014  
CARROLLTON

Date: 28-Jan-2016  
Time: 13:42  
Page: 18

PGM Year: 2014  
Project: 0003 - HOUSING REHABILITATION

IDIS Activity: 59 - Minor Home Repair

Status: Completed 1/22/2016 10:29:47 AM  
Location: 3621 Luellen Dr Carrollton, TX 75007-2908

Objective: Provide decent affordable housing  
Outcome: Sustainability  
Matrix Code: Rehab: Single-Unit Residential (14A)

National Objective: LMH

Initial Funding Date: 12/01/2014

Description:

Activity for exterior and interior repairs for income qualifying homeowners for up to \$10,000 per home.  
Funding is repaid as a deferred loan requiring the homeowner to live in the home for 3 to 5 years depending on the funding amount.

Financing

	Fund Type	Grant Year	Grant	Funded Amount	Drawn In Program Year	Drawn Thru Program Year
CDBG	EN	Pre-2015		\$56,144.50	\$0.00	\$0.00
		2013	B13MCA80037		\$33,448.00	\$33,448.00
		2014	B14MCA80037		\$15,406.00	\$15,406.00
Total	Total			\$56,144.50	\$48,854.00	\$48,854.00

Proposed Accomplishments

Housing Units : 12

Actual Accomplishments

Number assisted:

	Owner		Renter		Total		Person	
	Total	Hispanic	Total	Hispanic	Total	Hispanic	Total	Hispanic
White:	11	5	0	0	11	5	0	0
Black/African American:	1	0	0	0	1	0	0	0
Asian:	0	0	0	0	0	0	0	0
American Indian/Alaskan Native:	0	0	0	0	0	0	0	0
Native Hawaiian/Other Pacific Islander:	0	0	0	0	0	0	0	0
American Indian/Alaskan Native & White:	0	0	0	0	0	0	0	0
Asian White:	0	0	0	0	0	0	0	0
Black/African American & White:	0	0	0	0	0	0	0	0
American Indian/Alaskan Native & Black/African American:	0	0	0	0	0	0	0	0
Other multi-racial:	0	0	0	0	0	0	0	0
Asian/Pacific Islander:	0	0	0	0	0	0	0	0
Hispanic:	0	0	0	0	0	0	0	0
Total:	12	5	0	0	12	5	0	0

PRO3 - CARROLLTON

Page: 18 of 31



U.S. Department of Housing and Urban Development  
Office of Community Planning and Development  
Integrated Disbursement and Information System  
CDBG Activity Summary Report (GPR) for Program Year 2014  
CARROLLTON

Date: 28-Jan-2016  
Time: 13:42  
Page: 19

Female-headed Households:

8 0 8

Income Category:

	Owner	Renter	Total	Person
Extremely Low	6	0	6	0
Low Mod	6	0	6	0
Moderate	0	0	0	0
Non Low Moderate	0	0	0	0
Total	12	0	12	0
Percent Low/Mod	100.0%		100.0%	

Annual Accomplishments

Years	Accomplishment Narrative	# Benefiting
2014	Minor Home Repair Program is designed to correct necessary exterior and interior repairs for Low-moderate income homeowners (income qualified) residing in the City of Carrollton. IN PY 2014 the City of Carrollton completed 12 Minor Home Repair Projects.	



U.S. Department of Housing and Urban Development  
Office of Community Planning and Development  
Integrated Disbursement and Information System  
CDBG Activity Summary Report (GPR) for Program Year 2014  
CARROLLTON

Date: 28-Jan-2016  
Time: 13:42  
Page: 20

PGM Year: 2014

Project: 0003 - HOUSING REHABILITATION

IDIS Activity: 60 - Emergency Repair

Status: Completed 12/23/2015 12:00:00 AM

Location: 2634 Via Los Altos Carrollton, TX 75006-4627

Objective: Provide decent affordable housing

Outcome: Sustainability

Matrix Code: Rehab; Single-Unit Residential (14A)

National Objective: LMH

Initial Funding Date: 12/01/2014

Description:

Activity to provide emergency repairs on the interior and exterior of income qualifying homeowner's properties.

Financing

Fund Type	Grant Year	Grant	Funded Amount	Drawn In Program Year	Drawn Thru Program Year
CDBG	Pre-2015		\$11,814.35	\$0.00	\$0.00
	2013	B13MC480037		\$4,545.00	\$4,545.00
	2014	B14MC480037		\$2,269.95	\$2,269.95
Total	Total		\$11,814.35	\$6,814.95	\$6,814.95

Proposed Accomplishments

Housing Units : 3

Actual Accomplishments

Number assisted:

	Total	Owner		Renter		Total		Person	
		Hispanic	Total	Hispanic	Total	Hispanic	Total	Hispanic	Total
White:	3	1	0	0	3	1	0	0	0
Black/African American:	0	0	0	0	0	0	0	0	0
Asian:	0	0	0	0	0	0	0	0	0
American Indian/Alaskan Native:	0	0	0	0	0	0	0	0	0
Native Hawaiian/Other Pacific Islander:	0	0	0	0	0	0	0	0	0
American Indian/Alaskan Native & White:	0	0	0	0	0	0	0	0	0
Asian White:	0	0	0	0	0	0	0	0	0
Black/African American & White:	0	0	0	0	0	0	0	0	0
American Indian/Alaskan Native & Black/African American:	0	0	0	0	0	0	0	0	0
Other multi-racial:	0	0	0	0	0	0	0	0	0
Asian/Pacific Islander:	0	0	0	0	0	0	0	0	0
Hispanic:	0	0	0	0	0	0	0	0	0
Total:	3	1	0	0	3	1	0	0	0

PR03 - CARROLLTON

Page: 20 of 31



U.S. Department of Housing and Urban Development  
Office of Community Planning and Development  
Integrated Disbursement and Information System  
CDBG Activity Summary Report (GPR) for Program Year 2014  
CARROLLTON

Date: 28-Jan-2016  
Time: 13:42  
Page: 21

Female-headed Households:

1 0 1

Income Category:

Income Category:	Owner	Renter	Total	Person
Extremely Low	2	0	2	0
Low Mod	1	0	1	0
Moderate	0	0	0	0
Non Low Moderate	0	0	0	0
Total	3	0	3	0
Percent Low/Mod	100.0%		100.0%	

Annual Accomplishments

Years

Accomplishment Narrative

2014 Activity to provided emergency repairs on the interior and exterior of income qualifying properties. Two properties were completed in PY 2014 which included roof repair and replacing an AC unit in a mobile home.

# Benefitting



U.S. Department of Housing and Urban Development  
Office of Community Planning and Development  
Integrated Disbursement and Information System  
CDBG Activity Summary Report (GPR) for Program Year 2014  
CARROLLTON

Date: 28-Jan-2016  
Time: 13:42  
Page: 22

PGM Year: 2014

Project: 0003 - HOUSING REHABILITATION

IDIS Activity: 61 - People Helping People

Status: Completed 1/22/2016 10:30:02 AM  
Location: 1808 Addington Dr Carrollton, TX 75007-3010

Objective: Provide decent affordable housing  
Outcome: Sustainability  
Matrix Code: Rehab, Single-Unit Residential (14A)

National Objective: LMH

Initial Funding Date: 12/01/2014

Description:

Activity to provide housing rehabilitation of up to \$5,000 for income qualifying homeowners through the assistance of volunteers.

Financing

Fund Type	Grant Year	Grant	Funded Amount		Drawn In Program Year	Drawn Thru Program Year
			Total	Hispanic		
CDBG	Pre-2015				\$0.00	\$0.00
	2013	B13MC480037			\$2,047.06	\$2,047.06
	2014	B14MC480037			\$536.56	\$536.56
Total	Total		\$2,583.62		\$2,583.62	\$2,583.62

Proposed Accomplishments

Housing Units : 5

Actual Accomplishments

Number assisted:

	Owner		Renter		Total		Person	
	Total	Hispanic	Total	Hispanic	Total	Hispanic	Total	Hispanic
White:	4	2	0	0	4	2	0	0
Black/African American:	1	0	0	0	1	0	0	0
Asian:	0	0	0	0	0	0	0	0
American Indian/Alaskan Native:	0	0	0	0	0	0	0	0
Native Hawaiian/Other Pacific Islander:	0	0	0	0	0	0	0	0
American Indian/Alaskan Native & White:	0	0	0	0	0	0	0	0
Asian White:	0	0	0	0	0	0	0	0
Black/African American & White:	0	0	0	0	0	0	0	0
American Indian/Alaskan Native & Black/African American:	0	0	0	0	0	0	0	0
Other multi-racial:	0	0	0	0	0	0	0	0
Asian/Pacific Islander:	0	0	0	0	0	0	0	0
Hispanic:	0	0	0	0	0	0	0	0
Total:	5	2	0	0	5	2	0	0

PR03 - CARROLLTON

Page: 22 of 31



U.S. Department of Housing and Urban Development  
Office of Community Planning and Development  
Integrated Disbursement and Information System  
CDBG Activity Summary Report (GPR) for Program Year 2014  
CARROLLTON

Date: 28-Jan-2016  
Time: 13:42  
Page: 23

Female-headed Households:

3 0 3

Income Category:

	Owner	Renter	Total	Person
Extremely Low	3	0	3	0
Low Mod	2	0	2	0
Moderate	0	0	0	0
Non Low Moderate	0	0	0	0
Total	5	0	5	0
Percent Low/Mod	100.0%		100.0%	

Annual Accomplishments

Years	Accomplishment Narrative	# Benefiting
2014	Activity to provide housing rehabilitation of up to \$5,000 for income qualifying homeowners through the assistance of volunteers.	



U.S. Department of Housing and Urban Development  
Office of Community Planning and Development  
Integrated Disbursement and Information System  
CDBG Activity Summary Report (GPR) for Program Year 2014  
CARROLLTON

Date: 28-Jan-2016  
Time: 13:42  
Page: 24

PGM Year: 2014

Project: 0002 - Enhanced Code Enforcement

IDIS Activity: 62 - Code Enforcement Officer Salary

Status: Completed 12/23/2015 12:00:00 AM

Location: 1945 E Jackson Rd Carrollton, TX 75006-1737

Objective: Create suitable living environments  
Outcome: Sustainability  
Matrix Code: Code Enforcement (15)

National Objective: LMA

Initial Funding Date: 12/01/2014

Description:

Activity to pay for Code Enforcement Officer Salary in CDBG target areas.

Financing

	Fund Type	Grant Year	Grant	Funded Amount	Drawn In Program Year	Drawn Thru Program Year
CDBG	EN	Pre-2015		\$50,437.38	\$0.00	\$0.00
		2013	B13MCA80037		\$27,252.72	\$27,252.72
		2014	B14MCA80037		\$17,816.20	\$17,816.20
Total	Total			\$50,437.38	\$45,068.92	\$45,068.92

Proposed Accomplishments

Housing Units : 1,250

Total Population in Service Area: 23,233

Census Tract Percent Low / Mod: 59.71

Annual Accomplishments

Years Accomplishment Narrative

2014 In PY 2014, CDBG Code Enforcement Officer closed a total of 1726 code enforcement cases in the CDBG 2000 Target area with an additional 736 code cases from regular (non CDBG) employees.

# Benefiting





U.S. Department of Housing and Urban Development  
Office of Community Planning and Development  
Integrated Disbursement and Information System  
CDBG Activity Summary Report (GPR) for Program Year 2014  
CARROLLTON

Date: 28-Jan-2016  
Time: 13:42  
Page: 25

PGM Year: 2014  
Project: 0001 - Grants and Administration - Analysis of Impediments of Fair Housing  
IDIS Activity: 63 - Analysis of Impediments to Fair Housing

Status: Completed 9/30/2015 12:00:00 AM  
Location:

Objective:  
Outcome:  
Matrix Code: Submissions or Applications for  
Federal Program (21E)

National Objective:

Initial Funding Date: 12/01/2014

Description:

Activity to pay for a consultant to complete the Analysis of Impediments to Fair Housing Study as Required by HUD.

Financing

Fund Type	Grant Year	Grant	Funded Amount	Drawn in Program Year	Drawn Thru Program Year
CDBG	EN	Pre-2015		\$0.00	\$0.00
		2013	B13M/C480037	\$7,518.75	\$7,518.75
		2014	B14M/C480037	\$16,489.48	\$16,489.48
Total	Total		\$24,008.23	\$24,008.23	\$24,008.23

Proposed Accomplishments

Actual Accomplishments

Number assisted:

	Owner		Renter		Total		Person	
	Total	Hispanic	Total	Hispanic	Total	Hispanic	Total	Hispanic
White:	0	0	0	0	0	0	0	0
Black/African American:	0	0	0	0	0	0	0	0
Asian:	0	0	0	0	0	0	0	0
American Indian/Alaskan Native:	0	0	0	0	0	0	0	0
Native Hawaiian/Other Pacific Islander:	0	0	0	0	0	0	0	0
American Indian/Alaskan Native & White:	0	0	0	0	0	0	0	0
Asian White:	0	0	0	0	0	0	0	0
Black/African American & White:	0	0	0	0	0	0	0	0
American Indian/Alaskan Native & Black/African American:	0	0	0	0	0	0	0	0
Other multi-racial:	0	0	0	0	0	0	0	0
Asian/Pacific Islander:	0	0	0	0	0	0	0	0
Hispanic:	0	0	0	0	0	0	0	0
Total:	0	0	0	0	0	0	0	0

Female-headed Households:

PR03 - CARROLLTON





U.S. Department of Housing and Urban Development  
Office of Community Planning and Development  
Integrated Disbursement and Information System  
CDBG Activity Summary Report (GPR) for Program Year 2014  
CARROLLTON

Date: 28-Jan-2016  
Time: 13:42  
Page: 26

Income Category:	Owner	Renter	Total	Person
Extremely Low			0	
Low Mod			0	
Moderate			0	
Non Low Moderate			0	
Total	0	0	0	0
Percent Low/Mod				

Annual Accomplishments

No data returned for this view. This might be because the applied filter excludes all data.



U.S. Department of Housing and Urban Development  
Office of Community Planning and Development  
Integrated Disbursement and Information System  
CDBG Activity Summary Report (GPR) for Program Year 2014  
CARROLLTON

Date: 28-Jan-2016  
Time: 13:42  
Page: 27

PGM Year: 2014

Project: 0005 - N.O.T.I.C.E. - Neighborhood Revitalization Projects

IDIS Activity: 64 - Jimmy Porter Park Pavilion

Status: Completed 10/30/2015 12:00:00 AM

Location: 1871 Sherwood Ln Carrollton, TX 75006-4205

Objective: Create suitable living environments  
Outcome: Sustainability  
Matrix Code: Parks, Recreational Facilities (03F)

National Objective: LMA

Initial Funding Date: 12/01/2014

Description:

Neighborhood Revitalization Project to replace pavilion in Jimmy Porter Park. This project is an extension of the Hill'n Dale Neighborhood N.O.T.I.C.E. infrastructure project completed in PY 2013 and falls within the CDBG target area.

Financing

	Fund Type	Grant Year		Grant	Funded Amount	Drawn In Program Year		Drawn Thru Program Year
		Pre-2015	2013			\$0.00	\$450.00	
CDBG	EN		2013	B13MCA80037			\$450.00	
			2014	B14MCA80037			\$73,050.00	
Total	Total				\$73,500.00	\$73,500.00	\$73,500.00	\$73,500.00

Proposed Accomplishments

Public Facilities : 1

Total Population in Service Area: 1,129

Census Tract Percent Low / Mod: 44.00

Annual Accomplishments

Years Accomplishment Narrative

# Benefiting

2014 Neighborhood Revitalization Project to replace pavilion in Jimmy Porter Park. This project is an extension of the Hill'n Dale Neighborhood N.O.T.I.C.E. infrastructure project completed in PY 2013 and falls within the CDBG target area.



U.S. Department of Housing and Urban Development  
Office of Community Planning and Development  
Integrated Disbursement and Information System  
CDBG Activity Summary Report (GPR) for Program Year 2014  
CARROLLTON

Date: 28-Jan-2016  
Time: 13:42  
Page: 28

PGM Year: 2014

Project: 0004 - N.O.T.I.C.E. - Infrastructure

IDIS Activity: 65 - Carrollton Downs Phase I

Status: Open

Location: 1945 E Jackson Rd Carrollton, TX 75006-1737

Objective: Create suitable living environments

Outcome: Sustainability

Matrix Code: Street Improvements (03K)

National Objective: LMA

Initial Funding Date: 12/01/2014

Description:

NOTICE activity that includes reconstruction of sidewalks, waterlines and streets in Carrollton DownsNeighborhood Phase 1, located in the CDBG target area. Includes the following streets: 2300 block of Halifax, 1000 block of Hersey, 2400 block of Misty, 2400 block of Ridgedale, 2400 block of Sparling Way, 2300 block of Halifax and 2400 block of Towerwood.

Financing

	Fund Type	Grant Year		Grant	Funded Amount	Drawn In Program Year		Drawn Thru Program Year	
		Pre-2015							
CDBG	EN	2013		B13MC480037	\$774,987.22		\$0.00	\$190,627.49	\$0.00
		2014		B14MC480037			\$540,336.67	\$540,336.67	\$0.00
		2015		B15MC480037	\$313,834.86		\$0.00		\$0.00
Total	Total				\$1,088,822.08		\$730,964.16	\$730,964.16	

Proposed Accomplishments

People (General) : 750  
Total Population in Service Area: 2,080  
Census Tract Percent Low / Mod: 39.30

Annual Accomplishments

No data returned for this view. This might be because the applied filter excludes all data.



U.S. Department of Housing and Urban Development  
Office of Community Planning and Development  
Integrated Disbursement and Information System  
CDBG Activity Summary Report (GPR) for Program Year 2014  
CARROLLTON

Date: 28-Jan-2016  
Time: 13:42  
Page: 29

PGM Year: 2011

Project: 0005 - Public Service General Assistance

IDIS Activity: 66 - Code Violation Repair Fund: Public Service

Status: Completed 11/13/2014 12:00:00 AM

Location: 1945 E Jackson Rd Carrollton, TX 75006-1737

Objective: Create suitable living environments  
Outcome: Sustainability  
Matrix Code: Public Services (General) (05)

National Objective: LMC

Initial Funding Date: 10/09/2014

Description:

Capital funding for materials and specialized labor for implementation of safety related repairs in Carrollton neighborhoods focused on properties owned seniors and low to moderate income families with code violations resulting in safety issues.

Financing

Fund Type	Grant Year	Grant	Funded Amount		Drawn In Program Year	Drawn Thru Program Year	
			Total	Hispanic		Total	Hispanic
CDBG	Pre-2015					\$0.00	\$0.00
	2010	B10MC480037				\$0.00	\$24,999.00
	2011	B11MC480037				\$0.00	\$11,023.00
	2012	B12MC480037				\$0.00	\$5,534.50
Total	Total					\$0.00	\$41,556.50

Proposed Accomplishments

People (General) : 13

Actual Accomplishments

Number assisted:

	Owner		Renter		Total		Person	
	Total	Hispanic	Total	Hispanic	Total	Hispanic	Total	Hispanic
White:	0	0	0	0	0	0	10	2
Black/African American:	0	0	0	0	0	0	3	0
Asian:	0	0	0	0	0	0	0	0
American Indian/Alaskan Native:	0	0	0	0	0	0	0	0
Native Hawaiian/Other Pacific Islander:	0	0	0	0	0	0	0	0
American Indian/Alaskan Native & White:	0	0	0	0	0	0	0	0
Asian White:	0	0	0	0	0	0	0	0
Black/African American & White:	0	0	0	0	0	0	0	0
American Indian/Alaskan Native & Black/African American:	0	0	0	0	0	0	0	0
Other multi-racial:	0	0	0	0	0	0	0	0
Asian/Pacific Islander:	0	0	0	0	0	0	0	0
Hispanic:	0	0	0	0	0	0	0	0

PR03 - CARROLLTON

Page: 29 of 31



U.S. Department of Housing and Urban Development  
Office of Community Planning and Development  
Integrated Disbursement and Information System  
CDBG Activity Summary Report (GPR) for Program Year 2014  
CARROLLTON

Date: 28-Jan-2016  
Time: 13:42  
Page: 30

Total:	0	0	0	0	0	13	2
Female-headed Households:	0						
Income Category:	Owner	Renter	Total	Person			
Extremely Low	0	0	0	6			
Low Mod	0	0	0	4			
Moderate	0	0	0	3			
Non Low Moderate	0	0	0	0			
Total	0	0	0	13			
Percent Low/Mod				100.0%			

Years	Annual Accomplishments	# Benefiting
2011	Capital funding for materials and specialized labor for implementation of safety related repairs in Carrollton neighborhoods focused on seniors and low to moderate income families. 8 Households were assisted.	
2012	Capital funding for materials and specialized labor for implementation of safety related repairs in Carrollton neighborhoods focused on seniors and low to moderate income families.	
2013	Capital funding for materials and specialized labor for implementation of safety related repairs in Carrollton neighborhoods focused on seniors and low to moderate income families. One (1) Household was assisted.	



U.S. Department of Housing and Urban Development  
Office of Community Planning and Development  
Integrated Disbursement and Information System  
CDBG Activity Summary Report (GPR) for Program Year 2014  
CARROLLTON

Date: 28-Jan-2016  
Time: 13:42  
Page: 31

---

Total Funded Amount:	\$3,579,824.44
Total Drawn Thru Program Year:	\$3,204,255.78
Total Drawn In Program Year:	\$938,766.38

---

## **APPENDIX 4 – CARROLLTON SOCIAL SERVICE AGENCIES AND SERVICES OFFERED**

### **Bea's Kids**

Contact: Ms. Bea Salazar – Director  
P.O. Box 110165 Carrollton, TX 75011- 0065  
Phone: 469-892-6300 Fax: 469-892-6304  
Email: [beasalazar@beaskids.org](mailto:beasalazar@beaskids.org)

Website: [www.beaskids.org](http://www.beaskids.org)

- Bea's Kids is a non-profit 501(c)(3) organization that has been serving underprivileged children and parents since 1990. Services include educational, cultural, recreational and sports programs and activities. The program also provides food, clothing and medical/dental care. Bea's Kids leads a crusade against hunger, illiteracy, domestic strife, parental neglect, drugs, violence, gangs, school dropouts and poverty.

### **CASA of Denton County, Inc.**

Contact: Ms. Sherri Gideon - Executive Director  
614 N. Bell Avenue, Denton, Texas 76209  
Phone: 940-243-2272 Fax: 940-243-1605  
E-mail: [sgideon@casadenton.org](mailto:sgideon@casadenton.org)

Website: [www.casadenton.org](http://www.casadenton.org)

- CASA of Denton County, Inc. serves children (ages 0 to 18) who have been removed from their homes by Child Protective Services due to abuse or neglect. Their service area is Denton County and includes children from the portion of Carrollton within Denton County. CASA provides independent, objective guidance in court regarding the children's best interests and is a constant provider of support during that experience.

### **Children's Advocacy Center for Denton County**

Contact: Mr. Dan Leal - Executive Director  
1854 Cain Drive; Lewisville, Texas 75077  
Phone: 972-317-2818 Fax: 972-317-6989  
Email: [dan@cacdc.org](mailto:dan@cacdc.org)

Website: [www.cacdc.org](http://www.cacdc.org)

- This is a child-friendly environment for joint child abuse investigations by police and Child Protective Services. Some of the functions include video-taped interviews, comprehensive therapy services, information and referral and facilitation of joint investigations. Multiple professionals are involved in investigations including a Carrollton Police Child Abuse Investigator.

### **Christian Community Action**

Jared Crump – Grant Administrator  
200 South Mill St., Lewisville, TX 75057  
Phone: 972-219-4379 Fax: 972-219-4339  
E-mail: [jared.crump@ccahelps.org](mailto:jared.crump@ccahelps.org)

Website: [www.ccahelps.org](http://www.ccahelps.org)

- CCA provides Carrollton residents with the following services; weekly food, rental/utility assistance, transportation, vocational training, gas vouchers and healthcare. Some residents also enroll on CCA's Vocational Training programs that include the following classes; General Educational Development (GED), English as a Second Language (ESL), Computer Training, Budgeting and Job Search.

### **The Family Place**

Contact: Ms. Paige Flink - Executive Director  
P.O. Box 7999; Dallas, Texas 75209  
Phone: 214-559-2170 Fax: 214-443-7797



Email: [phflink@familyplace.org](mailto:phflink@familyplace.org)

Website: [www.familyplace.org](http://www.familyplace.org)

- The Family Place provides proactive prevention and intervention, extensive community education, and caring advocacy and assistance for victims of family violence.

### **Keep Carrollton Beautiful**

Contact: Ms. Cathy Henesey – Chair and Board of Director

P.O. Box 111175 Carrollton, TX 75011

Phone: 972-996-6993 (informational line)

E-mail: [cathysphr@verizon.net](mailto:cathysphr@verizon.net)

Website: [www.keepcarrolltonbeautiful.org](http://www.keepcarrolltonbeautiful.org)

- Keep Carrollton Beautiful is a 501(c)(3) non-profit organization dedicated to beautifying the community and providing programs to enhance the quality of life. Keep Carrollton Beautiful provides education services, litter and waste reduction services, and beautification services.

### **Metrocrest Community Clinic**

Contact: Lisa Rigby, Director

Plaza 1, Suite 149, One Medical Parkway, Farmers Branch, TX 75234

Phone: 972-484-8444, Fax: 972-484-0051

Email: [lrigby@metrocrestcommunityclinic.org](mailto:lrigby@metrocrestcommunityclinic.org)

-The Metrocrest Community Clinic provides low cost primary care and a limited number of specialty services to uninsured low income residents between the ages of 16 and 65. The focus of the clinic is on providing patients a medical home which will help them improve and maintain their health by regular visits with a physician, educational services and access to resources for Metrocrest Community Clinic

### **Metrocrest Services**

Contact: Mr. Tracy Eubanks - Executive Director

13801 Hutton Dr., Suite 150; Farmers Branch, Texas 75006

Phone: 972-446-2100 Fax: 214-694-2171

Email: [teubanks@metrocrestsocialservices.org](mailto:teubanks@metrocrestsocialservices.org)

Website: [www.metrocrestsocialservices.org](http://www.metrocrestsocialservices.org)

- Metrocrest Services provides information, referral and short-term emergency assistance for rent, utilities, food, clothing, medical and other financial needs in time of family crisis. Other services include job assistance, food bank and thrift store. Metrocrest Services collaborates and partners with local governments, business and non-profits for mobilization and maximization of resources.

### **Mosaic of Dallas**

2245 Midway Rd. Ste. 300, Carrollton, TX 75006-4958

Phone: 972.866.9989

website: [www.mosaicinfo.org](http://www.mosaicinfo.org)

-Mosaic is a faith-based organization serving people with intellectual disabilities. They have five ICF-ID (Intermediate Care Facilities for people with Intellectual Disabilities) group homes that provide 24-hour supports. Three homes are in Carrollton and two homes are located in Richardson. They provide Residential Group Homes, Supported Apartments, Host Homes, In-Home Supports, Coordination of Health Care Services, Vocational Training, Day Services, Transportation, Social/Recreational/Spiritual Activities and the Texas Home Living Waiver Program (TxHmL).



#### APPENDIX 5 – CERTIFICATION

As the Chief Executive Officer (CEO) of the City of Carrollton, I certify that the information identified and contained in the Program Year 2014 Consolidated Annual Performance and Evaluation Report (CAPER) for the City of Carrollton is accurate to the best of my knowledge.



Leonard Martin  
City Manager

12-16-15

Date