



CARROLLTON

T E X A S

Program Year 2011 Consolidated Annual Performance and Evaluation Report

Amended December 2014



The City of Carrollton's NOTICE was awarded third place in the *Neighborhoods USA* 2007 Best Neighborhood Program of the Year Award under the category of physical revitalization/beautification.

Prepared By:

City of Carrollton, Community Services Division, 1945 East Jackson Road, Carrollton, Texas 75006



CARROLLTON

T E X A S

City Council

Mathew Marchant, Mayor
Jeff Andonian, Place 1
Anthony Wilder, Place 2
Doug Hrbacek, Place 3

Bob Garza, Place 4
Kevin Falconer, Place 5
Terry Simons, Place 6
Lisa Sutter, Place 7

Neighborhood Advisory Commission

Pam Mulligan, Seat 1
Marilyn Roppolo, Seat 2
Elida Munoz, Seat 3
Anil Joseph, Seat 4
Nancy Putnam, Seat 5

Debi Whitley, Seat 6
Eric Dick, Seat 7
Melvin Chadwick, Seat 8
George Barnes, Seat 9

December 2012

RESOLUTION NO. **3576**

RESOLUTION NO. **3576** OF THE CITY COUNCIL OF THE CITY OF CARROLLTON, TEXAS ADOPTING THE PROGRAM YEAR 2011 CONSOLIDATED ANNUAL PERFORMANCE AND EVALUATION REPORT (CAPER) FOR THE COMMUNITY DEVELOPMENT BLOCK GRANT (CDBG) PROGRAM, TO BECOME EFFECTIVE UPON ITS PASSAGE AND APPROVAL.

WHEREAS, the City of Carrollton received \$740,736 in Community Development Block Grant funds from the United States Department of Housing and Urban Development and has prepared a Consolidated Annual Performance and Evaluation Report in partial fulfillment of the requirements to continue participating in this federal program; and

WHEREAS, the Neighborhood Advisory Commission reviewed the draft PY 2011 Consolidated Annual Performance and Evaluation Report (CAPER); and

WHEREAS, on November 8, 2012, the Neighborhood Advisory Commission held a public hearing on the draft PY 2011 CAPER, and, after all persons were given an opportunity to present verbal and written testimony, did consider and make recommendation to adopt the PY 2011 CAPER; and

WHEREAS, the City Council, after having made the draft PY 2011 CAPER available for public review in accordance with Federal law, conducted a public hearing on December 4, 2012, and thereby provided all persons with an opportunity to present verbal and written testimony for a period in excess of thirty days; and

WHEREAS, the City Council has concluded that the adoption of the PY 2011 CAPER is in the best interest of the City and is for the purpose of continued participation in the program and in securing additional community development resources for the primary benefit of low and moderate income citizens;

NOW, THEREFORE, BE IT RESOLVED BY THE CITY COUNCIL OF THE CITY OF CARROLLTON, TEXAS:

SECTION 1: THAT the PY 2011 CAPER, which is attached hereto and incorporated herein for all purposes, documents the performance and accomplishments of the Community Development Block Grant program as related to the adopted 2009-2014 Consolidated Plan and is hereby adopted by the City Council.

SECTION 2: THAT this report will constitute the PY 2011 CAPER for the City of Carrollton, Texas for all matters related to program accomplishments and performance relative to the Community Development Block Grant program and other programs administered by the United States Department of Housing and Urban Development.


SECTION 3: THAT this resolution shall become and be effective on and after its passage and approval.

SECTION 4: THAT the City Manager is authorized to sign the required report certification.


PASSED AND APPROVED BY THE CITY COUNCIL OF THE CITY OF CARROLLTON, TEXAS on this the 4th day of December, 2012.

CITY OF CARROLLTON

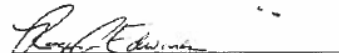
ATTEST:


Ashley Mitchell
City Secretary





Matthew Marchant
Mayor

APPROVED AS TO FORM:


Regina Atwell Edwards
Assistant City Attorney

APPROVED AS TO CONTENT:


Scott Hudson
Environmental Services Director

DECEMBER 2014

RESOLUTION NO. 3767

A RESOLUTION OF THE CITY COUNCIL OF THE CITY OF CARROLLTON, TEXAS, ADOPTING THE PROGRAM YEAR 2013 CONSOLIDATED ANNUAL PERFORMANCE AND EVALUATION REPORT, AMENDMENTS TO THE PROGRAM YEAR 2011 AND PROGRAM YEAR 2012 ACTION PLANS, AND AMENDMENTS TO THE PROGRAM YEAR 2011 AND PROGRAM YEAR 2012 CONSOLIDATED ANNUAL PERFORMANCE AND EVALUATION REPORTS FOR THE COMMUNITY DEVELOPMENT BLOCK GRANT; AND PROVIDING AN EFFECTIVE DATE.

WHEREAS, the City of Carrollton received \$747,699 in Community Development Block Grant funds from the United States Department of Housing and Urban Development in Program Year (PY) 2013; and has prepared a Consolidated Annual Performance and Evaluation Report (CAPER) and amendments to the PY 2011, PY 2012 Action Plans and CAPERs in partial fulfillment of the requirements to continue participating in this federal program; and

WHEREAS, the Neighborhood Advisory Commission reviewed the draft Program Year 2013 CAPER and amendments to the PY 2011, PY 2012 Action Plans and CAPERs; and

WHEREAS, on November 13, 2014, the Neighborhood Advisory Commission held a public hearing on the draft PY 2013 CAPER and proposed amendments to the PY 2011, PY 2012 Action Plans and CAPERs, and, after all persons were given an opportunity to present verbal and written testimony, did consider and make recommendation to adopt the PY 2013 CAPER amendments to the PY 2011, PY 2012 Action Plans and CAPERs; and

WHEREAS, the City Council, after having made the draft PY 2013 CAPER available for public review in accordance with Federal law, conducted a public hearing on December 9, 2014, and thereby provided all persons with an opportunity to present verbal and written testimony for a period in excess of thirty days; and

WHEREAS, the City Council has concluded that the adoption of the PY 2013 CAPER and amendments to the PY 2011, PY 2012 Action Plans and CAPERs is in the best interest of the City and is for the purpose of continued participation in the program and in securing additional community development resources for the primary benefit of low and moderate income citizens;

NOW, THEREFORE, BE IT RESOLVED BY THE CITY COUNCIL OF THE CITY OF CARROLLTON, TEXAS, THAT:

SECTION 1.

The PY 2013 CAPER and a summary of the amendments to the PY 2011, PY 2012 Action Plans and CAPERs, which are attached hereto and incorporated herein for all purposes, document the performance and accomplishments of the Community Development Block Grant program as related to the adopted 2009-2014 Consolidated Plan and are hereby adopted by the City Council.

Resolution No. 3767

SECTION 2.

This report will constitute the PY 2013 CAPER and amendments to the PY 2011, PY 2012 Action Plans and CAPERS for the City of Carrollton, Texas for all matters related to program planning, accomplishments, and performance relative to the Community Development Block Grant program and other programs administered by the United States Department of Housing and Urban Development.

SECTION 3.

The City Manager is authorized to sign the required program certifications.

SECTION 4.


This resolution shall take effect immediately from and after its passage.

PASSED AND APPROVED BY THE CITY COUNCIL OF THE CITY OF CARROLLTON, TEXAS on this the 9th day of December, 2014.

CITY OF CARROLLTON, TEXAS



Matthew Marchant, Mayor

ATTEST:


Krystle F. Nelinson, City Secretary



APPROVED AS TO FORM:


Meredith A. Ladd, City Attorney

APPROVED AS TO CONTENT:


Scott Hudson, Environmental Services Director

| | | |
|-------|--|----|
| I. | INTRODUCTION | 1 |
| II. | EXECUTIVE SUMMARY | 1 |
| III. | CONSOLIDATED PLAN | 1 |
| IV. | CONSOLIDATED ANNUAL PERFORMANCE AND EVALUATION REPORT (CAPER) | 2 |
| V. | RESOURCES AVAILABLE | 2 |
| VI. | CITIZEN PARTICIPATION | 4 |
| VII. | PUBLIC NOTICES | 5 |
| VIII. | PY 2011 CAPER ACTIVITY NARRATIVES | 6 |
| | a. Housing and Community Development Objectives | 6 |
| | b. Non-Housing Community Development Strategies, Priorities and Accomplishments | 9 |
| | c. Housing Strategies, Priorities and Accomplishments | 13 |
| | d. Priority Population Strategies, Priorities and Accomplishments | 16 |
| | e. Anti-Poverty Strategy Accomplishments | 20 |
| | f. Lead-Based Paint Strategy | 20 |
| | g. Affirmatively Furthering Fair Housing | 21 |
| | h. Foster and Maintain Affordable Housing | 24 |
| | i. Overcoming Barriers to Affordable Housing | 24 |
| | j. Actions to Address Underserved Needs | 25 |
| | k. Public Housing | 25 |
| | l. Institutional Structure and Coordination Efforts | 26 |
| | m. Monitoring Procedures and Standards | 27 |
| IX. | HOME/American Down Payment Initiative (ADDI) | 28 |
| X. | HOMELESS | 28 |
| XI. | Specific Homeless Prevention Elements | 29 |
| XII. | EMERGENCY SHELTER GRANTS (ESG) | 29 |
| XIII. | COMMUNITY DEVELOPMENT | 29 |
| | a. Infrastructure | 29 |
| | b. Streets | 29 |
| | c. Sidewalks | 30 |
| | d. Water and Sewer Lines | 30 |
| | e. Drainage Project | 30 |
| | f. Park Improvements | 30 |
| | g. Neighborhood Reinvestment | 30 |
| | h. Neighborhood Targeted Infrastructure and Code Enforcement | 31 |
| XIV. | Anti-Poverty Strategy | 32 |

| | | |
|--------|---|----|
| a. | Non-homeless Needs..... | 33 |
| b. | Domestic Violence | 33 |
| c. | Gang Violence | 33 |
| XV. | HOUSING OF PEOPLE WITH AIDS (HOPWA) | 36 |
| XVI. | OTHER ACTIVITIES | 36 |
| a. | Individuals Assisted by Race / Ethnicity | 37 |
| b. | Individuals Assisted by Median Family Income | 38 |
| c. | Annual Agency Performance | 39 |
| XVII. | PROGRAM EVALUATION | 39 |
| a. | Evaluation of Activities to Address the Needs of the Homeless and Persons with Special Needs and Summary of Activities Related to the Continuum of Care | 28 |
| b. | Evaluation of Activities Involving Acquisition, Rehabilitation or Demolition of Occupied Real Properties | 39 |
| c. | Evaluation of Limited Clientele Activities..... | 40 |
| d. | Evaluation of Housing Rehabilitation Activities | 40 |
| e. | Evaluation of Non-Housing Programs, Projects and Activities | 41 |
| f. | Evaluation of the Leveraging of Resources..... | 41 |
| g. | Evaluation of Performance in Meeting Specific Objectives in the 2009-2014 Consolidated Plan and Identification of Any Changes to the Program as a Result of the Evaluation..... | 41 |
| h. | Evaluation of Actions and Efforts in Relation to Certification..... | 42 |
| i. | Unliquidated Obligations and/or Funds Awaiting Project Identification..... | 42 |
| j. | Performance Measurement System..... | 43 |
| XVIII. | CERTIFICATION | 44 |
| XIX. | PY 2011 PROJECT MAP | 46 |
| XX. | CDBG ACCOUNTS LEDGER | 47 |
| XXI. | IDIS ACTIVITY SUMMARY (PR03) – PY 2011 | 48 |
| XXII. | CDBG FINANCIAL SUMMARY (PR 26) – PY 2011 | 76 |
| XXIII. | FINANCIAL SUMMARY ATTACHMENT – PY 2011..... | 79 |

APPENDICES

| | |
|---|----|
| Appendix A – Summary of Citizen Comments..... | 81 |
| Appendix B – Social Service Agencies and Services Offered | 83 |

THIS PAGE INTENTIONALLY LEFT BLANK

INTRODUCTION

In accordance with 24 CFR Part 91.520 of Title I of the Housing and Community Development Act of 1974, as amended, the City of Carrollton, a Federally-designated entitlement community, is required to conduct an annual review of its Community Development Block Grant (CDBG) Program and report on the progress it has made in implementing its five-year strategic plan to the United States Department of Housing and Urban Development (HUD). This document represents the City of Carrollton's 2011 Program Year (PY) Consolidated Annual Performance and Evaluation Report (CAPER) for the Community Development Block Grant (CDBG) Program. Further, the document reports on the specific projects and activities that were undertaken during the 2011 program year to address Carrollton's community development priorities as established in the 2009-2014 Carrollton Consolidated Plan.

EXECUTIVE SUMMARY

The following Consolidated Annual Performance and Evaluation Report represents the third year of completion of the City of Carrollton's 2009-2014 Consolidated Plan. It evaluates activities that were undertaken in Program Year 2011 to address priority community needs. The report outlines and describes the accomplishments of the projects and activities of Program Year 2011.

The objective of the City of Carrollton's Community Development Block Grant (CDBG) Program is to support activities which meet at least one of the primary national CDBG objectives, i.e. development of viable urban communities by providing a suitable living environment, decent housing and expansion of economic opportunities for persons of low and moderate income.

CONSOLIDATED PLAN

Carrollton's 2009-2014 Consolidated Plan describes the City's strategies and anticipated resources over a five-year period that will help to create a stronger link between the needs of the City and applicable strategies and available resources. Based on the needs analysis of the City of Carrollton in 2011, the following strategy areas were identified and are reaffirmed in this annual report:

- Infrastructure Improvements: Includes improvements to streets, sidewalks and water and sanitary sewer lines;
- Public Facility and Park Improvements: Includes improvements to existing public facilities and the construction of new facilities;
- Human Service Strategies: Enhancement of services to meet the needs of low-to-moderate income citizens;
- Lead-Based Paint: Education and reduction of lead-based paint hazards to all citizens at risk;
- Housing: Education and assistance to all citizens in the furtherance of fair, safe and affordable housing opportunities;
- Economic Development & Anti-Poverty Strategy: Support training and employment opportunities for all citizens.

CONSOLIDATED ANNUAL PERFORMANCE AND EVALUATION REPORT (CAPER)

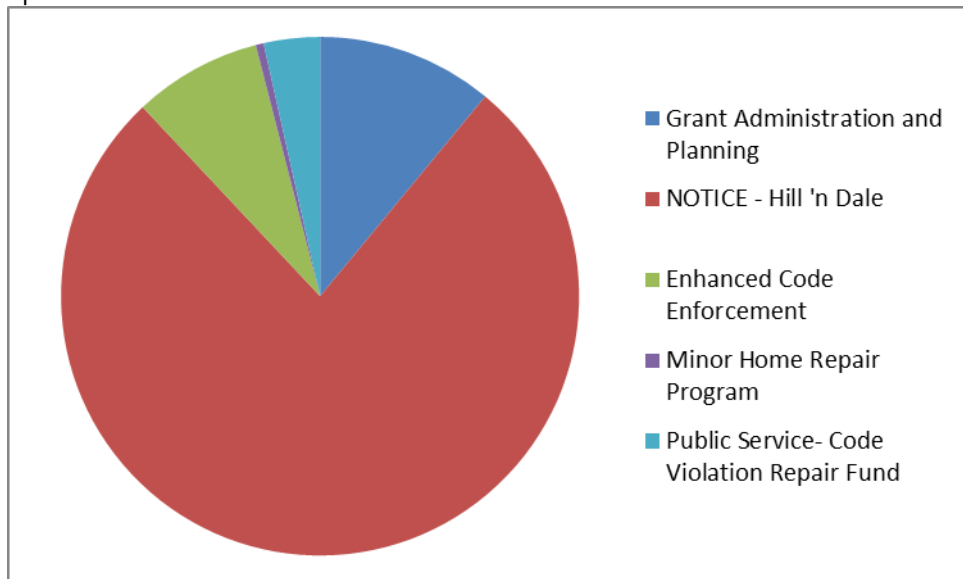
The City of Carrollton's PY 2011 Consolidated Annual Performance and Evaluation Report (CAPER) contains the following basic elements:

- It provides the U.S. Department of Housing and Urban Development (HUD) with necessary information for the Department to meet its regulatory requirement to assess Carrollton's ability to carry out the Community Development Block Grant (CDBG) Program in compliance with all applicable rules and regulations;
- It provides information necessary for HUD's Annual Report to the U.S. Congress;
- It provides the City of Carrollton with an opportunity to describe and relay to its citizens the many successes of the program in meeting the strategies stated in the 2009-2014 Consolidated Plan.

RESOURCES AVAILABLE

The City of Carrollton is an entitlement community under HUD's Community Development Block Grant (CDBG) Program. During the 2011 Program Year, October 1, 2011 through September 30, 2012, the following new funding was available to the City of Carrollton to further the objectives of the 2009-2014 Consolidated Plan:

In Program Year 2011, the City of Carrollton allocated a total of \$756,129.02 in funds to meet these objectives. The specific allocation of those funds is as follows:



- 11% \$82,525 dedicated to grant administration and planning
- 77% \$583,629.02 dedicated to physical improvements to the infrastructure within the oldest areas of the Community

- 3.5% \$24,521 dedicated to public service to preserve and enhance neighborhoods throughout the city.
- .5% \$5,000 dedicated to the development of the City's Minor Home Repair Program
- 8% \$59,975 for enhanced code enforcement in the CDBG Targeted area.

The total amount programmed during PY 2011 was \$756,129.02. Allocation of these funds is as follows:

| Description | Allocation | Dedicated to 2000 CDBG Target Area |
|--|---------------------|---------------------------------------|
| Grant Administration and Planning ~ 11% | \$82,525 | N/A |
| N.O.T.I.C.E. Project - Reconstruction of Sidewalks and Streets – Hill 'N' Dale ~ 77% Phase I <ul style="list-style-type: none"> • 1800 Block of Elmwood • 1800 Block of Fernwood • 1800 Block of Redbud • 1800 Block of Sherwood Place • 1800 Block of Westwood Circle Phase II <ul style="list-style-type: none"> • 1700-1900 Blocks of McKamy Dr. • 1800 Block of Angelridge Ct. • 1800 Block of Briarcrest Cove • 1800 Block of Dale Cove • 1800 Block of Edgecliff Cove • 1800 Block of Highmeadow Cove • 1800 Block of Highridge • 1800 Block of Hilldale • 1800 Block of Meadowbrook Cove • 1800 Block of Ridgemeanow • 1800 Block of Ridgeway • 1800 Block of Shay View Cove | \$583,629.02 | 100% Low-Moderate Income area only |
| Minor Home Repair Program ~ .5% Capital funding for materials and specialized labor for implementation of minor home repair program | \$5,000 | ~ 50% City-wide |
| Public Service- 3.5% Capital funding for materials and specialized labor For implementation of safety related repairs in Carrollton neighborhoods focused on properties of seniors and low to moderate income families. | \$24,521 | ~ 50% City-wide |
| Enhanced Code Enforcement ~ 8% Funding for one code enforcement officer in the 2000 CDBG Targeted Area | \$59,975 | 100% Low-Moderate Income area only |
| Total | \$756,129.02 | |

*The Hill 'N' Dale project is still in the design phase of construction, and no funds have been spent from the account to date. The delay in construction was due to a small portion of the project site being located within a flood plain. The Department of Housing and Development requires that all projects within a flood plain be given a full environmental review, which necessitated extra time in the planning phase. Construction is expected to begin winter of 2013.

In addition, the City of Carrollton made available \$274,925 for local social service agencies with General Fund resources.

To ensure general citizen participation in the PY 2011 CAPER process, the City followed its adopted 2009-2014 Citizen Participation Plan.

The Neighborhood Advisory Commission held a public hearing on November 8, 2012 and the City Council held a public hearing on December 4, 2012. After the PY 2011 CAPER was drafted, an advertisement was placed in the *Carrollton Star-Leader* summarizing the accomplishments and announcing that the report was available for public review.

In PY 2011, CDBG-funded activities include housing activities, grant administration and public infrastructure improvements. This document also identifies other housing and community development actions that were implemented last year. These include the prevention of homelessness, the reduction of lead-based paint hazards, removal of barriers to affordable housing and addressing the needs of special needs populations.

CITIZEN PARTICIPATION

To ensure general citizen participation in the PY 2011 Consolidated Annual Performance and Evaluation Report (CAPER) process, the City followed its adopted 2009-2014 Citizen Participation Plan. Information on the public hearing was developed and distributed to City Council, Neighborhood Advisory Commission (NAC) and the City's website. Notices were also published in the Carrollton *Star-Leader*, the City's weekly newspaper of record.

Citizen participation is highly encouraged during the review period. Public hearing notices are published at least two weeks prior to each public hearing. Citizen participation is welcomed in-person at the public hearing and in writing by mail, email and fax. One public hearing notice is published before the NAC meeting and another public hearing notification is published before the Council public hearing.

Public Comments

Citizens are encouraged to offer input regarding the City's use of CDBG funds and several opportunities are available for input. Opportunities include public hearings.

Advertising

After the CAPER PY 2011 was drafted, an advertisement was placed in the *Carrollton Star-Leader* summarizing the plan and announcing that the plan was available for public review. All public announcements are posted at City Hall and on the City's website. Language translation services at meetings as well as in general informational sessions are available and provided if requested. Public hearings are held at City facilities which are ADA compliant.

Instructions were also provided on how to submit comments regarding the document. The advertisement also included pertinent information on upcoming public hearings. All comments were addressed before submitting the plan to HUD.

Neighborhood Advisory Commission (NAC) Public Hearing – November 8, 2012

On November 8, 2012, the Neighborhood Advisory Commission (NAC) held a public hearing to receive comments on the draft PY 2011 Consolidated Annual Performance and Evaluation Report (CAPER). Having heard all comments, the NAC voted 8 to 0 to accept the report and transmit a draft version to the City Council for final action.

Public comments received are as follows:

- Prior to or during the November 8, 2012 Public Hearing, no public comments, spoken or otherwise, were received by the NAC on the PY 2011 CAPER.

City Council – Public Hearing – December 4, 2012

On December 4, 2012, the City Council held a public hearing to receive comments on the draft PY 2011 Consolidated Annual Performance and Evaluation Report (CAPER) and, after receiving all comments, the City Council closed the public hearing and voted 7 to 0 to adopt the report by resolution and transmit a final version of the document to the United States Department of Housing and Urban Development (HUD).

Public comments received during the December 4, 2012 public hearing are as follows:

- Prior to the actual public hearing, no public comments, spoken or otherwise, were received by the City Council on the PY 2011 CAPER.
- During the December 4, 2012 public hearing, no public comments, spoken or otherwise, were received by the City Council on the PY 2011 CAPER.

No other comments, spoken or otherwise, were received by the City Council prior to, during or after the public hearing process.

Neighborhood Advisory Commission (NAC) Public Hearing – November 13, 2014

On November 13, 2014, the Neighborhood Advisory Commission (NAC) held a public hearing to receive comments on the amendments to the draft PY 2011 Action Plan and PY11 Consolidated Annual Performance and Evaluation Report (CAPER). Having heard all comments, the NAC voted 9 to 0 to accept the amended report and transmit a draft version to the HUD.

Public comments received are as follows: none

City Council Public Hearing – December 9, 2014

On December 9, 2014, the City Council held a public hearing to receive comments on the amendments to the draft PY 2011 Action Plan and PY11 Consolidated Annual Performance and Evaluation Report (CAPER). Having heard all comments, the City Council voted 7 to 0 to accept the amended report and transmit a draft version to the HUD.

Public comments received are as follows: none

PUBLIC NOTICES

The advertisement presented below was featured as a highlight on the City's website. In addition, a digital copy of the report was made available on-line. A slightly modified version of the advertisement was also published in *The Carrollton Leader - Star*, the City's local newspaper of record, on October 10 and again on November 14, 2012.

NOTICE OF PUBLIC HEARING

On October 1, 2011, the City of Carrollton received \$740,736 of Community Development Block Grant (CDBG) funds from the United States Department of Housing and Urban Development (HUD). According to Federal regulations, these funds must be utilized for the principal benefit of persons of low-to-moderate income in Carrollton.

Last year's accomplishments include: reconstruction of streets and sidewalks in the Park Place neighborhood, Phase II, successful completion of 9 Minor Home Repair projects and a total of 1,639 code enforcement actions in the CDBG target area. The City expended 100 percent of its CDBG funds for activities that principally benefit low and moderate income persons.

The City of Carrollton is currently in the process of preparing a final Consolidated Annual Performance and Evaluation Report (CAPER) for the 2011 program year. This document reviews and reports on the accomplishments of the Carrollton CDBG program for the period spanning October 1, 2011 through September 30, 2012. A draft copy of the report is available for public review at City Hall, 1945 E Jackson Road, in the Office of Community Development and a digital copy is available on-line at <http://www.cityofcarrollton.com>.

The Neighborhood Advisory Commission (NAC) will hold a public hearing on November 8, 2012 to receive your comments on the Consolidated Annual Performance and Evaluation Report (CAPER) for the 2011 program year. The public hearing will be held at 6:30 p.m. in the City Council Briefing Room on the 2nd Floor of City Hall, 1945 E Jackson Road.

In addition, the City Council will hold a public hearing on December 4, 2012 to receive your comments on the Consolidated Annual Performance and Evaluation Report (CAPER) for the 2011 program year. The public hearing will be held at 5:45 p.m. in the City Council Chambers on the 2nd Floor of City Hall, 1945 E Jackson Road.

If you are unable to attend, you may submit written comments, concerns and/or ideas to the following address:

City of Carrollton
c/o Scott Hudson
Director of Environmental Services
1945 E Jackson Road
Carrollton, Texas 75006



PHONE: (972) 466-4299 FAX: (972) 466-3175
EMAIL: community.development@cityofcarrollton.com

The advertisement presented below was featured as a highlight on the City's website. In addition, a digital copy of the report was made available on-line. A slightly modified version of the advertisement was also published in *The Carrollton Leader - Star*, the City's local newspaper of record, on November 2 and again on November 30, 2014.

NOTICE OF PUBLIC HEARING

The City of Carrollton receives Community Development Block Grant (CDBG) funds from the United States Department of Housing and Urban Development (HUD) on an annual basis. According to Federal regulations, these funds must be utilized for the principal benefit of persons of low-to-moderate income in Carrollton.

The City of Carrollton is currently in the process of amending the PY 2011, PY 2012 and PY 2013 Annual Action Plans. The requested changes in funding designations are primarily the result of reporting HUD requirements. Proposed changes for PY 2011 include removing 8 projects from the Minor Home Repair Program and designating the funding as public service for a total of \$24,521.00. Changes to PY 2012 include removing 4 projects originally designated in the Minor Home Repair program and designating the funding as public service for a total of \$10,473.00. Changes to PY 2013 include removing 1 project originally designated in the Minor Home Repair program and designating the funding as public service for a total of \$4,534.50. These updates will also be noted in the PY 2011, PY 2012 and PY 2013 CAPER report results.

In an effort to solicit increased community participation and involvement in identifying community development needs, the Neighborhood Advisory Commission (NAC) will conduct a public hearing to receive citizen input on Thursday November 13, 2014. The NAC and the City Council cordially invite your comments, concerns and/or ideas on the potential uses of these funds.

The Neighborhood Advisory Commission (NAC) will hold a public hearing on November 13, 2014 to receive your comments on the proposed amendments to the PY 2011, PY 2012 and PY 2013 Action Plans. The public hearing will be held at 6:30 p.m. in the City Council Briefing Chambers Room on the 2nd Floor of City Hall, 1945 E Jackson Road.

The City expends 100 percent of its CDBG funds for activities that principally benefit low and moderate income persons.

If you are unable to attend, you may submit written comments, concerns and/or ideas to the following address:

City of Carrollton 
c/o Tanya Ferencak
Sr. Community Development Specialist
1945 E Jackson Road Carrollton, Texas 75006
PHONE: (972) 466-5742 FAX: (972) 466-3175
EMAIL: Tanya.ferencak@cityofcarrollton.com

PY 2011 CAPER ACTIVITY NARRATIVES

The purpose of the following tables and narratives is to meet the U.S. Department of Housing and Urban Development (HUD)'s requirements governing the annual submission of the Consolidated Annual Performance and Evaluation Report (CFR 91.520). The report describes how Community Development Block Grant (CDBG) funds were allocated in PY 2011 to address priority needs identified in the 2009-2014 Carrollton Consolidated Plan. The narratives also outline how the City used other resources to meet those needs.

Housing and Community Development Objectives

The City of Carrollton is committed to the on-going goals of supporting the development of safe, decent and affordable housing and improving the quality of life for all residents. Toward this end, the following list of goals and priorities were developed in partnership with the community. It is anticipated that as the 2009-2014 Consolidated Plan is implemented the goals and priorities could be modified to reflect the challenges encountered. This is a dynamic plan of action to achieve desired community development goals.

Goal No. 1: Revitalize and maintain public infrastructure in the City's low and moderate income neighborhoods.

Goal No. 2: Preserve and strengthen existing housing stock through minor home repair and rehabilitation programs.

Goal No. 3: Assist local social service providers targeting low to moderate income residents.

Carrollton's housing and community development objectives include, but are not limited to the following:

- Enhancement and preservation of infrastructure and public facilities.
- Elimination of conditions which are detrimental to the health, safety and public welfare.
- Preservation and enhancement of existing housing stock.
- Restoration and preservation of properties of special regard in terms of history, architectural style and/or aesthetics.
- Alleviation of physical and economic distress through the stimulation of private investment.

Accomplishments

- Last year, the Minor Home Repair Program successfully implemented 1 projects to assist low-to-moderate income homeowners with minor exterior home repairs such as: fence repair, walkway repair, roofing projects, etc.
- Last year the public service component for the preservation of neighborhoods throughout the city implemented 8 projects to assist low to moderate income homeowners with health and safety issue repairs on their property such as fence removal and repair and walkway repair.
- Pursued 1,639 new code enforcement cases in CDBG target area.
- Processed four (4) units of unsafe and sub-standard housing.
- Hill 'N' Dale N.O.T.I.C.E project was scheduled to begin construction during PY 2011, however, the project necessitated additional environmental review due to a small section of the project located in a flood plain. The City hired a consultant to complete the review, and once the review was completed the project which consists of reconstruction of existing roads, sidewalks and utilities went to the design phase. The Hill 'N' Dale project is expected to begin construction in early 2013.



Public Service Fence Project



MHRP Siding and Paint Project

Non-Housing Community Development Strategies, Priorities and Accomplishments

The following list of strategies and priorities was developed in partnership with the community. Accomplishments during PY 2011 have been identified in the far right column of the table. A complete discussion of non-housing community development needs can be found in Section IV of the 2009-2014 Carrollton Consolidated Plan.

| Strategy | Target Population | Funds Allocated during Year/Sources | 5-Year Accomplishments (2009-2014) | | PY 2011 Accomplishments |
|---|---|---|---|--|---|
| | | | PY 2011 (Yr. 3) | Total CP Years | |
| Preserve and enhance neighborhoods throughout the city. | City-wide specifically 2000 CDBG Target Area | Approximately \$82,525 in general funds resources Approximately \$82,525 in CDBG funds | 2 employees | 2 employees | In PY 2011, the City allocated general fund resources for the implementation of this strategy. These funds are used for staffing and capital funds for the Neighborhood Enhancement Matching Grant Program (NEMGP). The Community Services Office also works on an ongoing basis to foster stronger partnerships in neighborhoods throughout the community. Special attention is focused on the oldest areas of the city. |
| | | \$15,000 in general funds resources | 1 project | 36 projects since inception | |
| | CDBG Target Area | \$59,975 CDBG Funds | 1,639 cases | 12,809 since inception | During PY 2011, the City initiated 1,639 new code enforcement cases in the CDBG 2000 Target Area. |
| | City-wide specifically 2000 CDBG Target Area | \$24,521 CDBG Funds | 8 households | 8 households since inception | During PY2011, the City allocated \$24,521.00 in CDBG public service funds to address emergency repair and safety issues on low to moderate income homeowners properties. To date eight (8) households have been awarded and implemented under this program. |
| Continue to work proactively in securing additional resources to meet community infrastructure needs. | CDBG Target Area, renovate streets, sidewalks and utility lines | \$3.5 million in general funds – Park Place \$747,269.62 CDBG funds | Park Place Ph. II, 5,478 LF of sanitary sewer lines and 3,454 LF of water lines | Park Place Ph. I & II 12,892 LF of streets, 24,217 LF of sidewalks, 12,132 LF of | In PY 2010, the City allocated approximately \$7.0 million in General Fund resources to fund infrastructure project in CDBG-eligible Park Place neighborhood. In addition to General Fund resources, \$747,269.62 CDBG funds in PY 2010 were allocated towards the Park Place project. PH I |

| | | | | | |
|--|---|---|---|--|--|
| | | | | sanitary sewer lines and 3,454 LF of water lines | construction was completed in PY 2009. PH II was completed winter 2012. The project consisted of reconstruction of all of the sub-standard utility lines, streets and sidewalks in the Park Place neighborhood (See Table on pg. 3 for additional details). The next N.O.T.I.C.E project will be the Hill 'N' Dale reconstruction which was anticipated to begin in PY 2011; due to unforeseen circumstances construction has been delayed to winter of 2013. |
| Establish a more proactive municipal presence in older neighborhoods across the city. | City-wide specifically 2000 CDBG Target Area | \$82,525 in CDBG funds for Grant Administration and Planning \$15,000 in general funds resources | 2 employees 1 project | 2 employees 36 projects since inception | In PY 2011, the City allocated general fund resources for the implementation of this strategy. These funds are used for staffing and capital funds for the Neighborhood Enhancement Matching Grant Program. The Community Services Office also works on an ongoing basis to foster stronger partnerships in neighborhoods throughout the community. Special attention is focused on the oldest areas of the city. In PY 2011, the City made \$15,000 in General Fund resources available for Neighborhood Enhancement Matching Grant Projects. To date, thirty-six (36) projects have been awarded and implemented under this program. |
| Establish a reinvestment plan for the reconstruction and/or enhancement of infrastructure in older neighborhoods throughout the community. | CDBG Target Area, renovate streets, sidewalks and utility lines | \$3.5 million in general funds – Park Place \$747,269.62 CDBG funds | Park Place Ph. II 6,650 LF of streets, 14,495 LF of sidewalks, 5,478 LF of sanitary sewer lines and 3,454 LF of water lines | Park Place Ph. I & II 12,892 LF of streets, 24,217 LF of sidewalks, 12,132 LF of sanitary sewer lines and 10,351 LF of water lines | First implemented in 2002, this program is ongoing. The first infrastructure project to benefit from this program was the Rollingwood Estates Neighborhood followed by two phases of Holiday Park Neighborhood streets, sidewalks, water, and sewer replacements. The third NOTICE project, Carrollton Highlands Neighborhood was completed in January 2008 followed by Francis Perry Estates (FPE) Neighborhood was completed in Summer 2009. Phase I of Park Place project was completed in PY 2009 and Phase II was completed in Winter 2012. As of PY 2011, \$45.7 million has been allocated under the Neighborhood-Oriented Targeted Infrastructure and |

| | | | | | |
|--|---|--|--|---|---|
| | | | | | <p>Code Enforcement (NOTICE) Program. Nearly 54.9 miles of utility lines, streets, sidewalks and alleys have been repaired or replaced.</p> <p>It is anticipated that this plan will be in continuous evolution as additional needs are identified. Efforts are currently underway to increase the effectiveness of neighborhood integrity initiatives in older areas of the community.</p> <p>In PY 2011, the City allocated \$82,525 in CDBG funds for grant administration and planning. These funds paid the salaries and operating expenses for two (2) staff members to work with community groups and City staff to implement this strategy. Activities include, but are not limited to the implementation, coordination, monitoring and evaluation of CDBG eligible activities. To date (PY 1999-2010), approximately \$1,387,266 has been allocated for this activity.</p> |
| Proactively replace or construct sidewalks in predominately lower-income neighborhoods. | CDBG Target Area, renovate streets, sidewalks and utility lines | \$3.5 million in general funds – Park Place \$747,269.62 CDBG funds | Park Place Ph. II 6,650 LF of streets, 14,495 LF of sidewalks, 5,478 LF of sanitary sewer lines and 3,454 LF of water lines | Park Place Ph. I & II 12,892 LF of streets, 24,217 LF of sidewalks, 12,132 LF of sanitary sewer lines and 10,351 LF of water lines | <p>In PY 2009 and 2010, the City allocated approximately \$3.5 million in general funds resources for the Park Place neighborhood. Phase I completed in PY 2009 and Phase II was completed during the Winter of 2012.</p> <p>As of PY 2011, \$45.7 million has been allocated under the Neighborhood-Oriented Targeted Infrastructure and Code Enforcement (NOTICE) Program. Nearly 54.9 miles of utility lines, streets, sidewalks and alleys have been repaired or replaced.</p> |
| Proactively replace and construct drainage improvements in predominantly lower-income neighborhoods. | | | | | No action taken on this strategy in PY 2011. |

| | | | | | |
|---|---|--|---|--|--|
| On an as needed basis, assist in the rehabilitation of community facilities that principally serve lower income citizens. | | | | | No action taken on this strategy in PY 2011. |
| Replace or construct new sewer lines and water mains in predominantly lower income neighborhoods. | CDBG Target Area, renovate streets, sidewalks and utility lines | \$3.5 million in general funds – Park Place \$747,269.62 CDBG funds | Park Place Ph. II, 5,478 LF of sanitary sewer lines and 3,454 LF of water lines | Park Place Ph. I & II 12,132 LF of sanitary sewer lines and 10,351 LF of water lines | In PY 2009 and 2010, the City allocated approximately \$3.5 million in general funds resources for the Park Place neighborhood. Phase I completed in PY 2009 and Phase II. |

Housing Strategies, Priorities and Accomplishments

The following list of goals and priorities was developed in partnership with the community during the preparation of the 2009-2014 Carrollton Consolidated Plan. Accomplishments during PY 2011 have been identified in the far right column of the table. A complete discussion of housing in Carrollton can be found on pages 1-16, Section III of the City's Consolidated Plan.

| Strategy | PY 2011 | Target Population & | Narrative | | |
|---|---|--|------------------------------------|-------------------------------------|---|
| Five Year Goal | Annual Goal | Anticipated Results | PY2011 | Total CP Years | |
| Increase opportunities for first-time homebuyers. (Priority 1) | DH-2.1 Continue to provide significant information and referral for the Dallas County and Denton County First-Time Homebuyers Programs. | Goal of assisting 60 new potential first-time homebuyers with information and referral | 0 referrals 2 staff members | 90 referrals 2 staff members | No action was taken in PY 2011; staff is currently reviewing options for a first time home buyers program. The programs that the City previously worked with are no longer accepting Carrollton residents due to funding conflicts. In PY 2011, the City allocated \$82,525 in CDBG funds for grant administration and planning. These funds paid the salaries and operating expenses for two (2) staff members to work with interested individuals and entities to implement this strategy. Activities include, but are not limited to the implementation, coordination, monitoring and evaluation of CDBG eligible activities. To date (PY 1999-2010), approximately \$1,387,266 has been allocated for this activity. |
| Create opportunities for elderly and disabled homeowners to make home repairs that represent a risk to their health and/or safety. (Priority 1) | DH-3.4 Proactively work with Senior Adult Services to help develop a viable Section 202 application for the development of an elderly assisted housing project. | Goal of assisting 637 seniors* | 480 seniors | 2,465 seniors | In PY 2011, the City continued to foster a close working relationship with Senior Adult Services (SAS), the major elderly service provider in Carrollton. In addition to Metrocrest Social Services, SAS currently administers a program that addresses this need and the City provided \$138,180 in general fund resources for the program. Approximately 91 percent of the individuals assisted were elderly and 85 percent as such, were presumed to be low-income. For more specific information on the beneficiaries and services of this program, please see the "Other |

| | | | | | |
|---|---|---|---------------------------|---------------------------------------|--|
| | DH-3.3 Further implement the Minor Home Repair Program. Goal of assisting Fifteen (15)* additional income-qualified citizens | Income-qualified residents | 1 household | 64 households | Activities” section of this document. During PY 2011, the Minor Home Repair program provided assistance to one (1) individuals using \$5,000 in CDBG funds. * Please see Minor Home Repair marketing efforts section in footnotes for details on goals and accomplishments. |
| Preserve and enhance the existing housing stock. (Priority 2) | DH-3.3 Further implement the Minor Home Repair Program. Goal of assisting Fifteen (15)* additional income-qualified citizens SL 3.1 Processed four (4) units of unsafe and sub-standard housing in areas affected by significant blight in neighborhood. | Income qualified residents Citizens | 1household 4 units | 64 HH since inception 15 units | During PY 2011, the Minor Home Repair program provided assistance to one (1) household using \$5,000 in CDBG funds. * Please see Minor Home Repair marketing efforts section in footnotes for details on goals and accomplishments. The <u>Neighborhood Integrity Program</u> funded by general funds creates and maintains a quality living environment in the City by taking an active role through code enforcement. Safe, healthy, attractive and clean surroundings are a part of what makes Carrollton a great community to live in. |
| Promote the construction of affordable housing throughout the city. (Priority 3) | DH-2.3 Promote the construction of affordable housing throughout the city. | Citizens | N/A | N/A | No action taken on this strategy in PY 2011. |
| Promote a diverse housing stock that is affordable for all income segments of the population. (Priority 3) | DH-3.2 Strengthen the new Single-family rental inspection program. | Tenants and landlords of single-family residential properties | 295 inspections | 1,235 inspections | In PY 2005, the city implemented a new City funded single-family rental inspections program. This program is intended to support safe, secure and quality housing across the city. During PY 2011, a total of 295 single-family houses were inspected. |
| Educate owners and first-time homebuyers on the hazards and safe handling of lead-based paint. (Priority 1) | DH-3.6 Preserve and enhance the existing housing stock. Test all MHRP projects for | Residents of homes built before 1978 | 1 project | 64 projects | During PY 2011, the City has continued to participate in and promote educational opportunities on this issue The City will continue to educate citizens regarding the dangers of lead-based paint throughout the year. In addition, all CDBG-funded projects will meet all applicable regulations related to |

| | | | | | |
|---|---|--------------------|---------------------|-----------|---|
| | possible lead based paint | | | | lead-based paint. Residences built before 1978 utilizing the Minor Home Repair program are tested for lead-based paint to comply with HUD requirements. In the event that lead-based paint is detected, HUD guidelines are followed including the distribution of lead-based paint information. |
| Educate the general citizens about fair housing laws and choice. (Priority 1) | DH-1.1 Update the City's "Analysis for Impediments to Fair Housing" study and proceed accordingly | Citizens City-wide | Completed Completed | Completed | In PY 2007, the City updated its "Analysis of Impediments to Fair Housing Choice" study for the City of Carrollton. |
| Continue to affirmatively further fair housing in Carrollton. (Priority 1) | DH-1.1 Update the City's "Analysis for Impediments to Fair Housing" study and proceed accordingly | Citizens City-wide | Completed Completed | Completed | In PY 2007, the City updated its "Analysis of Impediments to Fair Housing Choice" study for the City of Carrollton. |

* Minor Home Repair Program (MHRP), formerly known as People Helping People was initiated in the Summer of PY 2005. The MHRP staff has been marketing this program through various methods of communication. Current marketing initiatives include: City's website, City events and water bill inserts. City's social service partner and Code Compliance Officers are also active advocates of this program.

Priority Population Strategies, Priorities and Accomplishments

The following list of goals and priorities was developed in partnership with the community during the preparation of the 2009-2014 Carrollton Consolidated Plan. Accomplishments during PY 2011 have been identified in the far right column of the table. A complete discussion of the priority population situation in Carrollton can be found on pages 1-16, Section IV of the City's Consolidated Plan.

| Strategy | Priority | Funds Expended during Year/Sources | Target Population | 5 – Year Accomplishments (2009-2014) | | Narrative |
|--|------------|------------------------------------|--|---|---|--|
| | | | | PY2011 | Total CP Years | |
| Strengthen and enhance partnerships between the City of Carrollton and local social service providers. | Priority 1 | \$274,925/General Funds | Social Service Agencies/Target: low-to-moderate income persons | Social Service Agencies assisted 15,241 individuals | Social Service Agencies assisted 47,666 individuals | <p>Since 1998, the City's Neighborhood Partnership Office has worked to develop partnerships throughout the community. To date, stronger partnerships have been realized between the City and neighborhoods, businesses, civic groups, non-profit agencies, religious entities and other governmental entities. In PY 2011, staff worked with social service agency constituents to strengthen partnerships between the social service agencies and the City. For more information on these partnerships, please contact the City's Community Services Office or visit the City's website at www.cityofcarrollton.com.</p> <p>In PY 2011, the City also allocated \$82,525 in CDBG funds for grant administration and planning. These funds paid the salaries and operating expenses for two (2) staff members to work with community service providers to implement this strategy. Activities include, but are not limited to the implementation, coordination, monitoring and evaluation of CDBG eligible activities. The effort is ongoing.</p> |
| | | \$82,525 CDBG Funds/Staff | City-wide | 2 staff members | 2 staff members | |

| | | | | | | |
|--|------------|---------------------------|-----------|-----------------|-----------------|---|
| Provide technical assistance and support to local service agencies in order to secure additional resources and thus allow them to better meet the needs of the populations they serve. | Priority 1 | \$82,525 CDBG Funds/Staff | City-wide | 2 staff members | 2 staff members | <p>In PY 2011, the City allocated \$82,525 in CDBG funds for grant administration and planning. These funds paid the salaries and operating expenses for two (2) staff members to work with community service providers to implement this strategy. Activities include, but are not limited to the implementation, coordination, monitoring and evaluation of CDBG eligible activities. The effort is ongoing.</p> <p>Since 1998, the City's Community Services Office has worked to develop partnerships throughout the community. To date, stronger partnerships have been realized between the City and neighborhoods, businesses, civic groups, non-profit agencies, religious entities and other governmental entities. For more information on these partnerships, please contact the City's Community Services Office or visit the city's website at www.cityofcarrollton.com.</p> |
| Promote self-sufficiency strategies and plans among service providers. | Priority 2 | \$82,525 CDBG Funds/Staff | City-wide | 2 staff members | 2 staff members | <p>In PY 2011, the City allocated \$82,525 in CDBG funds for grant administration and planning. These funds paid the salaries and operating expenses for two (2) staff members to work with community service providers to implement this strategy. Activities include, but are not limited to the implementation, coordination, monitoring and evaluation of CDBG eligible activities. The effort is ongoing.</p> |
| Seek increased involvement from regional service providers that do not currently have an active presence in | Priority 2 | \$82,525 CDBG Funds/Staff | City-wide | 2 staff members | 2 staff members | <p>Since 1998, the City's Community Services Office has worked to develop partnerships throughout the community. To date, stronger partnerships have been realized between the City and neighborhoods, businesses, civic groups, non-profit agencies, religious</p> |

| | | | | | | |
|---|------------|---------------------------|--|---|---|--|
| Carrollton. | | | | | | <p>entities and other governmental entities. For more information on these partnerships, please contact the City's Community Services Office or visit the City's website at www.cityofcarrollton.com.</p> <p>In PY 2011, the City allocated \$82,525 in CDBG funds for grant administration and planning. These funds paid the salaries and operating expenses for two (2) staff members to work with community service providers to implement this strategy. Activities include, but are not limited to the implementation, coordination, monitoring and evaluation of CDBG eligible activities. The effort is ongoing.</p> |
| Promote an environment conducive to cooperation between all social service providers. | Priority 2 | \$82,525 CDBG Funds/Staff | City-wide | 2 staff members | 2 staff members | <p>In PY 2011, the City allocated \$82,525 in CDBG funds for grant administration and planning. These funds paid the salaries and operating expenses for two (2) staff members to work with community service providers to implement this strategy. Activities include, but are not limited to the implementation, coordination, monitoring and evaluation of CDBG eligible activities. The effort is ongoing.</p> |
| | | \$274,925/General Funds | Social Service Agencies/Target: low-to-moderate income persons | Social Service Agencies assisted 15,241 individuals | Social Service Agencies assisted 47,666 individuals | <p>Since 1998, the City's Community Services Office has worked to develop partnerships throughout the community. To date, stronger partnerships have been realized between the City and neighborhoods, businesses, civic groups, non-profit agencies, religious entities and other governmental entities. In PY 2011, staff worked with social service agency constituents to strengthen partnerships between the social service agencies and the City. For more information</p> |



| | | | | | | |
|--|------------|--|--|--|--|---|
| | | | | | | on these partnerships, please contacts the City's Community Services Office or visit the City's website at www.cityofcarrollton.com . |
| Conduct and maintain an ongoing methodology to assess social service needs in the community. | Priority 3 | | | | | No action pursued in regard to this strategy during PY 2011. |



Anti-Poverty Strategy Accomplishments

In PY 2011, the City continued to work to implement the following actions in an attempt to reduce the overall number of persons living in poverty in Carrollton:

- Endeavored to better coordinate local and other resources to increase educational opportunities for low-income persons in order to improve their ability to earn better wages. The City regularly meets with area social service agencies to assess identified community needs and, when able, City staff has responded to help the agencies to address these needs.
- The City accomplished the following goals with the assistance of its local non-profit partners:
 - Promoted tuition assistance programs, in-house college courses and other means to higher education as offered at local education institutions.
 - Improved the linkage between job training programs and local job creation efforts to attract jobs that pay above minimum wages and provide people with the ability to service a home mortgage.
 - Promoted financial counseling and classes on budgeting and money management. In PY 2011, the City continued to promote area training and educational opportunities in this area.
 - Promoted linkages between housing, employment and educational systems and/or facilities.
 - Promoted programs and training that help families-in-need to become more self-sufficient.

Lead-Based Paint Strategy

During the 2011 program year, the City of Carrollton has continued to demonstrate its commitment to the eradication of lead-based paint hazards in the community.

For residents receiving assistance under the City's Minor Home Repair program where a lead based paint hazard is involved, the City complies with federal regulations when levels are greater than *de minimus* standards. To determine if a lead based paint hazard is present, houses built before 1978 are tested for the presence of lead by a certified technician. In the event lead based paint is present the City hires technicians certified in safe work practices for the removal of lead paint.

| Estimated Number of Housing Units at Risk for Lead-Based Paint Hazards in Carrollton | | | |
|---|-------------------------|--|---|
| Year Housing Unit Built | Number of Housing Units | Estimated Percentage at Risk | Estimated Number of Housing Units at Risk |
| 1939 and Earlier | 157 | 90% | 141 |
| 1940 to 1959 | 1,429 | 80% | 1,143 |
| 1960 to 1979 | 12,797 | 62% | 7,934 |
| Total Older Housing: | 14,383 | Total Estimated Housing Units at Risk: | 9,218 |
| Note: Estimated Percentage at Risk is taken from HUD "Technical Guidelines for the Evaluation and Control of Lead-Based Paint Hazards in Housing" Source: U.S. Census Bureau | | | |

All CDBG-funded projects meet all applicable regulations related to lead-based paint. Residences built before 1978 utilizing the Minor Home Repair program are tested for lead-based paint to comply with HUD requirements. In the event that lead-based paint is detected, HUD guidelines are followed including the distribution of lead-based paint information.

Affirmatively Furthering Fair Housing

In PY 2007, the City of Carrollton completed an Analysis of Impediments to Fair Housing Choice Study. As a result of the comprehensive study, the consultant identified potential impediments and formulated a series of detailed and achievable recommendations. The following is a summary of the consultant's recommendations to the City of Carrollton:

Remedial Activities Recommended To Address Impediments

Fair housing choice within the City of Carrollton encounters a number of impediments, as identified through focus group sessions, a review of public policies, the analysis of market conditions, the construction of a fair housing index, and analysis of the Home Mortgage Disclosure Act (HMDA) data for Carrollton and Collin, Dallas, and Denton Counties.

The following impediments are identified and discussed in Section Six of this report as barriers to fair housing.

6.1 Real Estate Impediments

Impediment: Inadequate affordable housing supply.

Remedial Actions:

1. Work with local banks, developers and non-profit organizations to expand the stock of affordable housing.

-
2. Increase production of new affordable housing units and assistance toward the purchase and renovation of housing in existing neighborhoods.
 3. Greater emphasis on capacity building and technical assistance initiatives aimed at expanding non-profit, faith based organizations and private developers' production activities in the City.
 4. Alternative resources for housing programs should be sought from Federal Home Loan Bank, Fannie Mae, U.S. Department of Treasury Community Development Funding Institution (CDFI) program, and other state and federal sources.
 5. Seek resources and explore opportunities to implement a first time home buyer mortgage assistance program.
 6. Consider inclusionary zoning, as one alternative means of promoting balanced housing development.
 7. Encourage major employers and lenders to design and implement Employer-Assisted Housing (EAH) programs.

6.2 Public Policy Impediments

Impediment: Lack of a local fair housing ordinance, local enforcement and a need to increase the public awareness of fair housing.

Remedial Actions:

1. Increase fair housing education and outreach efforts.
2. City could consider future adoption of a local fair housing ordinance and regional investigation and enforcement in conjunction with other local jurisdictions when the City has additional capacity to administer the effort.

6.3 Banking, Finance, Insurance and other Industry related impediments

Impediment: Impacts of the Sub-prime Mortgage Lending Crises and increased Foreclosures

Remedial Actions:

1. Identify funding to provide mortgage assistance to first time home buyers.
2. Work with the State, National Non-Profit Housing Intermediaries and HUD to develop a program and identify funding that can help reduce the mortgage default rate and foreclosure rates among low and moderate income home buyers and existing home owners. The program includes: maintenance and replacement reserve account; mortgage default and foreclosure prevention account; post purchase support programs.

Impediment: Low number of loan applications from minorities.

Remedial Actions:

1. Continue homebuyer outreach and education efforts.
2. Encourage banks and mortgage companies to expand homebuyer support services as a means of improving the origination rates among minorities.
3. Discuss findings in this study relative to the HMDA data with lending institutions and encourage them to develop strategies to improve the success rate among loan applications submitted by minority applicants.
4. Expand homeownership and credit counseling classes as part of the high school curriculum in order to help prevent credit problems.

Impediment: Predatory lending and other industry practices.

Remedial Actions:

1. Encourage lending institutions to build banking centers in low-income census tracts and to provide greater outreach to the low income and minority communities.
2. Establishing or reestablish checking, saving, and credit accounts for residents that commonly utilize check cashing services through Bank initiated "fresh start programs" for those with poor credit and previous non compliant bank account practices.
3. Encourage appraisal industry comparability studies to identify real estate comparables that more realistically reflect the values of homes being built in low income areas.

6.4 Socio-Economic Impediments

Impediment: Poverty and low-income among minority populations.

Remedial Actions:

1. Continue to work on expanding job opportunities through the recruitment of corporations, the provision of incentives for local corporations seeking expansion opportunities, assistance with the preparation of small business loan applications, and other activities.
2. Continue to support agencies that provide workforce development programs and continuing education courses to increase the educational level and job skills of residents.

6.5 Neighborhood Conditions Related Impediments

Impediment: Limited resources to assist lower income, elderly and indigent homeowners maintain their homes and stability in neighborhoods.

Remedial Actions:

1. Design and implement a Centralized Program of Self-Help Initiatives based on volunteers providing housing assistance to designated elderly and indigent property owners and assist them in complying with municipal housing codes.
2. Gain greater involvement from volunteers, community organizations, religious organizations/institutions and businesses as a means of supplementing available financial resources for housing repair and neighborhood cleanups.

Foster and Maintain Affordable Housing

As per the City's five-year Consolidated Plan housing goals and priorities, the City will continue to support developers to build affordable housing through Low Income Housing Tax Credit program. The City also finished updating its *Analysis of Impediments to Fair Housing Choice* to assess the current affordable housing needs in Carrollton.

Overcoming Barriers to Affordable Housing

There are no overt barriers to the development of affordable housing in Carrollton and this was substantiated in the City's *Analysis of Impediments to Fair Housing Choice*. In addition, the City of Carrollton's Comprehensive Plan encourages the construction of numerous housing types and the City has adopted building codes and ordinances that promote affordable housing throughout the City. To date, there is no evidence that zoning regulations, building codes, lot size limitations, development fees, or tax rates have a significant adverse effect on the provision of affordable housing in Carrollton.

In PY 2007, the City of Carrollton, with assistance from J-Quad Planning Group, completed an analysis of impediments to fair housing in the City. The analysis identified an inadequate supply of affordable housing in the City of Carrollton. The following remedial actions were recommended by the consultant:

"Carrollton should work with local banks, developers and non-profit organizations to expand the stock of affordable housing. Attention should be given to increasing the production of new affordable housing units and assistance toward the purchase and renovation of housing in existing neighborhoods. Greater emphasis should also be placed on capacity building and technical assistance initiatives aimed at expanding non-profit, faith based organizations and private developers' production activities in the City. Alternative resources for housing programs should be sought from Federal Home Loan Bank, Fannie Mae, U.S. Department of Treasury Community Development Funding Institution (CDFI) program, and other state and federal sources.

It is recommended that the City seek resources and explore opportunities to implement a first time homebuyer mortgage assistance program. This would support eligible person in the market in acquiring affordable housing within the community and support those responsible for providing financing and engaged in affordable housing development.

In an effort to expand local resources, we also recommend that the City Planning Staff lead an effort to research and consider one particular policy change, inclusionary zoning, as one alternative

means of promoting balanced housing development. Inclusionary zoning has been used in other communities to ensure that some portion of new housing development is affordable. This becomes important as higher income individuals move into a neighborhood. As housing prices rise, low to moderate-income residents may be displaced without the use of Inclusionary Zoning which helps to create mixed-income communities. Mixed-income communities broaden access to services and jobs and provide openings through which low-wage earning families can buy homes in appreciating housing markets and, as a result, accumulate wealth.”

Inclusionary Zoning was also mentioned as a possible remedial action.

Carrollton has traditionally been a proponent of residential growth and of affordable housing. Impact fees are limited to new development citywide and are reasonable in rate; there are no “slow growth” or “no growth” ordinances in effect; and the current Zoning Ordinance allows for residential construction of single-family homes with a minimum dwelling unit area of 1,200 square feet and multi-family units with a minimum floor area of 600 square feet. Under the Ordinance, a minimum of a 5,000 square foot lot is allowed. This allowance is important especially as the City begins to address the challenge of in-fill housing in older neighborhoods across the community.

Carrollton’s subdivision regulations provide for standard infrastructure and do not vary from area to area unless specified in a Planned Development (PD) or in more restrictive zoning districts. In these cases, more restrictive development standards may apply with regard to setbacks and masonry requirements.

As long as building code requirements are met, most housing types can be built in Carrollton. The Zoning Ordinance allows for single-family, duplex, triplex, quadraplex, townhouse, mobile home, apartment, extended-stay hotels and boarding house development.

Actions to Address Underserved Needs

The City continues to target low-moderate income persons, families and neighborhoods through various programs. The City’s *Neighborhood Oriented Targeted Infrastructure and Code Enforcement (NOTICE)* program focuses on low-moderate income neighborhoods to provide safe streets, sidewalks, alleys and utility lines. The NOTICE program was recognized by *Neighborhoods USA in 2007* under the category of physical revitalization and beautification. This program has been a vital change agent in the communities and it positively impacts the quality of life of the citizens. The Minor Home Repair program is a minor exterior home repair program targets the income qualified residents of Carrollton. The City also supports a variety of local social service agencies that provide youth, family, elderly medical, homeless and crisis services. The Community Services Division will continue to serve as the informational and referral agency for the local non-profits and housing authorities.

Public Housing

The City of Carrollton does not own or maintain any public housing. Instead, the focus of the 2009-2014 Consolidated Plan is to promote, foster and create opportunities for lower income residents to purchase homes that are affordable and thus minimize the need for this type of housing.

The City also does not receive or administer funds for assisted housing. However, several surrounding communities do administer assisted housing programs to residents of Carrollton. Due to strict rules governing client confidentiality, the City has not been able to determine the number of housing vouchers and/or certificates that are currently being administered by external entities in Carrollton. In PY 2011, the City continued to provide information and referral services for citizens seeking assisted housing.

Institutional Structure and Coordination Efforts

The City's Community Services Division is the lead agency for the implementation of the community development plan. Internally, the Community Services Division works in collaboration with all City Departments to deliver projects, services and other benefits to eligible neighborhoods and clients. Externally, the Division works with all organizations (primary organizations listed below) so long as the need is well documented and is eligible under HUD regulations.

The Community Services Office is the lead agency for the administration of CDBG funding. To effectively implement the Community Development Plan, funding for the department comes from CDGB funds. In addition, the City Council made available an estimated \$271,890 in general fund resources to fund agencies which are actively engaged in the provision of social services in Carrollton.

In exchange for the funding, the agencies and organizations work closely with the City in the provision of social services to all citizens in need. The close partnership the City has with each agency grows with each year of collaboration. The staff who are employed as part of the CDBG grant administration and planning activity provide technical, referral and capacity building assistance for the agencies on an ongoing basis.

The list below identifies some of the principle partners for the City's priority funding and service development:

- Bea's Kids
- Casa of Denton County
- Children's Advocacy Center for Denton County
- The Family Place
- Metrocrest Family Medical Clinic
- Metrocrest Social Services
- Senior Adult Services
- LaunchAbility (formerly Special Care & Career Services)

The City meets with all of its partners on an as needed basis to develop organization capacity and programming offerings. Staff also regularly provides technical assistance and professional expertise to further develop institutional structure for all agencies and organizations serving the low-to-moderate income citizens of Carrollton.

Monitoring Procedures and Standards

The City of Carrollton's Community Services Division continuously monitors programs and projects to ensure compliance with all applicable laws and regulations. Staff focuses on the following areas: environmental, financial, labor relations and programmatic.

The environmental standards and procedures are developed and implemented include the completion of compliance checklists for all activities and the City's annual Environmental Review Record (ERR). Staff maintains a copy of the ERR available for year round public review during regular business hours in the Community Services Office at City Hall, 1945 E Jackson Road.

Community Services staff and the City's accounting staff administer financial monitoring for all projects, programs and activities. The City's Treasury Division works closely with Community Services staff to ensure that all draw downs are made after all ledgers and records have been reconciled and approved. The City's Purchasing Department assists with purchases and the general bidding process to ensure compliance with all applicable State and Federal regulations. The financial operations and expenditures of the City are audited on an annual basis by an independent accounting firm.

The Community Services staff administers monitors and reviews labor standards on all capital improvement projects. Contractors are provided with training prior to the start of each project. All applicable Davis Bacon and Related Acts (DBRA) are explained to the contractor. All contractor payments are contingent upon payment of proper wages to employees and the City's receipt of appropriate payroll records.

Staff in the Community Services Office carries out programmatic monitoring on a routine basis. Project and activity checklists are utilized to ensure that all requirements are met in a systematic manner.

Programs and projects administered and implemented by the City of Carrollton are monitored on a daily basis. Staff maintains project ledgers on individual projects to ensure that all required procedures have been observed and completed. A year-end report that details expenditures, revenue, beneficiary information and major accomplishments is also required for all programs and projects.

Under the Minor Home Repair Program, staff administers and continuously monitors all projects implemented under the program. Projects requested by residents are evaluated during an on-site evaluation by staff to determine the extent of the repairs needed to be made. Use of specialized contractors ensures that the quality of services maintained at the highest level.

In addition, the Minor Home Repair program partners strongly with area social service agencies, i.e. Senior Adult Services (SAS) and Metrocrest Social Services (MSS). This partnership is a key to identifying and delivering services under this program. SAS and MSS provide referrals and conducts the intake and processing of all applicants. By partnering with these non-profit agencies, the City of Carrollton reduces administration burdens but is able to maximize program effectiveness.

In 2003, the City implemented a strategic business planning process and currently the Community Services Division operates updates its own strategic business plan. Review and updates to the plan are completed on an annual basis. All activities are reviewed on quarterly basis and a Performance Management Plan (PMP) is completed each quarter to track the Department Work plan.

HOME/American Dream Down Payment Initiative (ADDI)

The City of Carrollton is currently pursuing a HOME grant with the Texas Department of Housing and Community Affairs.

HOMELESS

Evaluation of Activities to Address the Needs of the Homeless and Persons with Special Needs and Summary of Activities Related to the Continuum of Care

For the strategies addressing the homeless and non-homeless with special needs populations included in the 2009-2014 Consolidated Plan, the City's role is primarily one of facilitator. In that role the City provides information, referral and technical assistance and limited financial support to local agencies serving the homeless and non-homeless citizens with special needs. While, to date, no homeless programs have been funded with CDBG resources, the City did fund the Metrocrest Social Service Center in an amount of \$100,000 for the assistance to the homeless and special needs populations.

During program year 2011, Metrocrest Social Services provided assistance to a total of 24,841 individuals. The following services were provided to homeless population, population at risk of becoming homeless and those transitioning through homelessness: information and referral, counseling and/or advocacy, emergency financial assistance, medical care and/or assistance, transportation, home maintenance and/or repair, after school care and/or activities, food, utilities, clothing and shelter assistance. See the table below for a list of various services provided by Metrocrest Social Services during each quarter in PY 2011.

| Program Year 2011 – Metrocrest Social Services | | | | | |
|--|--------------|--------------|--------------|--------------|---------------|
| Individuals* | 1st Quarter | 2nd Quarter | 3rd Quarter | 4th Quarter | Total |
| Information and Referral | 1,982 | 1,514 | 1,631 | 1,960 | 7,087 |
| Medical Care and / or Assistance | 8 | 2 | 17 | 21 | 48 |
| Transportation | 28 | 68 | 55 | 55 | 206 |
| Home Repair/Maintenance | 13 | 7 | 4 | 0 | 24 |
| After School Care/Activities | 0 | 0 | 0 | 0 | 0 |
| Food Assistance | 1,739 | 1,335 | 1,273 | 1,972 | 6,319 |
| Housing & Rental Assistance | 351 | 73 | 256 | 175 | 855 |
| Utilities Assistance | 310 | 298 | 103 | 283 | 994 |
| Clothing | 49 | 38 | 44 | 64 | 195 |
| Misc. Emergency Financial Assistance | 652 | 196 | 249 | 173 | 1,270 |
| Employment Services | 220 | 190 | 132 | 124 | 666 |
| Other: School/Shoe Supplies/Other/Gifts/Sack Summer Hunger | 3,646 | 41 | 476 | 3,014 | 7,177 |
| Total | 8,998 | 3,762 | 4,240 | 7,841 | 24,841 |

* For this table only, beneficiaries are counted separately when the individual receives multiple services. The totals

may be duplicative.

Specific Homeless Prevention Elements

To date, the City has made great strides in positively impacting the needs of these populations. Ongoing endeavors continue to enhance programming in social service coordination, securing additional resources, public awareness and community support.

The City has also expressed a sincere interest and willingness to assist and participate in the Dallas Area Consortium on Homelessness. Efforts have also been made to work with the Denton County Consortium on Homelessness. The City's position on this issue will continue to be one of supporting and assisting agencies that are working to address this challenge in a coordinated and proactive manner.

The above mentioned services are provided to the homeless population, population at risk of becoming homeless and those transitioning from homelessness. The City of Carrollton also plans to supplement the work of the various City-funded social service agencies to end chronic homelessness by promoting the preservation and maintenance of existing housing through its Minor Home Repair Program.

Emergency Shelter Grants (ESG)

The City of Carrollton does not receive Emergency Shelter Grant (ESG) funding.

COMMUNITY DEVELOPMENT

The City Council has determined that enhancing infrastructure in older, less affluent areas of the City is the most important community development priority. On an on-going basis, City staff will identify and document eligible public infrastructure projects for inclusion in subsequent annual updates to this plan.

Carrollton's Community Services Office anticipates that a majority of future CDBG funds will be allocated for infrastructure improvements. Further, it is believed that major infrastructure projects increase resident pride and stimulate private neighborhood reinvestment in challenged areas of the community.

Infrastructure

Infrastructure includes streets, sidewalks, public facilities, water and sewer lines, park improvements, public facilities, etc. The City maintains a pro-active investment program, the Ten Year Capital Improvements Projects Plan, to identify infrastructure needs on an on-going basis. Once a project has been identified and analyzed, it is added to a digital database to be addressed when funds become available. As one might expect, identified projects always exceed available resources.

Streets

To date, City staff has identified over \$7.5 million in eligible street reconstruction projects. These projects range from the total reconstruction of complete streets to the replacement of sizeable sections of others.

Sidewalks

To date, City staff has identified over \$150,000 in eligible sidewalk replacement and/or construction projects. These projects range from the total reconstruction of complete segments of existing sidewalks to the construction of new sidewalks in areas that do not have them.

Water and Sewer Lines

To date, City staff has identified over \$670,000 in eligible water line replacement projects. City staff has also identified over \$4.5 million in eligible sewer main projects.

Drainage Projects

To date, the City has identified over \$2.5 million in eligible drainage projects.


Park Improvements

To date, improvement projects have included new security lighting, walking paths, and sidewalks. City staff has identified over \$500,000 more in eligible projects.

Neighborhood Reinvestment

Neighborhood reinvestment strategies have been developed in communities across the nation. The residents of Carrollton have increasingly embraced neighborhood revitalization initiatives throughout the community. The City has also initiated significant programming to assist in this effort.

The Neighborhood Enhancement Matching Grant Program (NEMGP) is a vital element to the City's efforts to initiate reinvestment in neighborhoods throughout Carrollton. Under the program, funding is made available for improvement projects planned and requested by neighborhood groups. In the past, these projects have included entryway signage, enhanced landscaping, and public park improvements.



High Meadow of Indian Creek HOA
Neighborhood Enhancement Matching Grant Program
Neighborhood Beautification Project

A central issue in fostering an expanded effort aimed at neighborhood revitalization rests on the community's ability to enlist community participation in the initiative. Neighborhood associations,

local churches, youth organizations and other groups have been recruited to heighten the general citizenry's consciousness and participation in this effort.

Sign Topper Program - In PY 2011, the City initiated a new program to help neighborhood associations with the purchase and installment of sign toppers for street signs within their community. The city provides a matching grant towards the cost of the project. Each neighborhood association designs its own sign topper to ensure that the individuality of the neighborhood community is maintained.

Most of the programs that have been developed to address the aesthetic component of neighborhood reinvestment are reliant on volunteers. To date, the City of Carrollton has been very successful in recruiting and organizing volunteers for the implementation of projects that enhance neighborhoods.

Neighborhood Oriented Targeted Infrastructure and Code Enforcement (N.O.T.I.C.E.) Program

In 2003, the City launched a new initiative to better coordinate the delivery of neighborhood infrastructure projects and code enforcement services to the areas of greatest need in the community. As a community development programmatic offering, this City-led initiative, named the N.O.T.I.C.E. Program, represents a major targeted infrastructure reinvestment and neighborhood integrity program for the oldest areas of Carrollton. The N.O.T.I.C.E. Program was awarded third place in the *Neighborhoods USA 2007* Best Neighborhood Program of the Year Award under the category of physical revitalization/beautification.

In general, the N.O.T.I.C.E. Program targets financial resources for the design and implementation of all necessary street, sidewalk, and water and sewer line projects in one neighborhood at a time until the entire public infrastructure in that area has been repaired or reconstructed. In addition, the City conducts targeted and strengthened code enforcement efforts in the same neighborhood to foster a greater sense of neighborhood pride and an overall healthier community. To date, the City currently has nine (CDBG and non-CDBG) neighborhoods participating in the program. In addition, the next 12 neighborhoods have already been identified.



Before



Construction



After
Park Place Phase II

N.O.T. I.C.E Hill N Dale

Neighborhood Oriented Targeted Infrastructure and Code Enforcement (NOTICE) Program
Reconstruction of Streets and infrastructure in the Hill 'N' Dale Neighborhood

During PY 2011, the City:

- Allocated \$583,629.02 (77%) of CDBG funding for a multi-year project that includes reconstruction of streets and sidewalks in the Hill 'N' Dale Neighborhood. While the money was allocated in PY 2011, the funds will be spent in PY 2012 due to unforeseen circumstances.
- Funded Metrocrest Social Services in the amount of \$100,000 using general funds to continue to provide assistance in job training and referral for low income residents of Carrollton
- Utilized \$59,975 (8%) in CDBG funds for Enhanced Code Enforcement in the City's CDBG Target Area
- Allocated \$24,521 (3.5%) in CDBG funds dedicated to address emergency repair and safety issues on low to moderate income homeowners properties.
- Allocated \$5,000 (.5%) in CDBG resources for Minor Home Repair Projects
- Allocated \$274,925 in general funds to support public service partners in the provision of a variety of programs and services to help low-to-moderate citizens

Anti-Poverty Strategy

In PY 2011, the City continued to work to implement the following actions in an attempt to reduce the overall number of persons living in poverty in Carrollton:

- Endeavored to better coordinate local and other resources to increase educational opportunities for low-income persons in order to improve their ability to earn better wages. The City regularly meets with area social service agencies to assess identified community needs and, when able, City staff has responded to help the agencies to address these needs.
- The City accomplished the following goals with the assistance of its local non-profit partners:
 - Promoted tuition assistance programs, in-house college courses and other means to higher education as offered at local education institutions.

-
- Improved the linkage between job training programs and local job creation efforts to attract jobs that pay above minimum wages and provide people with the ability to service a home mortgage.
 - Promoted financial counseling and classes on budgeting and money management. In PY 2011, the City continued to promote area training and educational opportunities in this area.
 - Promoted linkages between housing, employment and educational systems and/or facilities.
 - Promoted programs and training that help families-in-need to become more self-sufficient.

Non-homeless Special Needs (91.220 (c) and (e))

Creating and sustaining an environment in which healthy and productive families reside is an integral component of the City's commitment to all Carrollton residents. This environment not only includes the physical attributes, such as sound and quality housing, adequate water and sewer service, and maintained streets, sidewalks and alleys, but also includes the social attributes of neighborhoods free from crime, access to public transportation, and cultural resources. Building viable public and private partnerships is a major component of this effort. Enhancing the quality of life for all citizens will insure that family and youth issues continue to be addressed in a coordinated manner.

To address the need for supportive services, the City funds Metrocrest Social Services (MSS) to assist citizens on the verge of becoming homeless. The City will also provide technical assistance to MSS to aid in the identification of additional resources that may be available to address this significant need. A table on pg. 25 shows the number of individuals that received various types of assistance from Metrocrest Social Services in PY 2011.

Domestic Violence

A major contributor to the City's potential homeless population is domestic violence. In addition to consulting with social service providers specializing in domestic violence, contact was also made with the Carrollton Police Department and local advocacy organizations to assess the prevalence of the issue. After an analysis of the data, it has been determined that this issue continues to have a significant impact on families throughout the city.

As of October 2012, the Police Department responded to 440 incidents of domestic violence with 117 emergency protective orders being issued. The crimes range from assault to attempted murder on family members and other partners (known as "Dating Violence").

Gang Violence

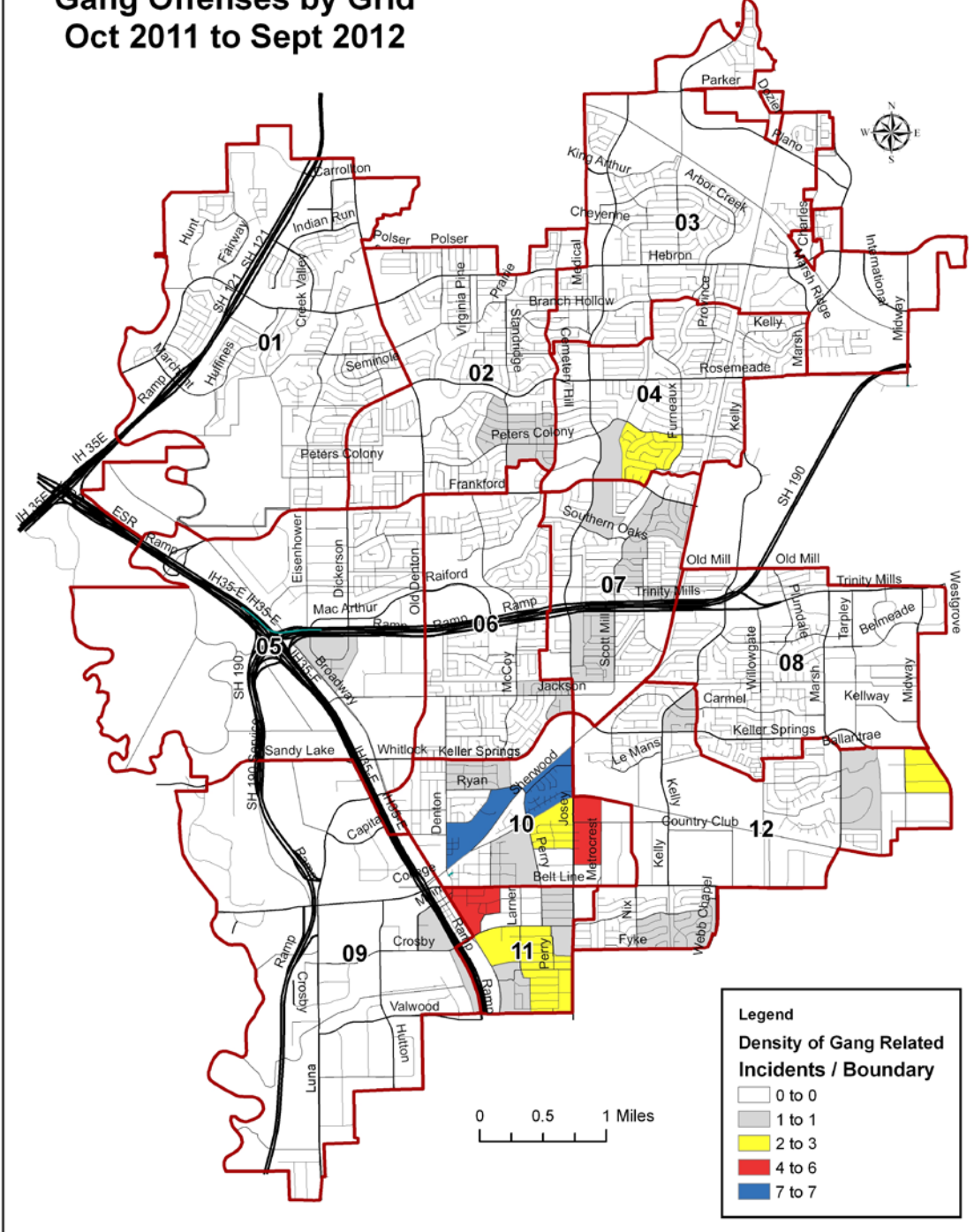
Another "families and youth" issue to be addressed in this section is gang violence. As the number of disenfranchised youth increases, so does the expansion of gang activities. For the period of

October 1, 2011 thru September 30, 2012, the Carrollton Police Department recorded 66 offenses of gang activity. These incidents included reports of graffiti, criminal mischief, and weapons related arrests.

Gang related violence is not confined to the oldest neighborhoods of Carrollton. Incidents have also occurred at various points along the Josey Lane corridor, north of the President George Bush Turnpike. The map below shows the level of gang activities for 2011 recorded by the Carrollton Police Department.

The Police Department operates a gang unit to counteract and control the activities of gangs. Proactive approaches to mentoring and team sports programs have targeted at-risk youth to realize early intervention in this easily impressionable segment of the City's population. The City will continue to identify strategies and resources for this at-risk population.

Gang Offenses by Grid Oct 2011 to Sept 2012



Specific HOPWA Objectives

The City of Carrollton does not currently participate in the HOPWA program. However, the City supports ongoing efforts of regional organizations to address the needs of people living with AIDS.

OTHER ACTIVITIES

During Program Year (PY) 2011, the City of Carrollton funded eight (8) social service agencies to address local objectives and strategies identified in the 2009-2014 Consolidated Plan. These activities were funded from the General Fund in an amount of \$274,925. All of the agencies identified below predominantly serve persons of low-to-moderate income.

| Organization | Type of Service | Persons Assisted | Amount Funded |
|--------------------------------------|------------------------------|------------------|------------------|
| Bea's Kids | Youth Services | 56 | \$2,500 |
| CASA of Denton County | Youth Services | 44 | \$1,675 |
| Children's Advocacy of Denton County | Youth Services | 139 | \$14,360 |
| The Family Place | Family Services | 74 | \$3,355 |
| Metrocrest Family Medical Clinic | Medical Services | 1,033 | \$7,500 |
| Metrocrest Social Services | Homeless and Crisis Services | 13,263 | \$100,000 |
| Senior Adult Services | Elderly Services | 480 | \$138,180 |
| Launchability | Family Services | 197 | \$3,355 |
| Total | | 15,287 | \$274,925 |

A subcommittee of the City Council considers the award of social service contracts annually. The City of Carrollton is proud of its continued partnership with the above-identified agencies/organizations. A brief outline of the specific services and activities offered by each of the agencies listed above is included in Appendix C.

The following two sections illustrate the total number and demographic characteristics of individuals served by the agencies that received funding from the City of Carrollton in PY 2011. Cumulatively, these agencies served 15,287 individuals in Carrollton. Of the individuals, 928 were elderly, 537 were disabled and 4,168 were identified as female head of household. The numbers

and types of specific services provided over the last year have not been presented in this document due to the overwhelming number of social services provided by these agencies. If more detail is needed, please contact the City's Community Services Office.

Individuals Assisted by Race / Ethnicity

| | Bea's Kids | Casa of Denton County | Children's Advocacy Center | The Family Place | Launchability | Metrocrest Family Medical Clinic | Metrocrest Social Services | Senior Adult Services | Total |
|--|------------|-----------------------|----------------------------|------------------|---------------|----------------------------------|----------------------------|-----------------------|---------------|
| American Indian or Alaska Native | 0 | 0 | 0 | 0 | 1 | 0 | 38 | 0 | 753 |
| Asian | 0 | 0 | 0 | 0 | 19 | 114 | 160 | 38 | 328 |
| Black or African American | 0 | 15 | 20 | 5 | 11 | 55 | 2993 | 46 | 3,145 |
| Native Hawaiian or Other Pacific Islander | 0 | 0 | 2 | 0 | 0 | 0 | 21 | 1 | 24 |
| White | 56 | 26 | 115 | 62 | 166 | 864 | 8670 | 379 | 9,624 |
| American Indian or Alaska Native and White | 0 | 0 | 0 | 6 | 1 | 0 | 23 | 12 | 41 |
| Asian and White | 0 | 1 | 0 | 0 | 1 | 0 | 10 | 0 | 11 |
| Black or African American and White | 0 | 2 | 2 | 0 | 0 | 0 | 63 | 0 | 65 |
| American Indian or Alaska Native and Black or African American | 0 | 0 | 0 | 0 | 0 | 0 | 6 | 0 | 6 |
| Others reporting more than one race | 0 | 3 | 0 | 1 | 0 | 0 | 1279 | 7 | 1,290 |
| Unknown Race | 0 | 0 | 0 | 0 | 0 | 0 | 0 | 0 | 0 |
| Total | 56 | 44 | 139 | 74 | 197 | 1033 | 13,263 | 480 | 15,287 |
| Hispanic or Latino | 56 | 16 | 55 | 51 | 83 | 714 | 7723 | 80 | 8778 |

Note: This table shows the distribution of social service recipient Race / Ethnicity reported during PY 2011.

Individuals Assisted by Income Level

The income levels of the individuals served by the social service agencies funded by the City of Carrollton in PY 2011 are grouped into categories based on how they compare to the median family income (MFI) for families of their size.

| Number of Individuals Served by Agency and Income Level | | | | | | |
|---|------------------|------------------|-----------------------|--------------------------|---------|--------------|
| Agency | Other (>80% MFI) | Low (50-80% MFI) | Very Low (30-50% MFI) | Extremely Low (<30% MFI) | Unknown | Total Served |
| Bea's Kids | 0 | 0 | 0 | 56 | 0 | 56 |
| Casa of Denton County | 0 | 0 | 0 | 0 | 44 | 44 |
| Children's Advocacy Center for Denton County | 17 | 19 | 20 | 83 | 0 | 139 |
| The Family Place | 0 | 0 | 0 | 0 | 74 | 74 |
| Metrocrest Family Medical Clinic | 0 | 85 | 529 | 419 | 0 | 1,033 |
| Metrocrest Social Services | 41 | 666 | 3,474 | 9,082 | 0 | 13,263 |
| Senior Adult Services | 60 | 96 | 154 | 170 | 0 | 480 |
| Launchability | 51 | 27 | 34 | 85 | 0 | 197 |
| Total | 169 | 893 | 4,211 | 9,895 | 113 | 15,287 |

Note: This table shows the number of program recipients by agency and Median Family Income reported during PY 2011.

Annual Agency Performance

The table below illustrates the overall change in the number of individuals served by each agency for PY 2010 and PY 2011.

| Annual Agency Performance | | | |
|--|----------------------------------|----------------------------------|----------------|
| Organization | # of Persons Assisted in PY 2010 | # of Persons Assisted in PY 2011 | Percent Change |
| Bea's Kids | 70 | 56 | -20% |
| Casa of Denton County | 14 | 44 | 214.3% |
| Children's Advocacy Center for Denton County | 136 | 139 | 2.20% |
| The Family Place | 70 | 74 | 5.71% |
| Metrocrest Family Medical Clinic | 665 | 1,033 | 55.33% |
| Metrocrest Social Services | 14,475 | 13,263 | -8.37% |
| Senior Adult Services | 548 | 480 | -12.40% |
| Launchability | 430 | 197 | -54.18% |
| Total | 16,408 | 15,287 | -6.87% |

Note: This table shows the number of program recipients as reported by each agency for PY 2010 and PY 2011. The percentages as noted represent the amount of change over the total number of recipients served for the respective year by each agency.

PROGRAM EVALUATION

Evaluation of Activities Involving Acquisition, Rehabilitation or Demolition of Occupied Real Properties

The City of Carrollton does not currently have a major housing acquisition, rehabilitation and/or demolition program. However, in PY 2006, the City implemented a minor home maintenance assistance program. This program provides limited home repair assistance for income qualified residents.

In addition, in February 2006 the City developed and implemented a single-family rental housing inspection program. This ordinance requires all property owners and companies that rent or lease single-family homes or duplexes in the City of Carrollton to register those properties with the City and to have them inspected by the City. This program is designed to help support the long term viability of the City's single family housing stock. The objective of this program is to ensure that tenants and landlords of residential rental properties are involved in maintaining a sustainable community and that safe housing is available in all neighborhoods in Carrollton thus providing for

long-term viability of the City. The Single-Family Rental Inspection Program is an effective way of ensuring that our rental properties are safe and sanitary.

The objective of this program is to improve the overall condition of rental properties and to provide decent and affordable housing without being blight on surrounding homes, thus helping enhance property values within the affected neighborhoods. During PY 2011, a total of 295 single-family houses were inspected.

The landlords, tenants and the community will benefit by:

- Documenting and recording the conditions of the rental properties
- Education about rights and responsibilities of owners and tenants
- Ensure that tenants are provided with safe and sanitary housing
- Promote healthy homes that can protect children and seniors
- Help identify dangerous structures and eliminate the hazards
- Help with identification of illegal activity inside the units
- Help maintain sustainability in an aging community

Evaluation of Limited Clientele Activities

In 2003 the City completed a \$2.5 million, CDBG-funded renovation and expansion of Old City Hall for use as a comprehensive community social service facility. Two agencies, including the Metrocrest Social Service Center and Senior Adult Services, occupied the facility in the spring of 2003 to 2010. Both agencies predominantly serve limited clientele populations. In PY11 both of the service agencies terminated their leases with the Gravely Center. The Gravely Center was separated from CDBG funding on October 2, 2012. The City is currently exploring options for the new funds.

To date, the City in partnership with the local social service network of agencies has made great strides in positively impacting the needs of these populations. Ongoing endeavors continue to enhance programming in social service coordination, securing additional resources, public awareness and community support.

In PY 2011, the City also funded several agencies that serve a limited clientele with general fund resources. Please see the "OTHER ACTIVITIES" section of this report for the specific names of the agencies, types of services, amounts of funding, and the number of persons assisted.

Evaluation of Housing Rehabilitation Activities

The City of Carrollton does not currently have a major housing rehabilitation program. However, in PY 2006, the City implemented a minor home maintenance assistance program. This program provides limited home repair assistance for income qualified homeowners. In addition, the City has developed and implemented a single-family rental housing inspection program. This program is designed to help support the long term viability of the City's single family housing stock.

In PY 2011, the City also provided General Fund resources in the amount of \$138,180 to Senior Adult Services, a major elderly service provider. A portion of these funds was used for minor interior home repairs encountered by elderly residents. Senior Adult Services reported serving 480 elderly Carrollton residents in PY 2011.

Evaluation of Non-Housing Programs, Projects and Activities

In PY 2003, the City completed the construction of a \$2.5 million, CDBG-funded renovation and expansion of Old City Hall for use as a comprehensive community service facility. Two social service agencies, the Metrocrest Social Service Center and Senior Adult Services, occupied the facility from the spring of 2003 until spring 2011. The overall scope of this project provides over 13,000 square feet of renovated or newly constructed office space and, in addition, has served as a major anchor for revitalization in the geographic center of the City's identified CDBG target area. On October 2, 2012 the City of Carrollton formally separated the Gravely Center from the CDBG program. The separation created an additional \$252,043.00 in the City's line of credit. The City proposes to use the additional funds on the N.O.T.I.C.E program; however the decision process is currently ongoing and no decisions have been made as to which projects the money will be allocated.

Evaluation of the Leveraging of Resources

In November 1997, the City Council endorsed the creation of the Carrollton Neighborhood Partnership. To date, staff has developed an aggressive work plan that has evolved as the Neighborhood Partnership reaches varying levels of implementation. The leveraging of resources is a critical part of the reinvestment program.

The mission of the Neighborhood Partnership, as endorsed by the City Council, is to establish investment and reinvestment incentives to:

- Create neighborhood revitalization initiatives to arrest deterioration and decline of aging residential areas. Some examples include the infrastructure projects completed through:
 - N.O.T.I.C.E – funded with CDBG and general fund dollars
 - NEMGP – funded with general fund dollars
 - Minor Home Repair Program – funded with CDBG dollars

Evaluation of Performance in Meeting Specific Objectives in the 2009-2014 Consolidated Plan and Identification of Any Changes to the Program as a Result of the Evaluation

In this section, the City will evaluate the effectiveness of its performance during PY 2011 in the achievement of its overall goals and priorities as identified in the 2009-2014 Consolidated Plan.

As evidenced in this report, the City has made significant progress in the implementation of the 2009-2014 Consolidated Plan. In fact, given that the City receives a relatively small CDBG entitlement, the City has, to date, accomplished significant community development results.

In PY 2011, the City identified four (5) projects for CDBG funding. The projects are as follows:

- Grant Administration and Planning, \$82,525 – This project is ongoing
- Reconstruction of Streets and Sidewalks, \$583,629.02– Hill 'N' Dale
- Enhanced Code Enforcement in CDBG Target Areas, \$59,975 -This project is in progress
- Public Service Neighborhood Enhancement/Safety Repairs, \$24,521
- Minor Home Repair Program, \$5,000 - This project is in progress

Three of the projects are currently in progress or ongoing; Hill 'N' Dale is scheduled to begin construction during the winter of 2013. It is also important to reiterate that the City has chosen to focus the use of CDBG resources for major infrastructure and public facility projects. It is believed that these projects represent the best overall value for the community.

General fund resources have been allocated for other projects, activities and programs, such as neighborhood enhancement matching grants, economic reinvestment, social services, non-CDBG eligible infrastructure projects, neighborhood revitalization, etc. Leveraging these other resources has helped to ensure that the low-to-moderate income population in Carrollton continues to receive 100% of the benefit of CDBG expenditures.

The City of Carrollton is exceeding expectations on the timeliness of expenditures and there are no disbursements that differ substantially from line of credit disbursements. All major goals are on target and the City anticipates that all goals will be fully realized and, in many cases, results will exceed expectations.

There have been no changes to the program objectives or strategies as stated in the 2009-2014 Consolidated Plan and the City continues to work toward full implementation of the document. As the capacity of the City grows to implement and utilize CDBG resources, so will the overall impact of the resources in the oldest areas of the community.

Evaluation of Actions and Efforts in Relation to Certification

This section of the PY 2011 CAPER assesses the City's efforts in carrying the planned actions described in the plan as part of the City's certification that it will follow an adopted and HUD-approved Consolidated Plan. The items below are outlined to highlight that the City of Carrollton has endeavored to implement all planned actions and strategies. In accordance with the 2009-2014 Consolidated Plan, the City of Carrollton has:

- Followed an adopted and HUD-approved Citizen Participation Plan;
- Pursued all resources as identified in the 2009-2014 Consolidated Plan;
- Implemented all activities, programs and projects in accordance with all applicable local, State and Federal laws;
- Followed an adopted and HUD-approved Residential Anti-Displacement Plan;
- Provided requested certifications of consistency for HUD programs fairly and impartially; and
- Not hindered implementation of the 2009-2014 Consolidated Plan by action or willful inaction.

In the 2009-2014 Consolidated Plan, the City identified the resources that could be pursued during the period covered by the plan. To date, every effort has been engaged to secure all non-housing resources available to the community. The potential housing resources as identified in the 2009-2014 Consolidated Plan and the City's endeavors to pursue those funds is on-going.

Unliquidated Obligations and/or Funds Awaiting Project Identification


There is one unliquidated obligation to report in the City's PY 2011 CAPER. The Hill 'N' Dale N.O.T.I.C.E. project was delayed during in PY 2011 due to a small portion of the project site being located in a flood plain. The City conducted an environmental review and the HUD released the funds for the project. Work is expected to begin in winter of 2013. The City has been proactive in the reimbursement of all liabilities under the program.

Performance Measurement System

The City of Carrollton currently has a performance measurement process and program in place. During the upcoming program year, the City will continue to work to more fully integrate that overall process into the update of the City's planning and operational documents.

CERTIFICATION

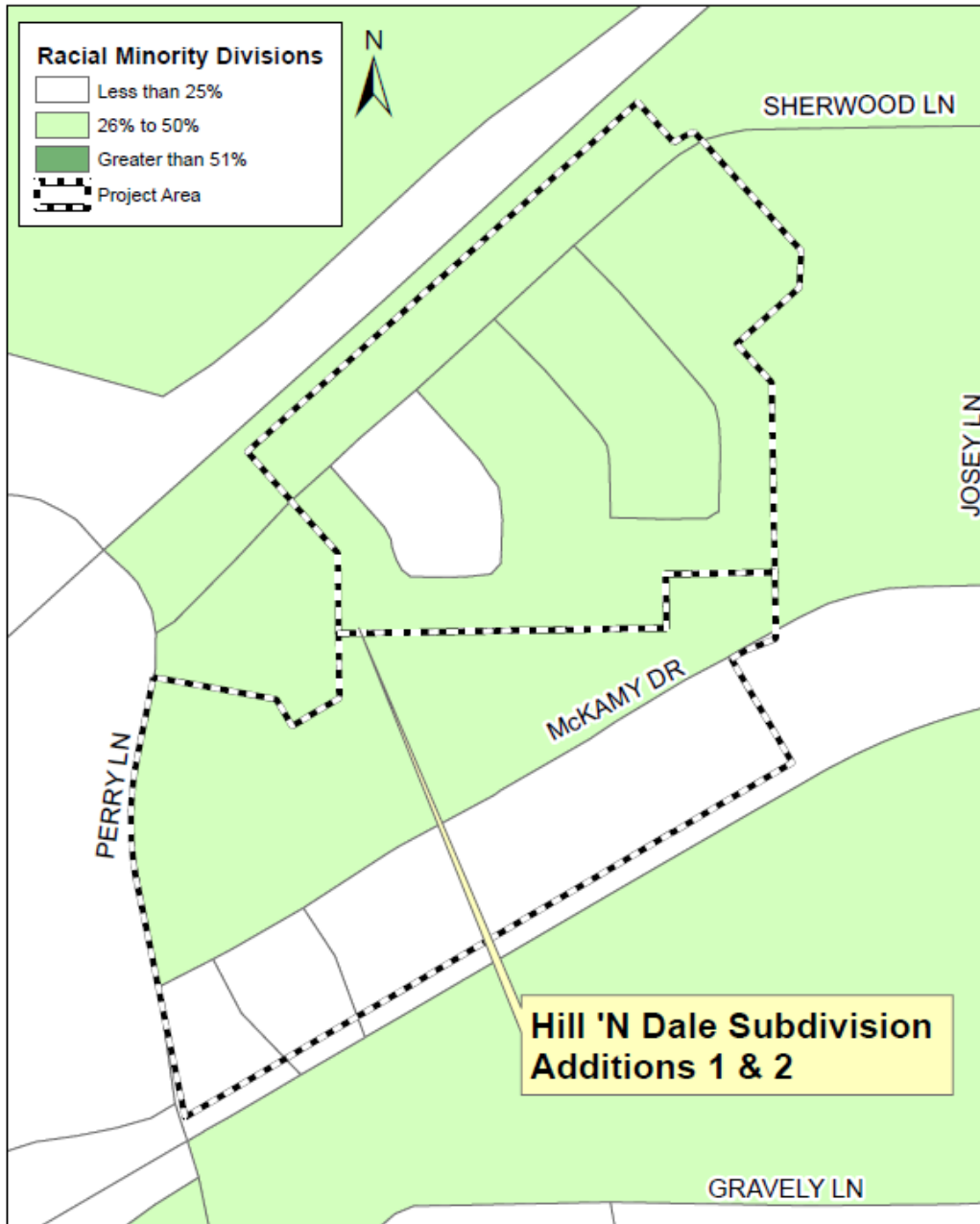
As Chief Executive Officer (CEO) of the City of Carrollton, I certify that the information identified and contained in the Program Year 2012 Consolidated Annual Performance and Evaluation Report (CAPER) for the City of Carrollton is accurate to the best of my knowledge.



Leonard Martin
City Manager

12-18-14
Date

PY 2011 (Year I) CDBG Project Area with Minority Concentration



Published 10/22/2012; I:\Community Development\Projects\ConPlan_Neighborhoods\HillNDale_Census1.3
M. Pennington, GIS Coordinator, City of Carrollton



CDBG Accounts Ledger
PY 2011

| Program Year | Program/Project | HUD ID# | Budgeted Amount (Project Start) | Budget Transfers PY 2011 | Beginning Balance 10/01/2011 | Adjustments | Adjustments | Total Expenditures PY 2011 | Ending Balance 09/30/2012 | Acct # |
|---------------|-----------------------------------|---------|------------------------------------|-----------------------------|---------------------------------|-----------------|-------------|-------------------------------|------------------------------|-----------|
| 1999 | Grant Administration & Planning | 6 | \$ 116,000.00 | | | | | | | 0013 |
| 1999 | Renovation of Old City Hall | 7 | \$ 600,000.00 | | | | | | | 0015 |
| 1999 | Fair Housing Study | 8 | \$ 25,000.00 | | | | | | | 0014 |
| 2000 | Renovation of Old City Hall | 7 | \$ 250,000.00 | | | | | | | 0015 |
| 2000 | Grant Administration & Planning | 6 | \$ 135,308.00 | | | | | | | 0013 |
| 2000 | Streets & Sidewalk Reconstruction | 11 | \$ 200,014.58 | | | | | | | 0166 |
| 2001 | Renovation of Old City Hall | 7 | \$ 775,245.00 | | | | | | | 0015 |
| 2001 | Grant Administration & Planning | 6 | \$ 75,194.00 | | | | | | | 0013 |
| 2002 | Renovation of Old City Hall | 7 | \$ 674,870.42 | | | | | | | 0015 |
| 2003 | Grant Administration & Planning | 6 | \$ 112,649.00 | | | | | | | 0013 |
| 2003 | Grant Administration & Planning | 6 | \$ 106,837.58 | | | | | | | 0013 |
| 2003 | HR - Streets & Sidewalks - Ph.1 | 12 | \$ 280,997.00 | | | | | | | 100850299 |
| 2004 | Grant Administration & Planning | 6 | \$ 107,073.00 | | | | | | | 0013 |
| 2004 | HR - Streets & Sidewalks - Ph.2 | 12 | \$ 822,653.00 | | | | | | | 100850299 |
| 2005 | Grant Administration & Planning | 6 | \$ 138,980.00 | | | | | | | 100850299 |
| 2005 | Carrollton Highlands | 2 | \$ 748,566.00 | | | | | | | 103720299 |
| 2005 | People Helping People | 3 | \$ 40,000.00 | | | | | | | 103720299 |
| 2005 | Enhanced Code Enforcement | 4 | \$ 51,843.00 | | | | | | | 104110299 |
| 2006 | Grant Administration & Planning | 18 | \$ 136,327.00 | | | | | | | 100850299 |
| 2006 | Francis Perry Estates | 19 | \$ 685,177.00 | | | | | | | 100850299 |
| 2006 | People Helping People | 16 | \$ 15,000.00 | | | | | | | 103720299 |
| 2006 | Enhanced Code Enforcement | 17 | \$ 51,843.00 | | | | | | | 104110299 |
| 2006 | Analysis of Impediments* | 24 | \$ 19,500.00 | | | | | | | 108070299 |
| 2007 | Grant Administration & Planning | 20 | \$ 77,251.50 | | | | | | | 100850299 |
| 2007 | Francis Perry Estates PH II | 21 | \$ 739,299.50 | | \$ 115,542.58 | | | \$ 115,542.08 | \$ 0.50 | 107780299 |
| 2007 | People Helping People | 22 | \$ 16,000.00 | | | | | | | 103720299 |
| 2007 | Enhanced Code Enforcement | 23 | \$ 54,156.00 | | | | | | \$ - | 104110299 |
| 2008 | Grant Administration & Planning | 25 | \$ 82,525.00 | | \$ 14,732.60 | | | \$ 14,732.60 | \$ - | 100850299 |
| 2008 | Park Place Phase I | 26 | \$ 701,539.00 | | | | | | \$ - | 108380249 |
| 2008 | People Helping People | 27 | \$ 15,000.00 | | | | | | | 103720299 |
| 2008 | Enhanced Code Enforcement | 28 | \$ 59,975.00 | | | | | | \$ - | 104110299 |
| 2008 | Consolidated Plan 2008-2014 | 29 | \$ 30,000.00 | | | | | | | 108050299 |
| 2009 | Grant Administration & Planning | 36 | \$ 82,477.00 | | \$ 48,270.30 | | | \$ 43,338.49 | \$ 4,931.81 | 100850299 |
| 2009 | Park Place Year II | 31 | \$ 687,373.00 | | | | | | | 108380299 |
| 2009 | Minor Home Repair Program | 32 | \$ 30,000.00 | | | | | \$ - | \$ - | 103720299 |
| 2009 | Enhanced Code Enforcement | 33 | \$ 59,975.00 | | \$ 1,646.88 | | | \$ 1,646.88 | | 104110299 |
| 2010 | Grant Administration & Planning | 37 | \$ 76,168.20 | | \$ 60,775.18 | | | \$ - | \$ 60,775.18 | 100850299 |
| 2010 | Park Place Year III | 38 | \$ 747,259.82 | | | | | | | 110850299 |
| 2010 | Minor Home Repair Program | 39 | \$ 30,000.00 | | \$ 6,260.05 | | | \$ 6,260.05 | \$ - | 103720299 |
| 2010 | Enhanced Code Enforcement | 40 | \$ 59,975.00 | | \$ 69,975.00 | | | \$ 44,656.81 | \$ 15,318.09 | 104110299 |
| 2011 | Grant Administration & Planning | 41 | \$ 82,525.00 | | \$ 82,525.00 | | | \$ 82,525.00 | \$ 82,525.00 | 100850299 |
| 2011 | Minor Home Repair Program | 42 | \$ 30,000.00 | | \$ 30,000.00 | | | \$ 24,238.85 | \$ 5,761.05 | 103720299 |
| 2011 | Enhanced Code Enforcement | 43 | \$ 59,975.00 | | \$ 59,975.00 | | | \$ 59,975.00 | \$ 59,975.00 | 104110299 |
| 2011 | HR - Old Dale | 44 | \$ 680,626.02 | | \$ 680,626.02 | | | | \$ 680,626.02 | 110850299 |
| Totals | | | | | | \$ 1,063,334.51 | \$ - | \$ 250,417.96 | \$ 812,916.55 | |

PR03 IDIS ACTIVITY SUMMARY



U.S. Department of Housing and Urban Development
 Office of Community Planning and Development
 Integrated Disbursement and Information System
 CDBG Activity Summary Report (GPR) for Program Year 2011
 CARROLLTON

Date: 04-Dec-2014
 Time: 10:11
 Page: 1

PGM Year: 2007
Project: 0002 - FRANCIS PERRY ESTATES -STREETS & SIDEWALKS
IDIS Activity: 21 - FRANCIS PERRY ESTATES-STREETS & SDWLKS

Status: Completed 7/23/2012 10:53:15 AM
Location: 1300-1700 FRANCIS, 1000-1100 S.MARYLAND&MYER, 1000-1200 LARNER, 1500-1700 ROSS, 1000E.PARK, 1100 W.PARK, 1500 PARKSIDE, 1300 CARROLL CARROLLTON, TX 75006
Initial Funding Date: 04/01/2008

Objective: Create suitable living environments
Outcome: Sustainability
Matrix Code: Street Improvements (03K) **National Objective:** LMA

Description:
 RECONSTRUCTION OF STREETS AND SIDEWALKS IN THE FRANCIS PERRYESTATES NEIGHBORHOOD - FOURTH N.O.T.I.C.E. PROJECT

Financing

| Grant Year | Grant | Fund Type | Funded Amount | Drawn In Program Year | Drawn Thru Program Year |
|--------------|-------|-----------|---------------------|-----------------------|-------------------------|
| Pre-2015 | | EN | \$739,299.50 | \$115,542.58 | \$739,299.50 |
| Total | | | \$739,299.50 | \$115,542.58 | \$739,299.50 |

Proposed Accomplishments

People (General) : 1,210
 Total Population in Service Area: 1,301
 Census Tract Percent Low / Mod: 62.50

Annual Accomplishments

| Years | Accomplishment Narrative | # Benefiting |
|-------|--|--------------|
| 2007 | FRANCIS PERRY ESTATES PROJECT WAS SUCCESSFULLY COMPLETED IN FALL 2009. THE PROJECT INCLUDED RECONSTRUCTION OF STREETS, SIDEWALKS, WATER AND SEWER LINES ON THE FOLLOWING BLOCKS: 1300 - 1700 BLOCKS OF FRANCIS STREET 1000 - 1100 BLOCKS OF S. MARYLAND AVENUE 1000-1200 BLOCKS OF LARNER RD. 1500 - 1700 BLOCKS OF ROSS AVE. 1100 BLOCK OF EAST PARK 1100 BLOCK OF WEST PARK 1500 BLOCK OF PARKSIDE DR. 1000 - 1100 BLOCKS OF MYERS ST. 1300 BLOCK OF CARROLL AVE. | |
| 2008 | FRANCIS PERRY ESTATES WAS SUCCESSFULLY COMPLETED IN FALL 2009. | |



U.S. Department of Housing and Urban Development
 Office of Community Planning and Development
 Integrated Disbursement and Information System
 CDBG Activity Summary Report (GPR) for Program Year 2011
 CARROLLTON

Date: 04-Dec-2014
 Time: 10:11
 Page: 2

PGM Year: 2008
Project: 0001 - GRANT ADMINISTRATION AND PLANNING
IDIS Activity: 25 - GRANT ADMINISTRATION AND PLANNING

Status: Completed 7/23/2012 10:54:48 AM
Location: 1945 E Jackson Rd CARROLLTON, TX 75006 Carrollton, TX 75006-1737

Objective:
Outcome:
Matrix Code: General Program Administration (21A) **National Objective:**

Initial Funding Date: 01/21/2009

Description:

ACTIVITIES INCLUDE, BUT ARE NOT LIMITED TO THE IMPLEMENTATION, COORDINATION, MONITORING AND EVALUATION OF CDBG AND OTHER RELATED ACTIVITIES. ACTIVITY PARTIALLY FUNDS TWO STAFF POSITIONS, INCLUDING PARTIAL SALARY AND OPERATING EXPENSES. TWO POSITIONS ARE FILLED AND EMPLOYEES ARE WORKING TO IMPLEMENT CITY'S ADOPTED CONSOLIDATED PLAN.

Financing

| Grant Year | Grant | Fund Type | Funded Amount | Drawn In Program Year | Drawn Thru Program Year |
|--------------|-------|-----------|---------------------|-----------------------|-------------------------|
| Pre-2015 | | EN | \$70,372.62 | \$14,732.50 | \$70,372.62 |
| | | PI | \$29,641.50 | \$0.00 | \$29,641.50 |
| Total | | | \$100,014.12 | \$14,732.50 | \$100,014.12 |

Proposed Accomplishments

Actual Accomplishments

| <i>Number assisted:</i> | Owner | | Renter | | Total | | Person | |
|--|--------------|----------|---------------|----------|--------------|----------|---------------|----------|
| | Total | Hispanic | Total | Hispanic | Total | Hispanic | Total | Hispanic |
| White: | | | | | 0 | 0 | | |
| Black/African American: | | | | | 0 | 0 | | |
| Asian: | | | | | 0 | 0 | | |
| American Indian/Alaskan Native: | | | | | 0 | 0 | | |
| Native Hawaiian/Other Pacific Islander: | | | | | 0 | 0 | | |
| American Indian/Alaskan Native & White: | | | | | 0 | 0 | | |
| Asian White: | | | | | 0 | 0 | | |
| Black/African American & White: | | | | | 0 | 0 | | |
| American Indian/Alaskan Native & Black/African American: | | | | | 0 | 0 | | |
| Other multi-racial: | | | | | 0 | 0 | | |
| Asian/Pacific Islander: | | | | | 0 | 0 | | |
| Hispanic: | | | | | 0 | 0 | | |
| Total: | 0 | 0 | 0 | 0 | 0 | 0 | 0 | 0 |



U.S. Department of Housing and Urban Development
Office of Community Planning and Development
Integrated Disbursement and Information System
CDBG Activity Summary Report (GPR) for Program Year 2011
CARROLLTON

Date: 04-Dec-2014
Time: 10:11
Page: 3

Female-headed Households: 0

Income Category:

| | Owner | Renter | Total | Person |
|------------------|-------|--------|-------|--------|
| Extremely Low | | | 0 | |
| Low Mod | | | 0 | |
| Moderate | | | 0 | |
| Non Low Moderate | | | 0 | |
| Total | 0 | 0 | 0 | 0 |
| Percent Low/Mod | | | | |

Annual Accomplishments

No data returned for this view. This might be because the applied filter excludes all data.



U.S. Department of Housing and Urban Development
 Office of Community Planning and Development
 Integrated Disbursement and Information System
 CDBG Activity Summary Report (GPR) for Program Year 2011
 CARROLLTON

Date: 04-Dec-2014
 Time: 10:11
 Page: 4

PGM Year: 2008
Project: 0004 - ENHANCED CODE ENFORCEMENT
IDIS Activity: 28 - ENHANCED CODE ENFORCEMENT

Status: Completed 11/21/2011 9:26:55 AM **Objective:** Create suitable living environments
Location: 2000 CDBG TARGET AREA CARROLLTON, TX 75006 **Outcome:** Sustainability
Matrix Code: Code Enforcement (15) **National Objective:** LMA

Initial Funding Date: 01/21/2009

Description:
 THIS ACTIVITY FUNDS ONE CDBG CODE ENFORCEMENT OFFICER FOR 2000 CDBG TARGET AREA

Financing

| Grant Year | Grant | Fund Type | Funded Amount | Drawn In Program Year | Drawn Thru Program Year |
|--------------|-------|-----------|--------------------|-----------------------|-------------------------|
| Pre-2015 | | EN | \$59,975.00 | \$0.00 | \$59,975.00 |
| Total | | | \$59,975.00 | \$0.00 | \$59,975.00 |

Proposed Accomplishments

Housing Units : 1,130
 Total Population in Service Area: 27,399
 Census Tract Percent Low / Mod: 57.10

Annual Accomplishments

| Years | Accomplishment Narrative | # Benefiting |
|-------|--|---|
| 2008 | PROGRAM UNDERWAY CODE ENFORCEMENT OFFICER FROM OCTOBER 1, 2008 - SEPTEMBER 30, 2009 | 2,726 CODE ENFORCEMENT CASES WERE INITIATED BY THE ENHANCED |



U.S. Department of Housing and Urban Development
 Office of Community Planning and Development
 Integrated Disbursement and Information System
 CDBG Activity Summary Report (GPR) for Program Year 2011
 CARROLLTON

Date: 04-Dec-2014
 Time: 10:11
 Page: 5

PGM Year: 2009
Project: 0004 - Enhanced Code Enforcement Program
IDIS Activity: 33 - Enhanced Code Enforcement Program

Status: Completed 7/23/2012 10:56:13 AM
Location: 1945 E Jackson Rd Carrollton, TX 75006-1737
Objective: Create suitable living environments
Outcome: Sustainability
Matrix Code: Code Enforcement (15) **National Objective:** LMA

Initial Funding Date: 11/02/2009

Description:

ACTIVITY FUNDS SALARIES AND OPERATING EXPENSES OF ONE CODE ENFORCEMENT OFFICER THAT SERVES 2000 CDBG TARGERT AREA. AS OF SEPTEMBER 30, 2010, THE CDBG CODE OFFICER CLOSED 2,649 CODE ENFORCEMENT CASES IN THE LOW-MOD AREA OF CARROLLTON.

Financing

| Grant Year | Grant | Fund Type | Funded Amount | Drawn In Program Year | Drawn Thru Program Year |
|--------------|-------|-----------|--------------------|-----------------------|-------------------------|
| Pre-2015 | | EN | \$59,975.00 | \$1,649.88 | \$59,975.00 |
| Total | | | \$59,975.00 | \$1,649.88 | \$59,975.00 |

Proposed Accomplishments

Housing Units : 1,000
 Total Population in Service Area: 27,399
 Census Tract Percent Low / Mod: 57.10

Annual Accomplishments

| Years | Accomplishment Narrative | # Benefitting |
|-------|--|---------------|
| 2009 | ACTIVITY FUNDS SALARIES AND OPERATING EXPENSES OF ONE CODE ENFORCEMENT OFFICER THAT SERVES 2000 CDBG TARGET AREA. AS OF SEPTEMBER 30, 2010, THE CDBG OFFICER CLOSED 2,649 CASES IN THE LOW-MODERATE INCOME AREA OF CARROLLTON. | |



U.S. Department of Housing and Urban Development
 Office of Community Planning and Development
 Integrated Disbursement and Information System
 CDBG Activity Summary Report (GPR) for Program Year 2011
 CARROLLTON

Date: 04-Dec-2014
 Time: 10:11
 Page: 6

PGM Year: 2009
Project: 0001 - Grant Administration and Planning
IDIS Activity: 36 - Grant Administration and Planning

Status: Completed 11/14/2013 12:00:00 AM
Location: ,

Objective:
Outcome:
Matrix Code: General Program Administration (21A) **National Objective:**

Initial Funding Date: 11/02/2009

Description:

ACTIVITY PARTIALLY FUNDS TWO STAFF POSITIONS, INCLUDING PARTIAL SALARIES AND OPERATING EXPENSES.
 BOTH POSITIONS ARE FILLED AND EMPLOYEES ARE WORKING TO IMPLEMENT CITY'S ADOPTED CONSOLIDATED PLAN.

Financing

| Grant Year | Grant | Fund Type | Funded Amount | Drawn In Program Year | Drawn Thru Program Year |
|--------------|-------|-----------|--------------------|-----------------------|-------------------------|
| Pre-2015 | | EN | \$44,849.63 | \$43,338.49 | \$43,338.49 |
| | | PI | \$34,206.70 | \$0.00 | \$34,206.70 |
| Total | | | \$79,056.33 | \$43,338.49 | \$77,545.19 |

Proposed Accomplishments

Actual Accomplishments

Number assisted:

| | Owner | | Renter | | Total | | Person | |
|--|----------|----------|----------|----------|----------|----------|----------|----------|
| | Total | Hispanic | Total | Hispanic | Total | Hispanic | Total | Hispanic |
| White: | | | | | 0 | 0 | | |
| Black/African American: | | | | | 0 | 0 | | |
| Asian: | | | | | 0 | 0 | | |
| American Indian/Alaskan Native: | | | | | 0 | 0 | | |
| Native Hawaiian/Other Pacific Islander: | | | | | 0 | 0 | | |
| American Indian/Alaskan Native & White: | | | | | 0 | 0 | | |
| Asian White: | | | | | 0 | 0 | | |
| Black/African American & White: | | | | | 0 | 0 | | |
| American Indian/Alaskan Native & Black/African American: | | | | | 0 | 0 | | |
| Other multi-racial: | | | | | 0 | 0 | | |
| Asian/Pacific Islander: | | | | | 0 | 0 | | |
| Hispanic: | | | | | 0 | 0 | | |
| Total: | 0 | 0 | 0 | 0 | 0 | 0 | 0 | 0 |
| Female-headed Households: | | | | | 0 | | | |

PR03 - CARROLLTON

Page: 6 of 26



U.S. Department of Housing and Urban Development
Office of Community Planning and Development
Integrated Disbursement and Information System
CDBG Activity Summary Report (GPR) for Program Year 2011
CARROLLTON

Date: 04-Dec-2014
Time: 10:11
Page: 7

Income Category:

| | Owner | Renter | Total | Person |
|------------------|-------|--------|-------|--------|
| Extremely Low | | | 0 | |
| Low Mod | | | 0 | |
| Moderate | | | 0 | |
| Non Low Moderate | | | 0 | |
| Total | 0 | 0 | 0 | 0 |
| Percent Low/Mod | | | | |

Annual Accomplishments

No data returned for this view. This might be because the applied filter excludes all data.



U.S. Department of Housing and Urban Development
 Office of Community Planning and Development
 Integrated Disbursement and Information System
 CDBG Activity Summary Report (GPR) for Program Year 2011
 CARROLLTON

Date: 04-Dec-2014
 Time: 10:11
 Page: 8

PGM Year: 2010
Project: 0001 - Grant Administration and Planning
IDIS Activity: 37 - Grant Administration and Planning

Status: Completed 4/2/2013 12:00:00 AM
Location: ,
Objective:
Outcome:
Matrix Code: General Program Administration (21A) **National Objective:**

Initial Funding Date: 10/26/2010

Description:
 Activity partially funds two staff positions, including partial salaries and operating expenses.
 Both positions are filled and employees are working to implement the City's adopted Consolidated Plan.

Financing

| Grant Year | Grant | Fund Type | Funded Amount | Drawn In Program Year | Drawn Thru Program Year |
|--------------|-------|-----------|--------------------|-----------------------|-------------------------|
| Pre-2015 | | EN | \$7,671.42 | \$0.00 | \$0.00 |
| | | PI | \$15,393.02 | \$0.00 | \$15,393.02 |
| Total | | | \$23,064.44 | \$0.00 | \$15,393.02 |

Proposed Accomplishments

Actual Accomplishments

| <i>Number assisted:</i> | Owner | | Renter | | Total | | Person | |
|--|--------------|----------|---------------|----------|--------------|----------|---------------|----------|
| | Total | Hispanic | Total | Hispanic | Total | Hispanic | Total | Hispanic |
| White: | | | | | 0 | 0 | | |
| Black/African American: | | | | | 0 | 0 | | |
| Asian: | | | | | 0 | 0 | | |
| American Indian/Alaskan Native: | | | | | 0 | 0 | | |
| Native Hawaiian/Other Pacific Islander: | | | | | 0 | 0 | | |
| American Indian/Alaskan Native & White: | | | | | 0 | 0 | | |
| Asian White: | | | | | 0 | 0 | | |
| Black/African American & White: | | | | | 0 | 0 | | |
| American Indian/Alaskan Native & Black/African American: | | | | | 0 | 0 | | |
| Other multi-racial: | | | | | 0 | 0 | | |
| Asian/Pacific Islander: | | | | | 0 | 0 | | |
| Hispanic: | | | | | 0 | 0 | | |
| Total: | 0 | 0 | 0 | 0 | 0 | 0 | 0 | 0 |
| Female-headed Households: | | | | | 0 | | | |



U.S. Department of Housing and Urban Development
Office of Community Planning and Development
Integrated Disbursement and Information System
CDBG Activity Summary Report (GPR) for Program Year 2011
CARROLLTON

Date: 04-Dec-2014
Time: 10:11
Page: 9

Income Category:

| | Owner | Renter | Total | Person |
|------------------|--------------|---------------|--------------|---------------|
| Extremely Low | | | 0 | |
| Low Mod | | | 0 | |
| Moderate | | | 0 | |
| Non Low Moderate | | | 0 | |
| Total | 0 | 0 | 0 | 0 |
| Percent Low/Mod | | | | |

Annual Accomplishments

No data returned for this view. This might be because the applied filter excludes all data.



U.S. Department of Housing and Urban Development
 Office of Community Planning and Development
 Integrated Disbursement and Information System
 CDBG Activity Summary Report (GPR) for Program Year 2011
 CARROLLTON

Date: 04-Dec-2014
 Time: 10:11
 Page: 10

PGM Year: 2010
Project: 0002 - Park Place Year III
IDIS Activity: 38 - Park Place Year III

Status: Completed 7/23/2012 11:00:21 AM
Location: 1945 E Jackson Rd Carrollton, TX 75006-1737
Objective: Create suitable living environments
Outcome: Sustainability
Matrix Code: Street Improvements (03K) **National Objective:** LMA

Initial Funding Date: 10/26/2010

Description:

Reconstruction of streets, sidewalks, water and sewer lines in Park Place Neighborhood.
 Phase II, Year III, construction completed in Spring 2012.

Financing

| Grant Year | Grant | Fund Type | Funded Amount | Drawn In Program Year | Drawn Thru Program Year |
|--------------|-------|-----------|---------------------|-----------------------|-------------------------|
| Pre-2015 | | EN | \$747,269.62 | \$0.00 | \$747,269.62 |
| Total | | | \$747,269.62 | \$0.00 | \$747,269.62 |

Proposed Accomplishments

People (General) : 2,080
 Total Population in Service Area: 2,080
 Census Tract Percent Low / Mod: 39.30

Annual Accomplishments

| Years | Accomplishment Narrative | # Benefiting |
|-------|---|--------------|
| 2010 | In PY 2010, Park Place neighborhood, a CDBG 2000 Target area was a recipient of the Neighborhood Oriented Targeted Infrastructure and Code Enforcement (N.O.T.I.C.E.) program. The N.O.T.I.C.E. Program targets financial resources for the design and implementation of necessary street, alley, sidewalk and water and sewer line projects in one neighborhood at a time until the entire public infrastructure in that area has been repaired or reconstructed. The project is anticipated to complete in December 2011. | |



U.S. Department of Housing and Urban Development
 Office of Community Planning and Development
 Integrated Disbursement and Information System
 CDBG Activity Summary Report (GPR) for Program Year 2011
 CARROLLTON

Date: 04-Dec-2014
 Time: 10:11
 Page: 11

PGM Year: 2010
Project: 0003 - Minor Home Repair Program
IDIS Activity: 39 - Minor Home Repair Program

Status: Completed 11/13/2014 12:00:00 AM
Location: 2857 Kings Gate Dr Carrollton, TX 75006-2226

Objective: Provide decent affordable housing
Outcome: Sustainability
Matrix Code: Rehab; Single-Unit Residential (14A) **National Objective:** LMH

Initial Funding Date: 10/26/2010

Description:

Minor Home Repair Program for low-moderate income persons (income qualified)residing in the City of Carrollton.

Financing

| Grant Year | Grant | Fund Type | Funded Amount | Drawn In Program Year | Drawn Thru Program Year |
|--------------|-------|-----------|--------------------|-----------------------|-------------------------|
| Pre-2015 | | EN | \$23,739.95 | \$0.00 | \$23,739.95 |
| Total | | | \$23,739.95 | \$0.00 | \$23,739.95 |

Proposed Accomplishments

Housing Units : 12

Actual Accomplishments

Number assisted:

| | Owner | | Renter | | Total | | Person | |
|--|-----------|----------|----------|----------|-----------|----------|----------|----------|
| | Total | Hispanic | Total | Hispanic | Total | Hispanic | Total | Hispanic |
| White: | 11 | 5 | 0 | 0 | 11 | 5 | 0 | 0 |
| Black/African American: | 1 | 0 | 0 | 0 | 1 | 0 | 0 | 0 |
| Asian: | 0 | 0 | 0 | 0 | 0 | 0 | 0 | 0 |
| American Indian/Alaskan Native: | 0 | 0 | 0 | 0 | 0 | 0 | 0 | 0 |
| Native Hawaiian/Other Pacific Islander: | 0 | 0 | 0 | 0 | 0 | 0 | 0 | 0 |
| American Indian/Alaskan Native & White: | 0 | 0 | 0 | 0 | 0 | 0 | 0 | 0 |
| Asian White: | 0 | 0 | 0 | 0 | 0 | 0 | 0 | 0 |
| Black/African American & White: | 0 | 0 | 0 | 0 | 0 | 0 | 0 | 0 |
| American Indian/Alaskan Native & Black/African American: | 0 | 0 | 0 | 0 | 0 | 0 | 0 | 0 |
| Other multi-racial: | 0 | 0 | 0 | 0 | 0 | 0 | 0 | 0 |
| Asian/Pacific Islander: | 0 | 0 | 0 | 0 | 0 | 0 | 0 | 0 |
| Hispanic: | 0 | 0 | 0 | 0 | 0 | 0 | 0 | 0 |
| Total: | 12 | 5 | 0 | 0 | 12 | 5 | 0 | 0 |
| Female-headed Households: | 3 | | 0 | | 3 | | | |



U.S. Department of Housing and Urban Development
 Office of Community Planning and Development
 Integrated Disbursement and Information System
 CDBG Activity Summary Report (GPR) for Program Year 2011
 CARROLLTON

Date: 04-Dec-2014
 Time: 10:11
 Page: 12

Income Category:

| | Owner | Renter | Total | Person |
|------------------|--------|--------|--------|--------|
| Extremely Low | 4 | 0 | 4 | 0 |
| Low Mod | 3 | 0 | 3 | 0 |
| Moderate | 5 | 0 | 5 | 0 |
| Non Low Moderate | 0 | 0 | 0 | 0 |
| Total | 12 | 0 | 12 | 0 |
| Percent Low/Mod | 100.0% | | 100.0% | |

Annual Accomplishments

| Years | Accomplishment Narrative | # Benefiting |
|-------|---|--------------|
| 2010 | In PY 2010, MHRP assisted 12 qualified low-moderate income homeowners with their Minor Home Repair needs. Eleven units were initiated and completed. One unit was initiated and completed after September 30, 2011. | |



U.S. Department of Housing and Urban Development
 Office of Community Planning and Development
 Integrated Disbursement and Information System
 CDBG Activity Summary Report (GPR) for Program Year 2011
 CARROLLTON

Date: 04-Dec-2014
 Time: 10:11
 Page: 13

PGM Year: 2010
Project: 0004 - Enhanced Code Enforcement
IDIS Activity: 40 - Enhanced Code Enforcement

Status: Completed 9/30/2013 12:00:00 AM
Location: 1945 E Jackson Rd Carrollton, TX 75006-1737
Objective: Create suitable living environments
Outcome: Sustainability
Matrix Code: Code Enforcement (15) **National Objective:** LMA

Initial Funding Date: 10/26/2010

Description:

Activity funds salaries and operating expenses of one code enforcement officer that serves the 2000 CDBG Target Area in the City of Carrollton.

Financing

| Grant Year | Grant | Fund Type | Funded Amount | Drawn In Program Year | Drawn Thru Program Year |
|--------------|-------|-----------|--------------------|-----------------------|-------------------------|
| Pre-2015 | | EN | \$59,975.00 | \$44,656.01 | \$44,656.01 |
| Total | | | \$59,975.00 | \$44,656.01 | \$44,656.01 |

Proposed Accomplishments

Housing Units : 2,649
 Total Population in Service Area: 27,399
 Census Tract Percent Low / Mod: 57.10

Annual Accomplishments

| Years | Accomplishment Narrative | # Benefiting |
|-------|--|--------------|
| 2010 | In PY 2010, CDBG Code Enforcement Officer closed a total of 2,267 code enforcement cases in CDBG 2000 Target Area.(completed in PY 2012) | |



U.S. Department of Housing and Urban Development
 Office of Community Planning and Development
 Integrated Disbursement and Information System
 CDBG Activity Summary Report (GPR) for Program Year 2011
 CARROLLTON

Date: 04-Dec-2014
 Time: 10:11
 Page: 14

PGM Year: 2011
Project: 0001 - Grant Administration and Planning
IDIS Activity: 41 - Grant Administration and Planning

Status: Canceled 2/21/2013 5:34:13 PM
Location: ,
Objective:
Outcome:
Matrix Code: General Program Administration (21A) **National Objective:**

Initial Funding Date: 01/10/2012

Description:

Activity partially funds two staff positions, including partial salaries and operating expenses.
 Both positions are filled and employees are working to implement the five-year Consolidated Plan. Fund closed due to not being drawn in PY11.

Financing

No data returned for this view. This might be because the applied filter excludes all data.

Proposed Accomplishments

Actual Accomplishments

Number assisted:

| | Owner | | Renter | | Total | | Person | |
|--|-------|----------|--------|----------|-------|----------|--------|----------|
| | Total | Hispanic | Total | Hispanic | Total | Hispanic | Total | Hispanic |
| White: | | | | | 0 | 0 | | |
| Black/African American: | | | | | 0 | 0 | | |
| Asian: | | | | | 0 | 0 | | |
| American Indian/Alaskan Native: | | | | | 0 | 0 | | |
| Native Hawaiian/Other Pacific Islander: | | | | | 0 | 0 | | |
| American Indian/Alaskan Native & White: | | | | | 0 | 0 | | |
| Asian White: | | | | | 0 | 0 | | |
| Black/African American & White: | | | | | 0 | 0 | | |
| American Indian/Alaskan Native & Black/African American: | | | | | 0 | 0 | | |
| Other multi-racial: | | | | | 0 | 0 | | |
| Asian/Pacific Islander: | | | | | 0 | 0 | | |
| Hispanic: | | | | | 0 | 0 | | |

PR03 - CARROLLTON

Page: 14 of 26



U.S. Department of Housing and Urban Development
 Office of Community Planning and Development
 Integrated Disbursement and Information System
 CDBG Activity Summary Report (GPR) for Program Year 2011
 CARROLLTON

Date: 04-Dec-2014
 Time: 10:11
 Page: 15

Total: 0 0 0 0 0 0 0 0

Female-headed Households: 0

Income Category:

| | Owner | Renter | Total | Person |
|------------------|-------|--------|-------|--------|
| Extremely Low | | | 0 | |
| Low Mod | | | 0 | |
| Moderate | | | 0 | |
| Non Low Moderate | | | 0 | |
| Total | 0 | 0 | 0 | 0 |
| Percent Low/Mod | | | | |

Annual Accomplishments

No data returned for this view. This might be because the applied filter excludes all data.



U.S. Department of Housing and Urban Development
 Office of Community Planning and Development
 Integrated Disbursement and Information System
 CDBG Activity Summary Report (GPR) for Program Year 2011
 CARROLLTON

Date: 04-Dec-2014
 Time: 10:11
 Page: 16

PGM Year: 2011
Project: 0003 - Enhanced Code Enforcement
IDIS Activity: 42 - Minor Home Repair Program

Status: Open
Location: 2025 Stein Way Carrollton, TX 75007-2214
Objective: Create suitable living environments
Outcome: Sustainability
Matrix Code: Rehab; Single-Unit Residential (14A) **National Objective:** LMH

Initial Funding Date: 01/10/2012

Description:
 Minor Home Repair Program for low-moderate income persons (income qualified) residing in the City of Carrollton.

Financing

| Grant Year | Grant | Fund Type | Funded Amount | Drawn In Program Year | Drawn Thru Program Year |
|--------------|-------|-----------|--------------------|-----------------------|-------------------------|
| Pre-2015 | | EN | \$24,238.95 | \$5,500.00 | \$5,500.00 |
| Total | | | \$24,238.95 | \$5,500.00 | \$5,500.00 |

Proposed Accomplishments

Housing Units : 1

Actual Accomplishments

Number assisted:

| | Owner | | Renter | | Total | | Person | |
|--|----------|----------|----------|----------|----------|----------|----------|----------|
| | Total | Hispanic | Total | Hispanic | Total | Hispanic | Total | Hispanic |
| White: | 1 | 0 | 0 | 0 | 1 | 0 | 0 | 0 |
| Black/African American: | 0 | 0 | 0 | 0 | 0 | 0 | 0 | 0 |
| Asian: | 0 | 0 | 0 | 0 | 0 | 0 | 0 | 0 |
| American Indian/Alaskan Native: | 0 | 0 | 0 | 0 | 0 | 0 | 0 | 0 |
| Native Hawaiian/Other Pacific Islander: | 0 | 0 | 0 | 0 | 0 | 0 | 0 | 0 |
| American Indian/Alaskan Native & White: | 0 | 0 | 0 | 0 | 0 | 0 | 0 | 0 |
| Asian White: | 0 | 0 | 0 | 0 | 0 | 0 | 0 | 0 |
| Black/African American & White: | 0 | 0 | 0 | 0 | 0 | 0 | 0 | 0 |
| American Indian/Alaskan Native & Black/African American: | 0 | 0 | 0 | 0 | 0 | 0 | 0 | 0 |
| Other multi-racial: | 0 | 0 | 0 | 0 | 0 | 0 | 0 | 0 |
| Asian/Pacific Islander: | 0 | 0 | 0 | 0 | 0 | 0 | 0 | 0 |
| Hispanic: | 0 | 0 | 0 | 0 | 0 | 0 | 0 | 0 |
| Total: | 1 | 0 | 0 | 0 | 1 | 0 | 0 | 0 |
| Female-headed Households: | 0 | | 0 | | 0 | | | |



U.S. Department of Housing and Urban Development
 Office of Community Planning and Development
 Integrated Disbursement and Information System
 CDBG Activity Summary Report (GPR) for Program Year 2011
 CARROLLTON

Date: 04-Dec-2014
 Time: 10:11
 Page: 17

Income Category:

| | Owner | Renter | Total | Person |
|------------------|--------|--------|--------|--------|
| Extremely Low | 0 | 0 | 0 | 0 |
| Low Mod | 1 | 0 | 1 | 0 |
| Moderate | 0 | 0 | 0 | 0 |
| Non Low Moderate | 0 | 0 | 0 | 0 |
| Total | 1 | 0 | 1 | 0 |
| Percent Low/Mod | 100.0% | | 100.0% | |

Annual Accomplishments

| Years | Accomplishment Narrative | # Benefiting |
|--------------|---|---------------------|
| 2011 | In PY 2011, MHRP assisted 1 qualified low-moderate income homeowner with their Minor Home Repair needs. One unit was initiated and completed. | |



U.S. Department of Housing and Urban Development
 Office of Community Planning and Development
 Integrated Disbursement and Information System
 CDBG Activity Summary Report (GPR) for Program Year 2011
 CARROLLTON

Date: 04-Dec-2014
 Time: 10:11
 Page: 18

PGM Year: 2011
Project: 0003 - Enhanced Code Enforcement
IDIS Activity: 43 - Enhanced Code Enforcement

Status: Completed 9/30/2013 12:00:00 AM
Location: 1945 E Jackson Rd Carrollton, TX 75006-1737
Objective: Create suitable living environments
Outcome: Sustainability
Matrix Code: Code Enforcement (15) **National Objective:** LMA

Initial Funding Date: 01/10/2012

Description:

Activity funds salaries and operating expenses for one code enforcement officer that serves the 2000 CDBG Target Area in the City of Carrollton.

Financing

| Grant Year | Grant | Fund Type | Funded Amount | Drawn In Program Year | Drawn Thru Program Year |
|--------------|-------|-----------|--------------------|-----------------------|-------------------------|
| Pre-2015 | | EN | \$37,552.42 | \$0.00 | \$0.00 |
| Total | | | \$37,552.42 | \$0.00 | \$0.00 |

Proposed Accomplishments

Housing Units : 1,200
 Total Population in Service Area: 27,399
 Census Tract Percent Low / Mod: 57.10

Annual Accomplishments

| Years | Accomplishment Narrative | # Benefiting |
|-------|--|--------------|
| 2011 | In PY 2011, CDBG Code Enforcement Officer closed a total of 1,6735 code enforcement cases in the CDBG 2000 Target area. (completed in PY 2012) | |



U.S. Department of Housing and Urban Development
 Office of Community Planning and Development
 Integrated Disbursement and Information System
 CDBG Activity Summary Report (GPR) for Program Year 2011
 CARROLLTON

Date: 04-Dec-2014
 Time: 10:11
 Page: 19

PGM Year: 2011
Project: 0004 - Hill 'N Dale Ph I
IDIS Activity: 44 - Hill 'N Dale Ph I

Status: Completed 2/7/2014 12:00:00 AM
Location: 1711 Sherwood Ln Carrollton, TX 75006-4253
Objective: Create suitable living environments
Outcome: Sustainability
Matrix Code: Street Improvements (03K) **National Objective:** LMA

Initial Funding Date: 09/13/2012

Description:

Hill 'N Dale Infrastructure is a multi-phase project located in a 2000 CDBG Target Area. The first phase of this project is expected to commence in Fall 2012.

Financing

| Grant Year | Grant | Fund Type | Funded Amount | Drawn In Program Year | Drawn Thru Program Year |
|--------------|-------|-----------|---------------------|-----------------------|-------------------------|
| Pre-2015 | | EN | \$576,308.00 | \$0.00 | \$0.00 |
| Total | | | \$576,308.00 | \$0.00 | \$0.00 |

Proposed Accomplishments

People (General) : 1,320
 Total Population in Service Area: 1,129
 Census Tract Percent Low / Mod: 44.00

Annual Accomplishments

| <u>Years</u> | <u>Accomplishment Narrative</u> | <u># Benefiting</u> |
|--------------|--|---------------------|
| 2011 | Reconstruction of sidewalk, sanitary sewer and streets in Hill 'n Dale Neighborhood for the 1800 Blocks of Elmwood, Fernwood, Redbud, Sherwood Place and Westwood Cr. Approximately 5,900 LF of sanitary sewer lines, 2,380 LF of water lines and 4,500 LF of sidewalk was replaced. In PY 2011 \$583,629 of CDBG funds was used for this project which totaled \$1.4 million dollars. Project complete in June of 2014. | |



U.S. Department of Housing and Urban Development
 Office of Community Planning and Development
 Integrated Disbursement and Information System
 CDBG Activity Summary Report (GPR) for Program Year 2011
 CARROLLTON

Date: 04-Dec-2014
 Time: 10:11
 Page: 20

PGM Year: 2012
Project: 0001 - Grant Administration and Planning
IDIS Activity: 45 - Grant Administration and Planning

Status: Completed 11/14/2013 12:00:00 AM
Objective:
Location: ,
Outcome:
Matrix Code: General Program Administration (21A) **National Objective:**

Initial Funding Date: 09/19/2012

Description:

This activity will partially fund two positions to implement the City's Five Year Consolidated Plan.

Financing

| Grant Year | Grant | Fund Type | Funded Amount | Drawn In Program Year | Drawn Thru Program Year |
|--------------|-------|-----------|--------------------|-----------------------|-------------------------|
| Pre-2015 | | EN | \$45,886.79 | \$0.00 | \$0.00 |
| Total | | | \$45,886.79 | \$0.00 | \$0.00 |

Proposed Accomplishments

Actual Accomplishments

| Number assisted: | Owner | | Renter | | Total | | Person | |
|--|----------|----------|----------|----------|----------|----------|----------|----------|
| | Total | Hispanic | Total | Hispanic | Total | Hispanic | Total | Hispanic |
| White: | | | | | 0 | 0 | | |
| Black/African American: | | | | | 0 | 0 | | |
| Asian: | | | | | 0 | 0 | | |
| American Indian/Alaskan Native: | | | | | 0 | 0 | | |
| Native Hawaiian/Other Pacific Islander: | | | | | 0 | 0 | | |
| American Indian/Alaskan Native & White: | | | | | 0 | 0 | | |
| Asian White: | | | | | 0 | 0 | | |
| Black/African American & White: | | | | | 0 | 0 | | |
| American Indian/Alaskan Native & Black/African American: | | | | | 0 | 0 | | |
| Other multi-racial: | | | | | 0 | 0 | | |
| Asian/Pacific Islander: | | | | | 0 | 0 | | |
| Hispanic: | | | | | 0 | 0 | | |
| Total: | 0 | 0 | 0 | 0 | 0 | 0 | 0 | 0 |
| Female-headed Households: | | | | | 0 | | | |

Income Category:

| | Owner | Renter | Total | Person |
|--|-------|--------|-------|--------|
|--|-------|--------|-------|--------|



U.S. Department of Housing and Urban Development
Office of Community Planning and Development
Integrated Disbursement and Information System
CDBG Activity Summary Report (GPR) for Program Year 2011
CARROLLTON

Date: 04-Dec-2014

Time: 10:11

Page: 21

| | | | | |
|------------------|---|---|---|---|
| Extremely Low | | | 0 | |
| Low Mod | | | 0 | |
| Moderate | | | 0 | |
| Non Low Moderate | | | 0 | |
| Total | 0 | 0 | 0 | 0 |
| Percent Low/Mod | | | | |

Annual Accomplishments

No data returned for this view. This might be because the applied filter excludes all data.



U.S. Department of Housing and Urban Development
 Office of Community Planning and Development
 Integrated Disbursement and Information System
 CDBG Activity Summary Report (GPR) for Program Year 2011
 CARROLLTON

Date: 04-Dec-2014
 Time: 10:11
 Page: 22

PGM Year: 2012
Project: 0002 - Minor Home Repair Program
IDIS Activity: 46 - Minor Home Repair Program

Status: Completed 11/21/2014 12:00:00 AM
Location: 2666 Via Blanca Carrollton, TX 75006-4654

Objective: Create suitable living environments
Outcome: Sustainability
Matrix Code: Rehab; Single-Unit Residential (14A) **National Objective:** LMH

Initial Funding Date: 09/21/2012

Description:
 Minor Home Repair Program for Low-moderate income persons (income qualified) residing in the City of Carrollton.

Financing

| Grant Year | Grant | Fund Type | Funded Amount | Drawn In Program Year | Drawn Thru Program Year |
|--------------|-------|-----------|--------------------|-----------------------|-------------------------|
| Pre-2015 | | EN | \$34,812.00 | \$0.00 | \$0.00 |
| Total | | | \$34,812.00 | \$0.00 | \$0.00 |

Proposed Accomplishments

Housing Units : 11

Actual Accomplishments

Number assisted:

| | Owner | | Renter | | Total | | Person | |
|--|-----------|----------|----------|----------|-----------|----------|----------|----------|
| | Total | Hispanic | Total | Hispanic | Total | Hispanic | Total | Hispanic |
| White: | 9 | 1 | 0 | 0 | 9 | 1 | 0 | 0 |
| Black/African American: | 2 | 0 | 0 | 0 | 2 | 0 | 0 | 0 |
| Asian: | 0 | 0 | 0 | 0 | 0 | 0 | 0 | 0 |
| American Indian/Alaskan Native: | 0 | 0 | 0 | 0 | 0 | 0 | 0 | 0 |
| Native Hawaiian/Other Pacific Islander: | 0 | 0 | 0 | 0 | 0 | 0 | 0 | 0 |
| American Indian/Alaskan Native & White: | 0 | 0 | 0 | 0 | 0 | 0 | 0 | 0 |
| Asian White: | 0 | 0 | 0 | 0 | 0 | 0 | 0 | 0 |
| Black/African American & White: | 0 | 0 | 0 | 0 | 0 | 0 | 0 | 0 |
| American Indian/Alaskan Native & Black/African American: | 0 | 0 | 0 | 0 | 0 | 0 | 0 | 0 |
| Other multi-racial: | 0 | 0 | 0 | 0 | 0 | 0 | 0 | 0 |
| Asian/Pacific Islander: | 0 | 0 | 0 | 0 | 0 | 0 | 0 | 0 |
| Hispanic: | 0 | 0 | 0 | 0 | 0 | 0 | 0 | 0 |
| Total: | 11 | 1 | 0 | 0 | 11 | 1 | 0 | 0 |
| Female-headed Households: | 9 | | 0 | | 9 | | | |



U.S. Department of Housing and Urban Development
 Office of Community Planning and Development
 Integrated Disbursement and Information System
 CDBG Activity Summary Report (GPR) for Program Year 2011
 CARROLLTON

Date: 04-Dec-2014
 Time: 10:11
 Page: 23

Income Category:

| | Owner | Renter | Total | Person |
|------------------|--------|--------|--------|--------|
| Extremely Low | 0 | 0 | 0 | 0 |
| Low Mod | 5 | 0 | 5 | 0 |
| Moderate | 6 | 0 | 6 | 0 |
| Non Low Moderate | 0 | 0 | 0 | 0 |
| Total | 11 | 0 | 11 | 0 |
| Percent Low/Mod | 100.0% | | 100.0% | |

Annual Accomplishments

| Years | Accomplishment Narrative | # Benefiting |
|-------|---|--------------|
| 2012 | In PY 2012, MHRP assisted 14 qualified low-moderate income homeowners with their Minor Home Repair needs. Fourteen units were initiated and completed. Six units were completed after September 30, 2013. | |



U.S. Department of Housing and Urban Development
 Office of Community Planning and Development
 Integrated Disbursement and Information System
 CDBG Activity Summary Report (GPR) for Program Year 2011
 CARROLLTON

Date: 04-Dec-2014
 Time: 10:11
 Page: 24

PGM Year: 2011
Project: 0005 - Public Service General Assistance
IDIS Activity: 66 - Code Violation Repair Fund: Public Service

Status: Completed 11/13/2014 12:00:00 AM
Location: 1945 E Jackson Rd Carrollton, TX 75006-1737

Objective: Create suitable living environments
Outcome: Sustainability
Matrix Code: Public Services (General) (05) **National Objective:** LMC

Initial Funding Date: 10/09/2014

Description:

Capital funding for materials and specialized labor for implementation of safety related repairs in Carrollton neighborhoods focused on properties owned seniors and low to moderate income families with code violations resulting in safety issues.

Financing

| Grant Year | Grant | Fund Type | Funded Amount | Drawn In Program Year | Drawn Thru Program Year |
|--------------|-------|-----------|--------------------|-----------------------|-------------------------|
| Pre-2015 | | EN | \$41,556.50 | \$24,999.00 | \$24,999.00 |
| Total | | | \$41,556.50 | \$24,999.00 | \$24,999.00 |

Proposed Accomplishments

People (General) : 13

Actual Accomplishments

Number assisted:

| | Owner | | Renter | | Total | | Person | |
|--|----------|----------|----------|----------|----------|----------|-----------|----------|
| | Total | Hispanic | Total | Hispanic | Total | Hispanic | Total | Hispanic |
| White: | 0 | 0 | 0 | 0 | 0 | 0 | 10 | 2 |
| Black/African American: | 0 | 0 | 0 | 0 | 0 | 0 | 3 | 0 |
| Asian: | 0 | 0 | 0 | 0 | 0 | 0 | 0 | 0 |
| American Indian/Alaskan Native: | 0 | 0 | 0 | 0 | 0 | 0 | 0 | 0 |
| Native Hawaiian/Other Pacific Islander: | 0 | 0 | 0 | 0 | 0 | 0 | 0 | 0 |
| American Indian/Alaskan Native & White: | 0 | 0 | 0 | 0 | 0 | 0 | 0 | 0 |
| Asian White: | 0 | 0 | 0 | 0 | 0 | 0 | 0 | 0 |
| Black/African American & White: | 0 | 0 | 0 | 0 | 0 | 0 | 0 | 0 |
| American Indian/Alaskan Native & Black/African American: | 0 | 0 | 0 | 0 | 0 | 0 | 0 | 0 |
| Other multi-racial: | 0 | 0 | 0 | 0 | 0 | 0 | 0 | 0 |
| Asian/Pacific Islander: | 0 | 0 | 0 | 0 | 0 | 0 | 0 | 0 |
| Hispanic: | 0 | 0 | 0 | 0 | 0 | 0 | 0 | 0 |
| Total: | 0 | 0 | 0 | 0 | 0 | 0 | 13 | 2 |
| Female-headed Households: | 0 | | 0 | | 0 | | | |

PR03 - CARROLLTON

Page: 24 of 26



U.S. Department of Housing and Urban Development
 Office of Community Planning and Development
 Integrated Disbursement and Information System
 CDBG Activity Summary Report (GPR) for Program Year 2011
 CARROLLTON

Date: 04-Dec-2014
 Time: 10:11
 Page: 25

Income Category:

| | Owner | Renter | Total | Person |
|------------------|-------|--------|-------|--------|
| Extremely Low | 0 | 0 | 0 | 6 |
| Low Mod | 0 | 0 | 0 | 4 |
| Moderate | 0 | 0 | 0 | 3 |
| Non Low Moderate | 0 | 0 | 0 | 0 |
| Total | 0 | 0 | 0 | 13 |
| Percent Low/Mod | | | | 100.0% |

Annual Accomplishments

| Years | Accomplishment Narrative | # Benefiting |
|-------|--|--------------|
| 2011 | Capital funding for materials and specialized labor for implementation of safety related repairs in Carrollton neighborhoods focused on seniors and low to moderate income families. 8 Households were assisted. | |
| 2012 | Capital funding for materials and specialized labor for implementation of safety related repairs in Carrollton neighborhoods focused on seniors and low to moderate income families. | |
| 2013 | Capital funding for materials and specialized labor for implementation of safety related repairs in Carrollton neighborhoods focused on seniors and low to moderate income families. One (1) Household was assisted. | |



U.S. Department of Housing and Urban Development
Office of Community Planning and Development
Integrated Disbursement and Information System
CDBG Activity Summary Report (GPR) for Program Year 2011
CARROLLTON

Date: 04-Dec-2014
Time: 10:11
Page: 26

| | |
|---------------------------------------|-----------------------|
| Total Funded Amount: | \$2,652,723.62 |
| Total Drawn Thru Program Year: | \$1,898,366.41 |
| Total Drawn In Program Year: | \$250,418.46 |

PR26 IDIS ACTIVITY SUMMARY



Office of Community Planning and Development
 U.S. Department of Housing and Urban Development
 Integrated Disbursement and Information System
 PR26 - CDBG Financial Summary Report - FINAL
 Program Year 2011
 CARROLLTON , TX

DATE: 02-13-13
 TIME: 17:41
 PAGE: 1

PART I: SUMMARY OF CDBG RESOURCES

| | |
|---|--------------|
| 01 UNEXPENDED CDBG FUNDS AT END OF PREVIOUS PROGRAM YEAR | 307,205.43 |
| 02 ENTITLEMENT GRANT | 740,736.00 |
| 03 SURPLUS URBAN RENEWAL | 0.00 |
| 04 SECTION 108 GUARANTEED LOAN FUNDS | 0.00 |
| 05 CURRENT YEAR PROGRAM INCOME | 0.00 |
| 05a CURRENT YEAR SECTION 108 PROGRAM INCOME (FOR SI TYPE) | 0.00 |
| 06 RETURNS | 0.00 |
| 07 ADJUSTMENT TO COMPUTE TOTAL AVAILABLE | 0.00 |
| 08 TOTAL AVAILABLE (SUM, LINES 01-07) | 1,047,941.43 |

PART II: SUMMARY OF CDBG EXPENDITURES

| | |
|--|------------|
| 09 DISBURSEMENTS OTHER THAN SECTION 108 REPAYMENTS AND PLANNING/ADMINISTRATION | 192,347.47 |
| 10 ADJUSTMENT TO COMPUTE TOTAL AMOUNT SUBJECT TO LOW/MOD BENEFIT | 4,854.77 |
| 11 AMOUNT SUBJECT TO LOW/MOD BENEFIT (LINE 09 + LINE 10) | 197,202.24 |
| 12 DISBURSED IN IDIS FOR PLANNING/ADMINISTRATION | 58,070.99 |
| 13 DISBURSED IN IDIS FOR SECTION 108 REPAYMENTS | 0.00 |
| 14 ADJUSTMENT TO COMPUTE TOTAL EXPENDITURES | 5,872.31 |
| 15 TOTAL EXPENDITURES (SUM, LINES 11-14) | 261,145.54 |
| 16 UNEXPENDED BALANCE (LINE 08 - LINE 15) | 786,795.89 |

PART III: LOWMOD BENEFIT THIS REPORTING PERIOD

| | |
|--|------------|
| 17 EXPENDED FOR LOW/MOD HOUSING IN SPECIAL AREAS | 0.00 |
| 18 EXPENDED FOR LOW/MOD MULTI-UNIT HOUSING | 0.00 |
| 19 DISBURSED FOR OTHER LOW/MOD ACTIVITIES | 192,347.47 |
| 20 ADJUSTMENT TO COMPUTE TOTAL LOW/MOD CREDIT | 4,854.77 |

| | |
|---|-------------|
| 21 TOTAL LOW/MOD CREDIT (SUM, LINES 17-20) | 197,202.24 |
| 22 PERCENT LOW/MOD CREDIT (LINE 21/LINE 11) | 100.00% |
| LOW/MOD BENEFIT FOR MULTI-YEAR CERTIFICATIONS | |
| 23 PROGRAM YEARS(PY) COVERED IN CERTIFICATION | PY: PY: PY: |
| 24 CUMULATIVE NET EXPENDITURES SUBJECT TO LOW/MOD BENEFIT CALCULATION | 0.00 |
| 25 CUMULATIVE EXPENDITURES BENEFITING LOW/MOD PERSONS | 0.00 |
| 26 PERCENT BENEFIT TO LOW/MOD PERSONS (LINE 25/LINE 24) | 0.00% |
| PART IV: PUBLIC SERVICE (PS) CAP CALCULATIONS | |
| 27 DISBURSED IN IDIS FOR PUBLIC SERVICES | 0.00 |
| 28 PS UNLIQUIDATED OBLIGATIONS AT END OF CURRENT PROGRAM YEAR | 0.00 |
| 29 PS UNLIQUIDATED OBLIGATIONS AT END OF PREVIOUS PROGRAM YEAR | 0.00 |
| 30 ADJUSTMENT TO COMPUTE TOTAL PS OBLIGATIONS | 0.00 |
| 31 TOTAL PS OBLIGATIONS (LINE 27 + LINE 28 - LINE 29 + LINE 30) | 0.00 |
| 32 ENTITLEMENT GRANT | 740,736.00 |
| 33 PRIOR YEAR PROGRAM INCOME | 15,393.02 |
| 34 ADJUSTMENT TO COMPUTE TOTAL SUBJECT TO PS CAP | 0.00 |
| 35 TOTAL SUBJECT TO PS CAP (SUM, LINES 32-34) | 756,129.02 |
| 36 PERCENT FUNDS OBLIGATED FOR PS ACTIVITIES (LINE 31/LINE 35) | 0.00% |
| PART V: PLANNING AND ADMINISTRATION (PA) CAP | |
| 37 DISBURSED IN IDIS FOR PLANNING/ADMINISTRATION | 58,070.99 |
| 38 PA UNLIQUIDATED OBLIGATIONS AT END OF CURRENT PROGRAM YEAR | 164,256.99 |
| 39 PA UNLIQUIDATED OBLIGATIONS AT END OF PREVIOUS PROGRAM YEAR | 123,777.98 |
| 40 ADJUSTMENT TO COMPUTE TOTAL PA OBLIGATIONS | 5,872.31 |
| 41 TOTAL PA OBLIGATIONS (LINE 37 + LINE 38 - LINE 39 +LINE 40) | 104,422.31 |
| 42 ENTITLEMENT GRANT | 740,736.00 |
| 43 CURRENT YEAR PROGRAM INCOME | 0.00 |
| 44 ADJUSTMENT TO COMPUTE TOTAL SUBJECT TO PA CAP | 0.00 |
| 45 TOTAL SUBJECT TO PA CAP (SUM, LINES 42-44) | 740,736.00 |
| 46 PERCENT FUNDS OBLIGATED FOR PA ACTIVITIES (LINE 41/LINE 45) | 14.10% |

LINE 17 DETAIL: ACTIVITIES TO CONSIDER IN DETERMINING THE AMOUNT TO ENTER ON LINE 17

Report returned no data.

LINE 18 DETAIL: ACTIVITIES TO CONSIDER IN DETERMINING THE AMOUNT TO ENTER ON LINE 18

Report returned no data.

LINE 19 DETAIL: ACTIVITIES INCLUDED IN THE COMPUTATION OF LINE 19

| Plan Year | IDIS Project | IDIS Activity | Voucher Number | Activity Name | Matrix Code | National Objective | Drawn Amount |
|------------------|---------------------|----------------------|-----------------------|--|--------------------|---------------------------|---------------------|
| 2007 | 2 | 21 | 5452510 | FRANCIS PERRY ESTATES-STREETS & SDWLKS | 03K | LMA | \$115,542.58 |
| 2009 | 4 | 33 | 5375832 | Enhanced Code Enforcement Program | 15 | LMA | \$1,649.88 |
| 2010 | 3 | 39 | 5375832 | Minor Home Repair Program | 14A | LMH | \$6,260.05 |
| 2010 | 4 | 40 | 5375832 | Enhanced Code Enforcement | 15 | LMA | \$9,016.02 |
| 2010 | 4 | 40 | 5417891 | Enhanced Code Enforcement | 15 | LMA | \$14,003.25 |
| 2010 | 4 | 40 | 5452510 | Enhanced Code Enforcement | 15 | LMA | \$11,802.05 |
| 2010 | 4 | 40 | 5477408 | Enhanced Code Enforcement | 15 | LMA | \$9,834.69 |
| 2011 | 2 | 42 | 5375832 | Minor Home Repair Program | 14A | LMH | \$7,885.95 |
| 2011 | 2 | 42 | 5417891 | Minor Home Repair Program | 14A | LMH | \$3,408.00 |
| 2011 | 2 | 42 | 5452510 | Minor Home Repair Program | 14A | LMH | \$12,066.00 |
| 2011 | 2 | 42 | 5477408 | Minor Home Repair Program | 14A | LMH | \$879.00 |
| Total | | | | | | | \$192,347.47 |

Financial Summary Attachment

A. Program Income Received

| | |
|---|--------|
| PY 2011 Gravley Center Rental Income = | \$0.00 |
| - Of this amount \$ was applied to HUD Activity: Grant Admin and Planning | |
| 1. Metrocrest Social Services (Oct 1 - Sep 30) | \$0.00 |

B. Prior Period Adjustments

| |
|------|
| None |
|------|

C. Loans and Other Receivables

| |
|------|
| None |
|------|

D. LOCCS Reconciliation

| | |
|---|---------------|
| Unexpended Balance of CDBG funds (line 16) | \$ 786,795.89 |
| LOC Balance | \$ 794,102.36 |
| Cash on Hand: | |
| Grantee Program Account (duplicate receipt PI in Grants and Administration PY2010) | \$3,420.67 |
| Subrecipients Program Accounts | \$ - |
| Revolving Fund Cash Balances | \$ - |
| Section 108 Cash Balances | \$ - |
| Cash on Hand Total | \$ - |
| Grantee CDBG Program Liabilities (include any reimbursmts. due from program funds) | \$ 10,727.08 |
| Subrecipient CDBG Program Liabilities (include any reimbursements due from program funds) | |
| Liabilities Total | \$ 10,727.08 |
| Balance (provide an explanation if an unreconciled difference exists) | \$ - |

Explanation (if applicable):

E. Unprogrammed Funds Calculation

| | |
|---|-----------------|
| Amount of funds available during the reporting period | \$ 1,063,334.51 |
| Income expected but not yet realized** | \$ - |
| Less total budgeted amount | \$ 1,063,334.51 |
| Subtotal | \$ 1,063,334.52 |
| Unprogrammed Balance | \$ - |

** This amount should reflect any income considered as a resource in the action plan (and any amendments) for the period covered by this report, as well as that identified in prior action plans/final statements (including any amendments), that was expected to be received by the end of the reporting period but had not yet been received: e.g., program income or Section 108 proceeds not yet received from an approved 108 loan.

City of Carrollton, Texas
CDBG Financial Summary
Justification of Adjustments
Program Year Covered: October 1, 2012 – September 30, 2013

| | |
|--|--------------------|
| Part II: Summary of CDBG Expenditures (lines 10 – 14) | |
| Prior Year drawdown (Voucher # 5527240) entered 02/06/2013 (Planning and Admin) | <u>\$3,420.67</u> |
| Prior Year Drawdown (Voucher # 5527239) entered 02/06/2013 (Planning and Admin) | <u>\$1,511.14</u> |
| Prior Year Drawdown (Voucher # 5527239) entered 02/06/2013 (Planning and Admin) | <u>\$940.50</u> |
| Prior Year Drawdown (Voucher # 5527239) entered 02/06/2013 (Enhanced Code Enft.) | <u>\$4854.77</u> |
| Adjustment to Compute total amount subject to low/moderate income benefits | <u>\$10,727.08</u> |

APPENDIX A – SUMMARY OF CITIZEN COMMENTS

Neighborhood Advisory Commission (NAC) – Public Hearing – November 8, 2012

On November 8, 2012, the Neighborhood Advisory Commission (NAC) held a public hearing to receive comments on the draft PY 2011 Consolidated Annual Performance and Evaluation Report (CAPER). Having heard all comments, the NAC voted 8 to 0 to accept the report and transmit a draft version to the City Council for final action.

Public comments received are as follows:

- ➡ Prior to or during the November 8, 2012 Public Hearing, no public comments, spoken or otherwise, were received by the NAC on the PY 2011 CAPER.

City Council – Public Hearing – December 4, 2012

On December 4, 2012, the City Council held a public hearing to receive comments on the draft PY 2011 Consolidated Annual Performance and Evaluation Report (CAPER) and, after receiving all comments, the City Council closed the public hearing and voted 7 to 0 to adopt the report by resolution and transmit a final version of the document to the United States Department of Housing and Urban Development (HUD).

Public comments received during the December 4, 2012 public hearing are as follows:

- Prior to the actual public hearing, no public comments, spoken or otherwise, were received by the City Council on the PY 2011 CAPER.
- During the December 4, 2012 public hearing, no public comments, spoken or otherwise, were received by the City Council on the PY 2011 CAPER.

No other comments, spoken or otherwise, were received by the City Council prior to, during or after the public hearing process.

Neighborhood Advisory Commission (NAC) Public Hearing – November 13, 2014

On November 13, 2014, the Neighborhood Advisory Commission (NAC) held a public hearing to receive comments on the amendments to the draft PY 2011 Action Plan and PY11 Consolidated Annual Performance and Evaluation Report (CAPER). Having heard all comments, the NAC voted 9 to 0 to accept the amended report and transmit a draft version to the HUD.

Public comments received are as follows: none

City Council Public Hearing – December 9, 2014

On December 9, 2014, the City Council held a public hearing to receive comments on the amendments to the draft PY 2011 Action Plan and PY11 Consolidated Annual Performance and Evaluation Report (CAPER). Having heard all comments, the City Council voted 7 to 0 to accept the amended report and transmit a draft version to the HUD.

Public comments received are as follows: none

APPENDIX B – SOCIAL SERVICE AGENCIES AND SERVICES OFFERED

Bea's Kids

Contact: Ms. Seandell Phillips – Executive Director
14673 Midway Road, Suite 230, Addison, TX 75001
Phone: 214-699-4800 Fax: 214-550-6115
Email: contact@beaskids.org

Website: www.beaskids.org

- Bea's Kids is a non-profit 501(c)(3) organization that has been serving underprivileged children and parents since 1990. Services include educational, cultural, recreational and sports programs and activities. The program also provides food, clothing and medical/dental care. Bea's Kids leads a crusade against hunger, illiteracy, domestic strife, parental neglect, drugs, violence, gangs, school dropouts and poverty.

CASA of Denton County, Inc.

Contact: Ms. Sherri Gideon - Executive Director
614 N. Bell Avenue, Denton, Texas 76209
Phone: 940-243-2272 Fax: 940-243-1605
E-mail: sgideon@casadenton.org

Website: www.casadenton.org

- CASA of Denton County, Inc. serves children (ages 0 to 18) who have been removed from their homes by Child Protective Services due to abuse or neglect. Their service area is Denton County and includes children from the portion of Carrollton within Denton County. CASA provides independent, objective guidance in court regarding the children's best interests and is a constant provider of support during that experience.

Children's Advocacy Center for Denton County

Contact: Mr. Dan Leal - Executive Director
1854 Cain Drive; Lewisville, Texas 75077
Phone: 972-317-2818 Fax: 972-317-6989
Email: dan@cacdc.org

Website: www.cacdc.org

- This is a child-friendly environment for joint child abuse investigations by police and Child Protective Services. Some of the functions include video-taped interviews, comprehensive therapy services, information and referral and facilitation of joint investigations. Multiple professionals are involved in investigations including a Carrollton Police Child Abuse Investigator.

The Family Place

Contact: Ms. Paige Flink - Executive Director
P.O. Box 7999; Dallas, Texas 75209
Phone: 214-559-2170 Fax: 214-443-7797
Email: phflink@familyplace.org

Website: www.familyplace.org

- The Family Place provides proactive prevention and intervention, extensive community education, and caring advocacy and assistance for victims of family violence.

Metrocrest Community Clinic

Contact: Ms. Jane Hawkins - Executive Director
Plaza 1, Suite 149, One Medical Parkway; Farmers Branch, Texas 75234
Phone: 972-484-6336 Fax: 972-484-0051
Email: janehawkinsmfm@sbcglobal.net

- The Metrocrest Family Medical Clinic helps by treating adults for minor medical conditions such as: respiratory tract infections, eye and ear infections and skin rashes. In addition, The Metrocrest Family Medical Clinic provides immunizations and affordable services to uninsured residents in Carrollton, Coppell, Farmers Branch, Addison and northwest Dallas.

Metrocrest Social Services

Contact: Ms. Bunny Summerlin - Executive Director
13801 Hutton Dr., Suite 150; Farmers Branch, Texas 75006
Phone: 972-446-2100 Fax: 214-694-2171
Email: bsummerlin@metrocrestsocialservices.org Website: www.metrocrestsocialservices.org

- Metrocrest Social Services provides information, referral and short-term emergency assistance for rent, utilities, food, clothing, medical and other financial needs in time of family crisis. Other services include job assistance, food bank and thrift store. Metrocrest Social Services collaborates and partners with local governments, business and non-profits for mobilization and maximization of resources.

Senior Adult Services

Contact: Mr. Mary Joiner - Executive Director
One Medical Pkwy, Professional Plaza I, Suite 115
Farmers Branch, TX 75234
Phone: 972-242-4464 Fax: 972-242-0299
Email: mary.joiner@senioradultservices.org Website: www.senioradultservices.org

- Senior Adult Services provides direct services including: case management, home delivered meals, transportation, home repair, grab bar installation, home safety, Senior Adult News, a monthly newsletter, and emergency financial aid.

LaunchAbility formerly known as (Special Care & Career Services)

Contact: Cathy Packard, Executive Director
4350 Sigma, Suite 100; Farmers Branch, Texas 75244
Phone: 972-991-6777 x112 Fax: 972-991-6361
Email: info@launchability.org Website: www.launchability.org

- Provides speech, physical, occupational and other therapy to children under age three with developmental delays and disabilities.